



**MOVING**   
BLOOMINGTON  
**Forward**  
creating our shared future



Combined ten-year  
**Capital**  
Improvement Plan  
**2025-2034**



COMBINED TEN-YEAR CIP  
2025-2034



ADOPTED BY  
BLOOMINGTON CITY  
COUNCIL  
December 16, 2024



## TABLE OF CONTENTS

Organization .....	7-18
Executive Summary .....	19-30
Policies .....	31-48
Capital Improvement Program Policy .....	33
Debt Policy .....	35
Tax Increment Policy .....	44
Summary Reports .....	49-81
Category Summary by Department .....	51
Projects by Category and Department .....	53
Funding Source Summary .....	65
Projects by Funding Source and Department .....	66
City Facilities .....	83-148
Park Development .....	149-174
Sewer, Water and Storm Water .....	175-218
South Loop/Port Authority .....	219-240
Surface Transportation .....	241-294





# Organization



Combined ten-year  
**Capital**  
Improvement Plan  
2025-2034







# Organization Structure

---

The home rule charter was adopted in November 1960. The City is a Council-Manager form of municipal government. The Council is comprised of the Mayor and six Council Members who serve four-year terms; the Mayor and two members are elected at-large, the rest are elected by district. The City Manager, the chief administrative officer, is selected by the Council to serve an indefinite term. The City Manager controls and directs the administration of the City's affairs and supervises all service teams, departments, and divisions.

## City Council

---

### Mayor



Tim Busse

Term Expires Jan. 2026

### Council Members



Jenna Carter  
At Large

Term Expires Jan. 2028



Chao Moua  
At Large

Term Expires Jan. 2026



Dwayne Lowman  
District I

Term Expires Jan. 2026



Shawn Nelson  
District II

Term Expires Jan. 2026



Lona Dallessandro  
District III

Term Expires Jan. 2028



Victor Rivas  
District IV

Term Expires Jan. 2028

## **Housing and Redevelopment Authority**

---

**Chairperson** Victoria Hoogheem

**Commissioners** Jenna Carter  
Blake Doblinger  
Samiira Isse  
Chao Moua  
Jennifer Mueller  
Rod Wooten

## **Port Authority**

---

**President** Bob Erickson

**Commissioners** Tim Busse  
Cynthia Hunt  
Tim Keller  
Rob Lunz  
Shawn Nelson  
Steve Peterson

## **City Administration**

---

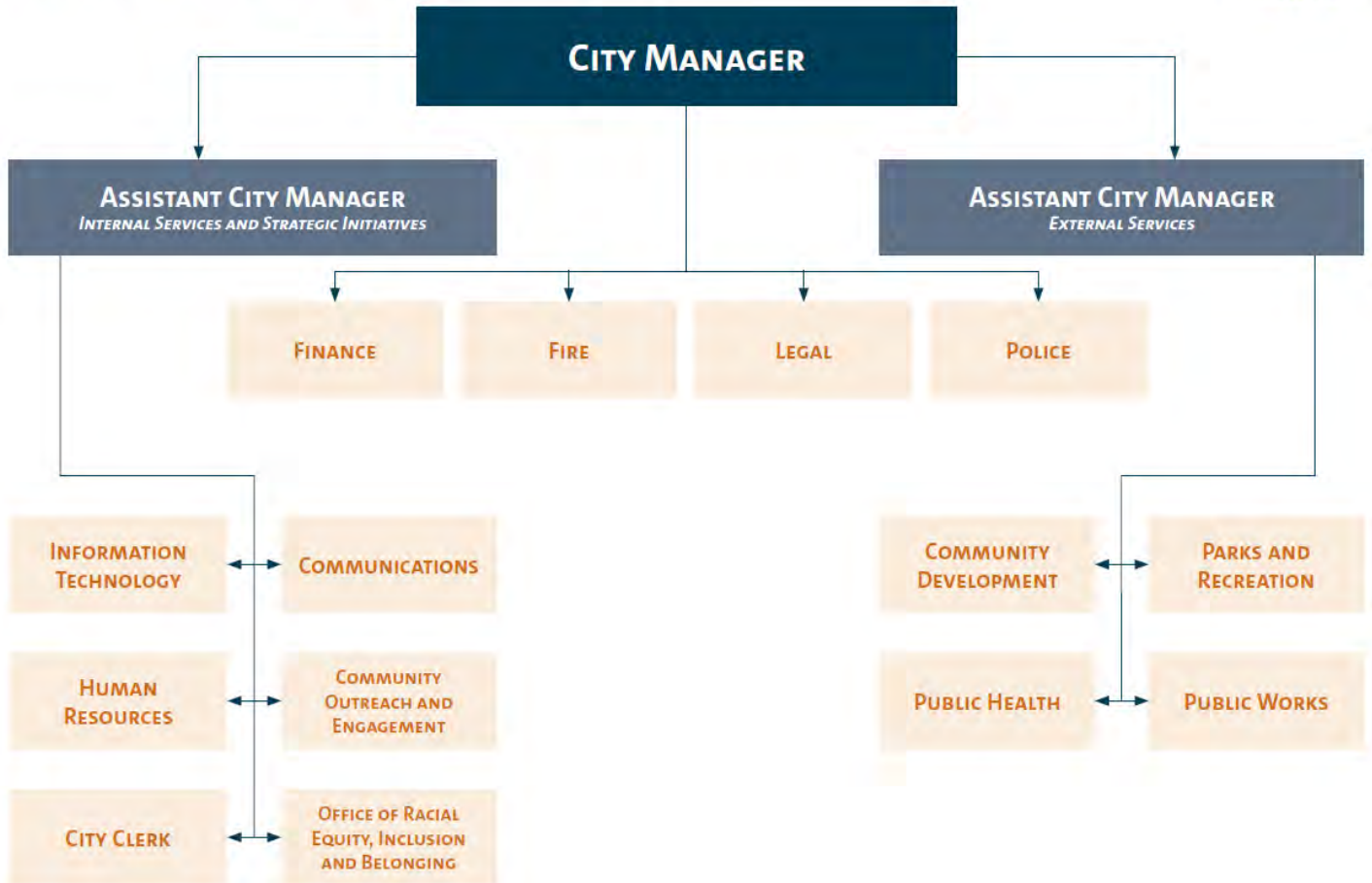
<b>City Manager</b>	James D. Verbrugge
<b>Assistant City Manager for Internal Services</b>	Elizabeth Tolzmann
<b>Assistant City Manager for External Services</b>	Kathy Hedin
<b>City Attorney</b>	Melissa Manderschied
<b>Chief Financial Officer</b>	Lori Economy-Scholler
<b>Police Chief</b>	Booker T Hodges
<b>Fire Chief</b>	Ulysses Seal

## **Organization Chart**

---

Activities are managed through four departments and two service teams that report to the City Manager. Within each service team (internal and external services) are several departments and divisions that report to service team leaders for cross-collaborative alignment, strategic priorities, and implementing City operations and service delivery throughout the year.

# ORGANIZATION CHART



# Goals and Strategies

## Organization Vision

---

Engaged and empowered professionals working courageously together to create a thriving Bloomington for all.

## Community Profile

---

Bloomington, Minnesota is a dynamic urban center in the Twin Cities metro area and a vibrant community for both residents and businesses.

Bloomington, the fourth largest city in Minnesota, is a dynamic urban center with more than 90,000 residents and 3,500 businesses. Bloomington has a strong employment market, with two jobs for every city resident in the workforce. The city is one of the key drivers of the Minneapolis -St. Paul regional economy with industries including healthcare, hospitality, technology, and manufacturing. Home to Mall of America, Bloomington is also a major tourist destination for the upper Midwest.

The City has achieved 99 percent of its original development capacity. To provide visual and physical relief from continuous urban development, one-third of the city is designated for public parks and conservation. Bloomington is also home to award-winning schools and colleges. Significant redevelopment is occurring in Bloomington's South Loop District, an urban center at the crossroads of the metro area's transportation network.



[This two minute video](#) describes just some of the wonderful features about Bloomington.

# Community-Based Strategic Plan

## Bloomington. Tomorrow. Together

---

In 2021, the City embarked on a new strategic planning effort, one that involved the community in planning Bloomington's future. The initiative *Bloomington. Tomorrow. Together.* engaged residents in helping the City Council design a new strategic plan. City staff worked in partnership with members of the community at every stage of the process, from community cafes and surveys to understand Bloomington's strengths and challenges; through creation of a mission statement and strategic objectives by a core planning team; to identifying strategies and measurements for success by action and measurement teams.

The difference between this and previous strategic planning processes was that the community was involved in nearly every step of the process. As a result, the community's voice is reflected in the final product. The *Bloomington. Tomorrow. Together.* strategic plan was adopted by the City Council on April 25, 2022. The plan will guide the City's work through 2027.

### **Our Mission**

Our mission is to cultivate an enduring and remarkable community where people want to be.

### **Our Core Values – We believe that...**

- The community thrives when its members share responsibility for its well-being.
- Transformation will come through collective courage and the willingness to take risks.
- When diversity is embraced, the community is strengthened.
- Everyone benefits when there is equitable access to opportunity.
- Safety and security are critical components of a resilient and healthy community.

### **Our Strategic Objectives – By 2030...**

1. Our community members will feel connected to their neighbors, welcomed, and valued by the community as a whole.
2. The City of Bloomington will achieve significant improvement in the indices measuring the community's environmental and individual health.
3. The City of Bloomington will achieve significant improvement in indices measuring equitable economic growth.

### **Our Strategies – What we will do**

1. Build trusting relationships that acknowledge diversity so that we are able to embody our core values, live our mission and achieve our strategic goals.
2. Do what is necessary so that all of the community can understand, support and actively contribute to the achievement of the mission and strategic objectives.
3. Identify and align efforts across organizations in the community to leverage, develop and maximize assets to achieve mutually beneficial outcomes.

## **Five-Year Results**

### **Measurement Results**

- We will develop a measurement system and report by the end of 2022.
- The City will have a community-involved process for measuring the strategic plan

### **Strategy 1 Results**

- The City's internal culture is consistent with core values.
- The City uses a model to support neighborhood identity, placemaking, connection, history, and culture.
- The City utilizes a comprehensive plan for addressing issues of safety and security.
- City regulations have been revised to increase flexibility and support for community gathering places, including small businesses, community organizations and City spaces.
- City staff are skilled, empowered and expected to build and maintain authentic relationships with community members.
- Issues of injustice for historically marginalized communities are acknowledged and addressed in Bloomington.
- The City expanded its Creative Placemaking program across Bloomington.
- The City has a model for a centralized gathering space that is welcoming, unique, dynamic and celebrates Bloomington's diversity.

### **Strategy 2 Results**

- A network of diverse and trusted community partners has been established to share relevant information.
- We have identified what is missing in our approaches of communicating with our community.
- Barriers to participation are identified and removed.
- The community has a better understanding of how the strategic objectives will affect them and why they should care.
- Community members are increasingly motivated to actively contribute.
- Community members increasingly take advantage of opportunities to actively contribute.

### **Strategy 3 Results**

- We have established and piloted a community asset mapping model for cataloging key services, benefits and resources to identify strengths and gaps relating to Bloomington's strategic objectives.
- We have established partnerships with organizations to connect residents and businesses with relevant resources.
- The community asset map is used by the public and partners to access and align resources.

### **We will not:**

- Add any program, project, policy, or service that is not consistent with our core values and aligned to our mission.
- Allow past practices to interfere with the consideration of new ideas.

## Dashboard

In 2023, the City launched a [Strategic Plan Dashboard](#) that demonstrates progress across the three priority areas. We will continuously monitor and measure to see how we are progressing toward accomplishment of these objectives.

### Strategic Priorities



#### A connected, welcoming community

1. More connected neighbors
2. More welcomed by city
3. More valued community



#### A healthy community

1. Improved environment
2. Improved human health
3. Improved safety/security



#### A community with equitable economic growth

1. More equitably distributed
2. Expanded business diversity
3. More equitable job growth



# Administration

## Overview

---

The Capital Improvement Plan (CIP) is a planning tool based on long-range physical planning and financial projections that forecast the City of Bloomington (City), the Bloomington Port Authority (Port), and Housing and Redevelopment Authority for the City of Bloomington (HRA) capital needs over a ten-year period as building blocks to help achieve the City's strategic vision and mission. The CIP includes a detailed description of every Capital Project over \$50,000 anticipated to be initiated during the ten-year period.

## Capital Improvement Plan Goals

---

- Maintain a systematic approach to planning and initiating capital projects affording the opportunity to plan the location, timing, and financing of the needed public improvements.
- Development of a realistic and predictable program of capital spending with the projected fiscal capability to finance such projects, avoiding sharp changes in the tax levy or bonded indebtedness.
- Enable the City, Port and HRA to evaluate the needs of the entire City on a strategically oriented framework.
- Coordinate the capital needs with the adopted Comprehensive Plan.
- Maintain awareness with the public and private investors of the scope of the City's capital improvements.
- Enhance opportunities for participation in federal and/or state grant and aid programs.

The CIP continues to evolve as project planning needs to respond to strategic community direction. Changes in economic conditions or other project related issues may alter timelines. Funding mechanisms change and projects become more or less feasible based on such funding changes. City management continuously looks for opportunities for efficiency which often change the projected needs for capital.

The CIP is updated annually to ensure consistency and the reflection of changing strategic needs, cost fluctuations, and financial resources. The CIP document incorporating the recommended changes is then submitted to the City Council for consideration, modification, and adoption.

During the preparation and review of the recommended CIP, City management staff employed experience-based judgment to identify which projects can be accomplished in a given year, within the limits of the City's control. As would be expected, the data available and therefore the expenditure estimate for earlier years are more precise than latter years. Numerous sources are drawn upon to develop the expenditures included within this document including plans and/or studies completed or currently in process.

The CIP neither appropriates funds nor authorizes projects. The City Council must act to initiate each project over \$175,000. The City Manager may initiate projects for less than \$175,000. Projects will only be initiated when sources of funding are available as budgeted.

All internal and external funding sources are reflected within reports for "City Managed" projects. "Externally Managed" projects will only have the City's financial obligation listed within the reports. If there are external financial obligations, the information will be included under the project's description section.



The City’s capital budget is a significant part of the annual Budget. It represents costs associated with capital projects in the first year of this CIP. Such projects may include land acquisition, the construction and acquisition of new buildings, additions to or renovations of existing buildings, construction or reconstruction of street and utility infrastructure, and major equipment purchases.

Information identifying the CIP funding sources, priority definitions, project department, and our sustainability categories are included to assist the reader’s in understanding the Capital Improvement needs of the City of Bloomington.

## Funding Sources

---

Funding sources for this CIP include the following:

2350 Creative Placemaking	6200 Storm Water Utility	Hennepin County
4110 Infrastructure Replacement	6400 Golf Courses	Met Council
4115 PMP Trails	6450 Ice Garden	MnDOT
4125 Franchise Funds	6500 Art Center	Municipal State Aid (MSA)
4130 State Aid – Local	6550 Aquatics	Other Sources
4140 State Aid – ROW Acquisition	7700 Facilities Maint.	PIR Bonds & Assessments
4300 South Loop Development	Charter Bonds	Sales Tax Revenue Bonds
4400 Park Development	CIP Bonds	Tax Abatement
6100 Water Utility	Grants Funds	Utility Bonds
6150 Wastewater Utility		

## Prioritization Evaluation Process and Definitions

---

The CIP Priorities Committee, consisting of Department leadership, staff from Finance, the Sustainability Coordinator, the Racial Equity Coordinator, and Administration has met annually since 2020, when the group re-established the prioritization process.

Project scoring falls across seven broad categories, however common sense and collaborative decision making are still taken into account. The seven categories:

1. **Community:** Impact on quality of life, including aesthetic, social, recreation, and transportation aspects.
2. **Fiscal:** Financial considerations.
3. **Health & Safety:** Safety and health impacts.
4. **Opportunity:** Impact on other planned projects or time-sensitive opportunities.
5. **Equity, Inclusion and Accessibility:** Ensuring projects promote equity.
6. **Strategy:** Alignment with City Council’s Strategic Priorities.
7. **Sustainability:** Environmental sustainability.

Each year, CIP projects are reviewed by project managers and department leaders. Assignment of priorities take place in the summer, and in early fall, the CIP Priorities Committee meets to finalize project priorities which are then shared with executive staff.

Once projects are rated and scored using the above criteria, they are placed into the appropriate project year and show in this document with a priority number 1, 2, or 3. The priority tiers are outlined below:

- Tier 1 Project scheduled to begin in the next two years (2025-2026)
- Tier 2 Project scheduled to begin in the next 3-5 years (2027-2029)
- Tier 3 Project scheduled to begin in the next 6-10 years (2030-2034)

## **Project Numbers**

---

The projects are broken into five Community Strategic Investment Areas: City Facilities (CF), Park Development (PD), Sewer, Water and Stormwater (SW), South Loop/Port Authority (SL) and Surface Transportation (ST).

The project numbers include the letters for the project department and a five-digit number. The first two digits are for the year the project was first placed on the CIP document and the last three digits are the order in which they were listed. Some projects have a different project number than that explained above. Those projects are included in the City's accounting system and were assigned that number by Finance for tracking expenses.



# Executive summary



# Combined ten-year Capital Improvement Plan 2025-2034

## Executive Summary

The Capital Improvement Plan (CIP) document is a ten-year summary of known projects intended to be used as a planning tool to enhance budget forecasting and long-term financial sustainability.

There are five project sections within the CIP. Within each of these sections, there is a report summarizing the projects by year and activity type, followed by each individual detailed project, allowing the reader greater understanding of the project. Anticipated project cost must be \$50,000 or greater to be included in the CIP.

### Capital Improvement Planning Process

The City has implemented the following process and practices:

- The City will maintain a ten-year Capital Improvement Plan for all projects over \$50,000 and will update the plan annually.
- A strong pay-as-you-go program is maintained. The City uses current resources to pay for projects whenever feasible.
- One-time revenues should be used for one-time expenses. This helps to ensure the City does not have long-term commitments without ongoing funding sources.
- The City will confine long-term borrowing to capital improvements or projects that cannot be financed from current revenues. Where the issuance of long-term debt is required, it will pay back the bonds within a period not to exceed the expected useful life of the project.
- The City will maintain a sound relationship with all bond rating agencies and will keep them informed about capital projects. The City has the highest rating possible an Aaa from Moody's Investor Services, AAA from Standard and Poor's, and AAA from Fitch Rating Services.
- The Capital Improvement Plan Policy is reviewed and published annually under the Policies section of the CIP document.

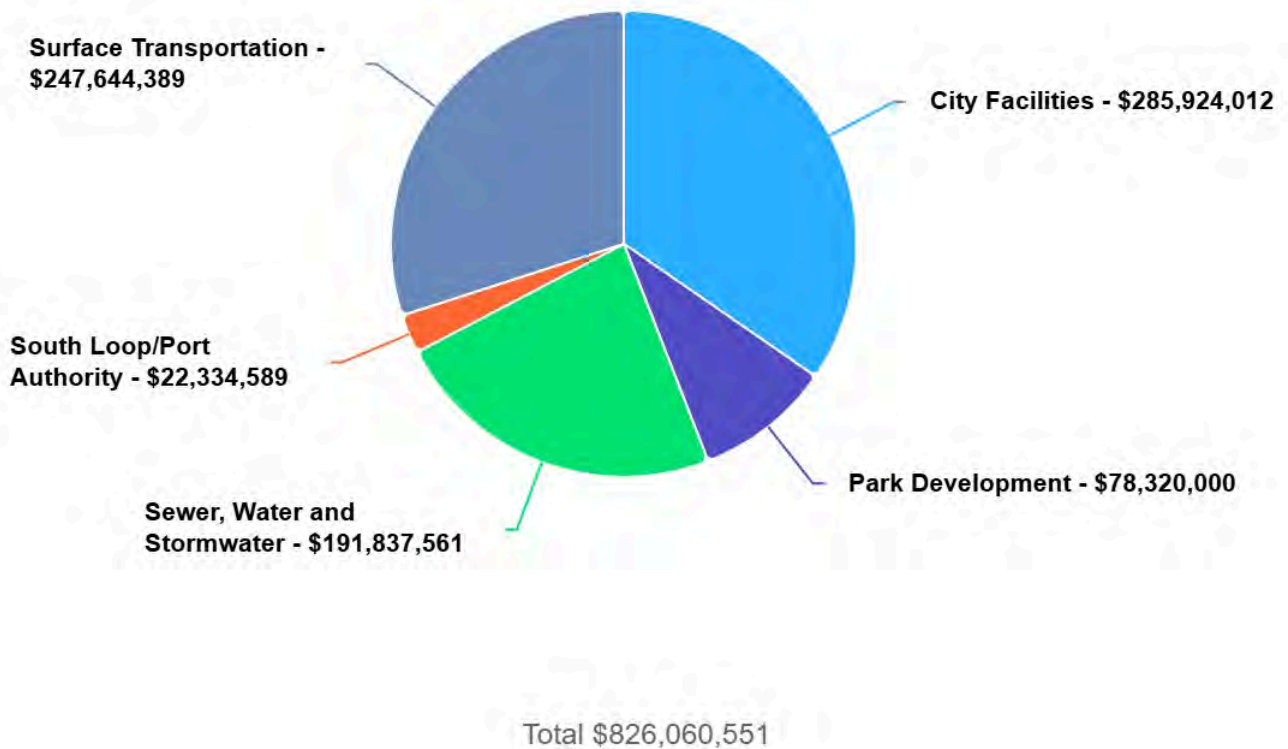
### Project considerations:

- The condition of the City's infrastructure including the projected need for repair or replacement.
- The likely demand for the improvement.
- The estimated cost of the improvement.
- The available public resources.
- The level of overlapping debt within the City and other municipalities impacting the property taxpayers.
- The relative benefits and costs of alternative uses of the funds.
- Operating cost of the proposed improvement.
- Alternatives for providing services most efficiently through shared facilities with other cities or local municipalities.

### Executive Summary Section Highlights

Each of the sections with projects over \$1,000,000 in which the City, Port or HRA manage and actively obtain the grant funding are reflected as “City Managed” projects. Projects where the City does not contribute the funding are listed as “External Projects.”

	<b>Costs 2025-2034</b>
City Facilities	285,924,012
Park Development	78,320,000
Sewer, Water, and Stormwater	191,837,561
South Loop	22,334,589
Surface Transportation	247,644,389
<b>Totals</b>	<b>826,060,551</b>



### Conclusion

The Capital Improvement Plan is an important planning tool to maintain and provide consistent investment in City Infrastructure, Facilities, Parks, and Equipment. Assets are not allowed to deteriorate beyond repair and appropriate repair and replacement are scheduled. Summary reports and detailed information on the cost and funding source for each project is provided within.

## City Facilities

**City facilities encompass seven categories:**

- Aquatic Center
- Art Center
- Community Health and Wellness Center
- Facilities
- Golf Course
- Ice Garden

The major funding sources for City Facilities projects are 6400 Golf Course Fund, 6450 Ice Garden Fund, 6500 Art Center Fund, 6550 Aquatics Fund, 7700 Facilities & Park Maintenance, Sales Tax Revenue Bonds, Charter Bonds, CIP Bonds, Grant Funds, and Other Sources.

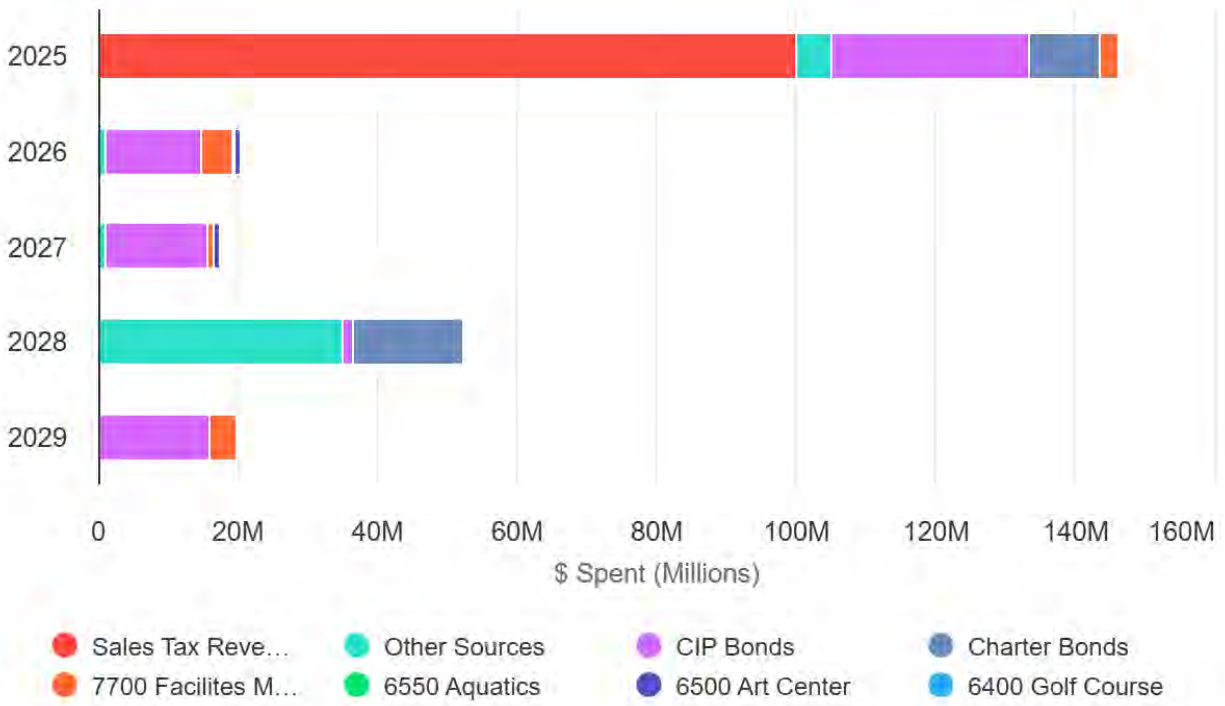
### Highlights 2025-2034

### Estimated Project Cost

***City Managed Projects:***

CF-07-001 Community Health and Wellness Center (2025)	100,000,000
CF-25-011 Community Health and Wellness Center Parking Ramp (2025)	10,000,000
CF-16-005 Equipment Maintenance Garage - New (2025)	27,042,000
CF-24-015 Phase I PW Refit (2025)	4,900,000
CF-25-002 Civic Plaza Restroom (2025)	1,000,000
CF-16-001 Fire Station 2 Rebuild (2025-2026)	13,600,000
CF-21-040 Civic Plaza Carpet (2026)	1,853,000
CF-21-042 Public Works North Roof (2026)	1,200,000
CF-21-048 Fire Station 1 Renovation and Addition (2026-2027)	15,750,000
CF-24-016 Phase 2 PW Refit (2027-2028)	36,000,000
CF-18-037 Animal Shelter (2028)	5,000,000
CF-16-014 Dwan Clubhouse Replacement (2028)	6,900,000
CF-19-006 Dwan Golf Course Renovation – Plan A (2028)	4,000,000
CF-16-003 Fire Station 5 Rebuild (2028-2029)	15,750,000
CF-21-045 Civic Plaza Perimeter Heat (2029)	3,728,000
CF-16-004 Fire Station 6 Rebuild (2029-2030)	16,800,000
CF-16-032 BFAC Improvements & Site Amenities (2030)	10,000,000
CF-25-009 City Network Expansion (ongoing)	1,500,000

**5-year Funding Source Summary 2025-2029**



# Park Development

Park development encompasses one category:

- Parks

The major funding sources for Park Development projects are 4400 Park Development Fund, Charter Bonds, Grant Funds, and Other Sources, and Sales Tax Revenue Bonds.

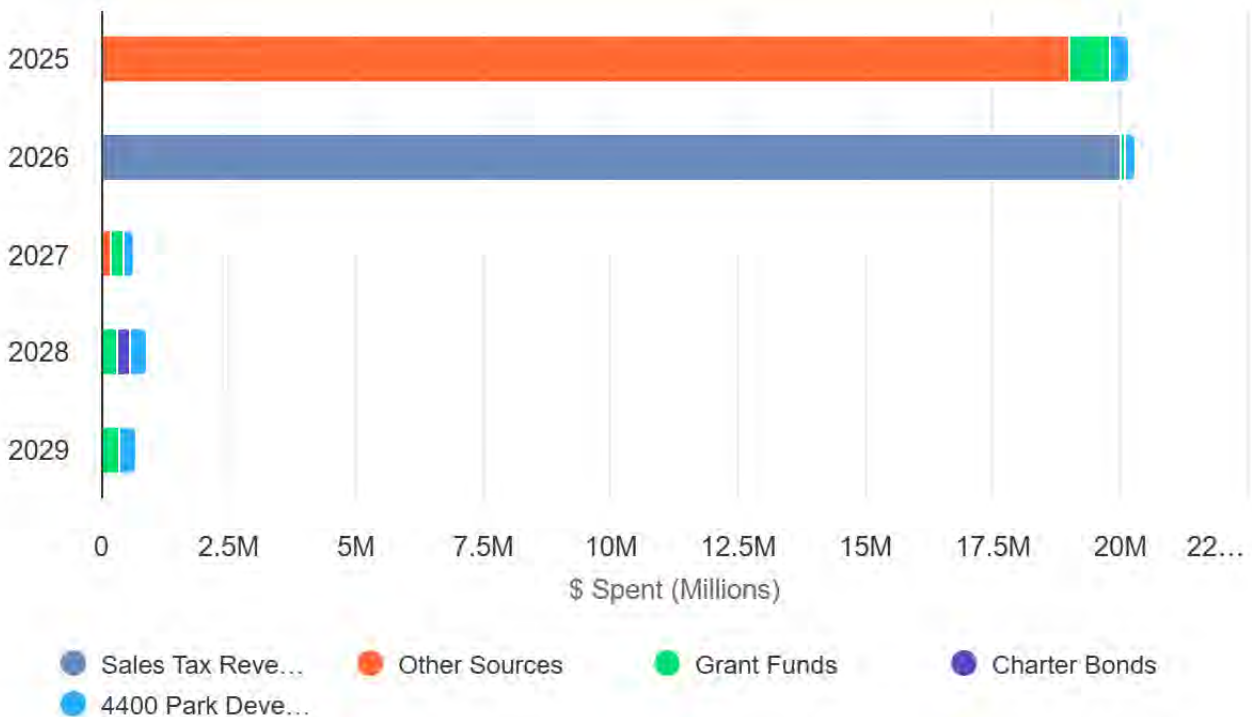
## Highlights 2025-2034

## Estimated Project Cost

### City Managed Projects:

• PD-24-018 Park System Field Renovations (2025)	\$ 19,000,000
• PD-23-005 Nine Mile Creek Corridor Renewal (2026)	20,000,000
• PD-24-010 Natural Resources Restoration (2026-2032)	1,400,000
• PD-20-002 Dred Scott Park Improvements (2030)	3,300,000
• PD-18-032 Poplar Bridge Park Bldg & Site Improvements (2030)	3,500,000
• PD-15-008 Running Park Building Replacement and Site Improvements (2030)	4,000,000
• PD-20-001 Moir and Harrison Park Improvements (2030)	1,300,000
• PD-18-006 Valley View Park Improvements (2032)	5,000,000
• PD-19-017 Smith Park Building Replacement (2032)	4,000,000
• PD-24-003 Gene Kelly Park Renovation (2034)	12,000,000

## 5-year Funding Source Summary 2025-2029





# Sewer, Water, and Storm Water

**Sewer, Water, and Storm Water encompasses three categories:**

- Sewer Utility
- Storm Water Utility
- Water Utility

**Sewer Utility** accounts for the operation, maintenance and renewal of the City owned wastewater collection and conveyance infrastructure and includes annual replacement of wastewater infrastructure in conjunction with the pavement management program and asset renewal. Annual expenditures of between \$2,000,000 - \$3,000,000, are expected in order to stay ahead in the rehabilitation and replacement of aging sewer infrastructure and prevent unanticipated spikes in capital replacement due to failures. Additionally, recent discussions on implementation of a City-wide Sewer Availability Charge to assist in construction of over \$54,000,000 in capacity improvements needed to support new development and redevelopment would result in additional significant capital projects. Depending on the timing of the projects, additional rate increases could be needed to support these efforts.

**Storm Water Utility** includes annual storm projects, MS4 Permit compliance and reinvestment in the storm sewer system. In a typical year that includes about \$2,200,000 for storm water improvements associated with the Pavement Management Program. Additionally, summer and winter storm maintenance projects for compliance and saving for larger water resources construction projects.

**Water Utility** accounts for the maintenance and renewal of the City owned water supply, treatment, and distribution infrastructure and includes approximately \$200,000 annually for water supply well rehabilitation and \$1,350,000 to replace Well #3 (included in SW-01-011) to ensure a safe and uninterrupted supply of raw water for the Water Treatment Plant. Funding for water main replacement ranges from approximately \$1,000,000 to \$2,500,000 annually to systematically replace aging water distribution infrastructure. Water treatment Plant repairs and upgrades include roughly \$23,000,000 in upgrades through 2034 and \$7,000,000 through 2034 is planned for water meter replacement and technology enhancements.

The major funding sources for Sewer, Water, and Storm Water projects are 4300 South Loop Dev. Fund, 6100 Water Utility, 6150 Wastewater Utility, 6200 Storm Water Utility, Local Government Funds & Grants, Other Sources, State & Met Council Grants & Funds, and Tax Abatement.

## Highlights 2025-2034

## Estimated Project Cost

### **City Managed Projects:**

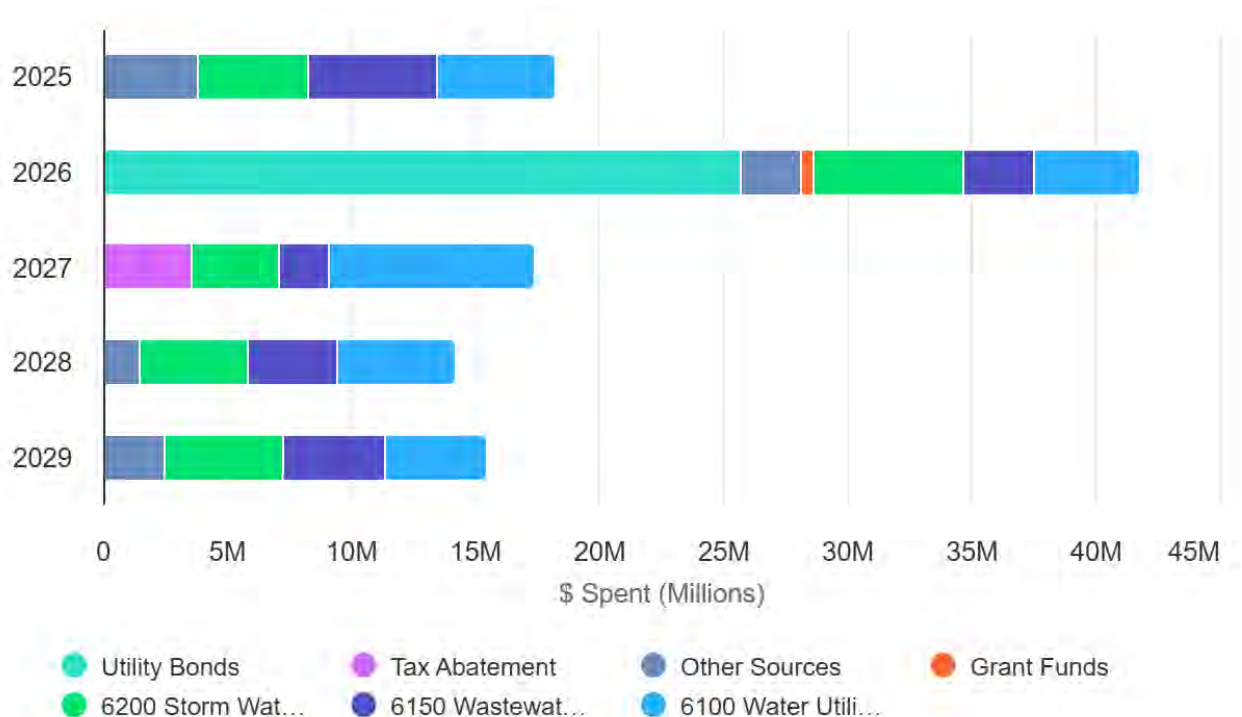
• SW-25-019 Killebrew Dr. San Sewer-Cedar to 23 <sup>rd</sup> (2025)	\$ 2,800,000
• SW-25-020 South Central (Nicollet & 102 <sup>nd</sup> to 100 <sup>th</sup> & 3 <sup>rd</sup> ) (2025)	2,511,561
• SW-25-007 South Central (100 <sup>th</sup> San Sewer-Pleasant to 1 <sup>st</sup> ) (2025)	1,410,000
• SW-24-002 Adaptive Level Control Mgmt Project (2025 and 2032-2033)	2,700,000
• SW-21-001 Nine Mile Creek Streambank Stabilization (2025-2026, 2029-2030)	3,550,000
• SW-25-018 North Central Sanitary Sewer Diversion (2026)	25,660,000
• SW-25-008 13 <sup>th</sup> Ave San Sewer-82 <sup>nd</sup> St to 86 <sup>th</sup> St (2026)	2,600,000
• SW-16-012/013 84 <sup>th</sup> San. Swr. EBLR, Norman Ctr & Stanley (2027)	3,520,000
• SW-02-011 Mechanical Dewatering (solids handling) (2027-2034)	11,500,000

- SW-25-005 91<sup>st</sup> San Sewer-Normandale Blvd to Poplar Bridge Rd. (2028) 1,030,000
- SW-25-014 San Sewer-90<sup>th</sup> St & 18<sup>th</sup> to EOSR & Springside Ln (2028) 1,050,000
- SW-24-001 I-494 Future Phases (2028-2030) 3,000,000
- SW-25-010 Cedar Ave San Sewer-Killebrew to 85<sup>th</sup> (2029) 1,900,000
- SW-25-006 MCES Interceptor: 84<sup>th</sup> & Harrison to 94<sup>th</sup> & James (2030) 13,320,000
- SW-20-007 Lyndale Ave Corridor Storm (2030-2033) 2,750,000
- SW-25-017 Cedar Ave San Sewer-85<sup>th</sup> to EOSR (2031) 6,440,000
- SW-01-011 Well Rehabilitation (ongoing) 2,300,000
- SW-06-002 Storm Sewer Maintenance (ongoing) 6,700,000
- SW-07-001 Watermain Asset Renewal/Replacement (ongoing) 18,200,000
- SW-07-004 TMDL Study/Implementation Project (ongoing) 4,870,000
- SW-10-001 Water System Fac. Twr/Reservoir Restoration (ongoing) 2,850,000
- SW-19-001 Sewer Main Asset Renewal/Replacement (ongoing) 20,500,000
- SW-19-002 Lift Station Improvement Project (ongoing) 3,850,000
- SW-19-004 Water Treatment Plant Renewal (ongoing) 9,880,000
- SW-99-011 Meter Change Program (ongoing) 7,100,000
- SW-99-003 SWMP/WPMP Project (ongoing) 7,179,000
- SW-99-015 Storm Main Asset Renewal/Replacement (ongoing) 21,046,000

**External Projects Impacting Bloomington:**

- MnDOT I-494 Improvements (78th Street frontage road sanitary sewer 2022) \$ 600,000
- MnDOT 35W/I-494 Interchange Improvements (sanitary sewer capacity improvement due to Penn/American Redevelopment 2023) 5,000,000
- MnDOT I-494 Interchange Improvements (storm sewer capacity and water quality best management practices) 2,000,000

**5-year Funding Source Summary 2025-2029**



# South Loop

**South Loop encompasses five categories:**

- Creative Placemaking
- Roads and Streets
- General Improvements
- Traffic Signals
- Trails

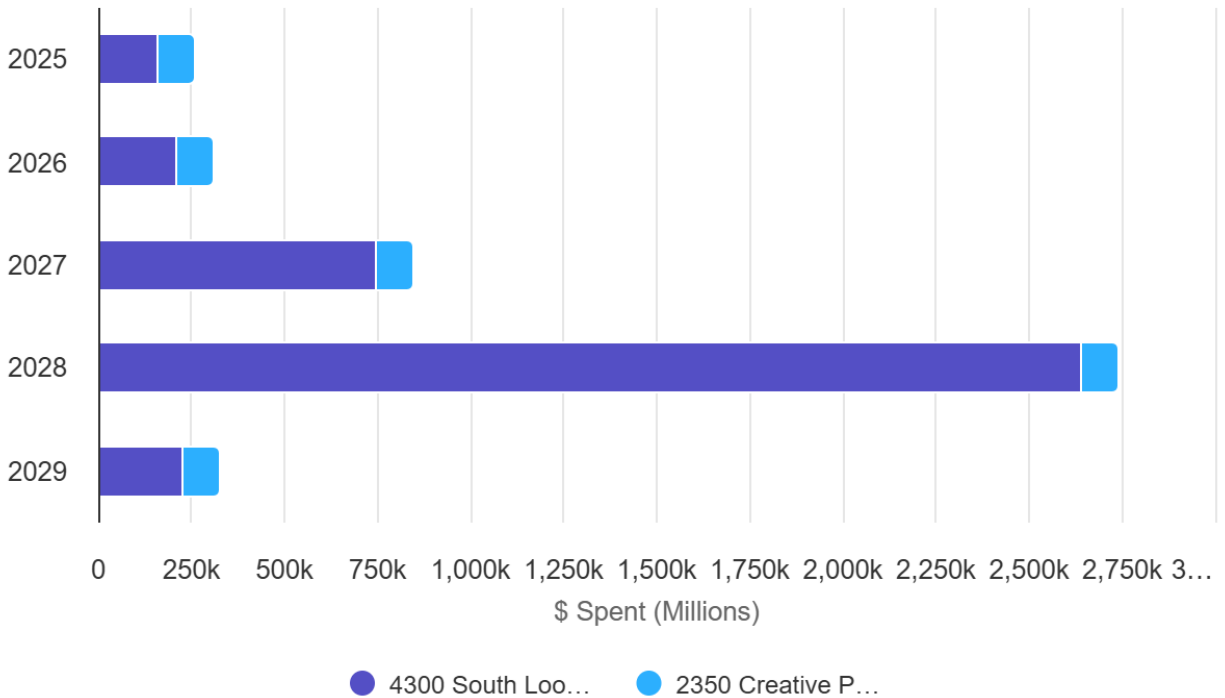
The major funding source for South Loop projects is the 4300 South Loop Development Fund. The funding source for City-wide Creative Placemaking projects is 2350 Creative Placemaking.

**Highlights 2025-2034** **Estimated Project Cost**

***City/Port Managed Projects:***

•		
•	SL-16-007 I-494/34 <sup>th</sup> Avenue (DDI) (2028)	\$ 1,650,000
•	SL-16-012 East Old Shakopee Road/28 <sup>th</sup> Avenue (2030)	2,056,400
•	SL-16-011 American Blvd at International Drive & Metro Dr. East (2031)	1,485,000
•	SL-16-013 American Blvd/30 <sup>th</sup> Ave (signal) (2031)	1,050,000
•	SL-16-005 24 <sup>th</sup> Avenue Corridor (2032)	5,880,000
•	SL-24-001 82 <sup>nd</sup> Street – Winstead Way to 30 <sup>th</sup> Ave (2032)	1,000,000
•	SL-25-002 East Old Shakopee Road & Am Blvd Multi-Use Trail Con. (2033)	2,640,000
•	SL-15-002 South Loop Creative Placemaking (ongoing)	1,864,000
•	SL-24-002 City-wide Creative Placemaking (ongoing)	1,000,000

**5-year Funding Source Summary 2025-2029**



# Surface Transportation

## Surface transportation encompasses four categories:

- Bridges
- Retaining Walls
- Roads and Streets
- Sidewalk/Bikeway

**Pavement Management Program** - Within the Surface Transportation Area the Pavement Management Program (PMP) is the predominate activity that provides a system for ongoing maintenance of approximately 340 centerline miles and 40 miles of asphalt trails within the City of Bloomington. Evaluating the asphalt pavement infrastructure within the City, the current average Pavement Condition Index (PCI) for roads is 76 and trails is 67. As part of the street PCI, roads are broken into three categories “adequate” PCI over 66, “marginal” PCI between 36-65 and “problem” PCI 35 or under. The goals of the PMP program are to have the number of “adequate” streets at 70% or greater and keep the “problem” street at 10% or less. This ensures that the City preserves the infrastructure investment and provides an expected level of service to the community. This requires an investment that ranges from \$14,400,000 to \$18,750,000 annually and includes state aid funds in addition to general funds and franchise fees. Franchise fees were adopted in 2015 with the first revenue collected in 2016 and the fees were increased for the first time effective 2022 and have been approved for an increase in 2024. These fees are used as part of the PMP funding sources for overlays, seal coat, and trail and sidewalk work.

**Sidewalks/bikeways** - In order to streamline project efforts, sidewalks and/or bikeways have been incorporated into Surface Transportation. These multi-modal projects include existing trail maintenance and larger capital improvement projects and range from 15% to 56% of the Surface Transportation category in any given year.

The major funding sources for Surface Transportation projects are 4110 Infrastructure Replacement, 4115 PMP Trails (ROW), 4130 State Aid-Local, Federal and/or Local Grant Funds, Hennepin County, MnDOT, Municipal State Aid (MSA), PIR Bonds & Assessments, and Tax Abatement. This requires an investment that ranges from \$4,400,000 to \$13,500,000.

## Highlights 2025-2034

## Estimated Project Cost

### City Managed Projects:

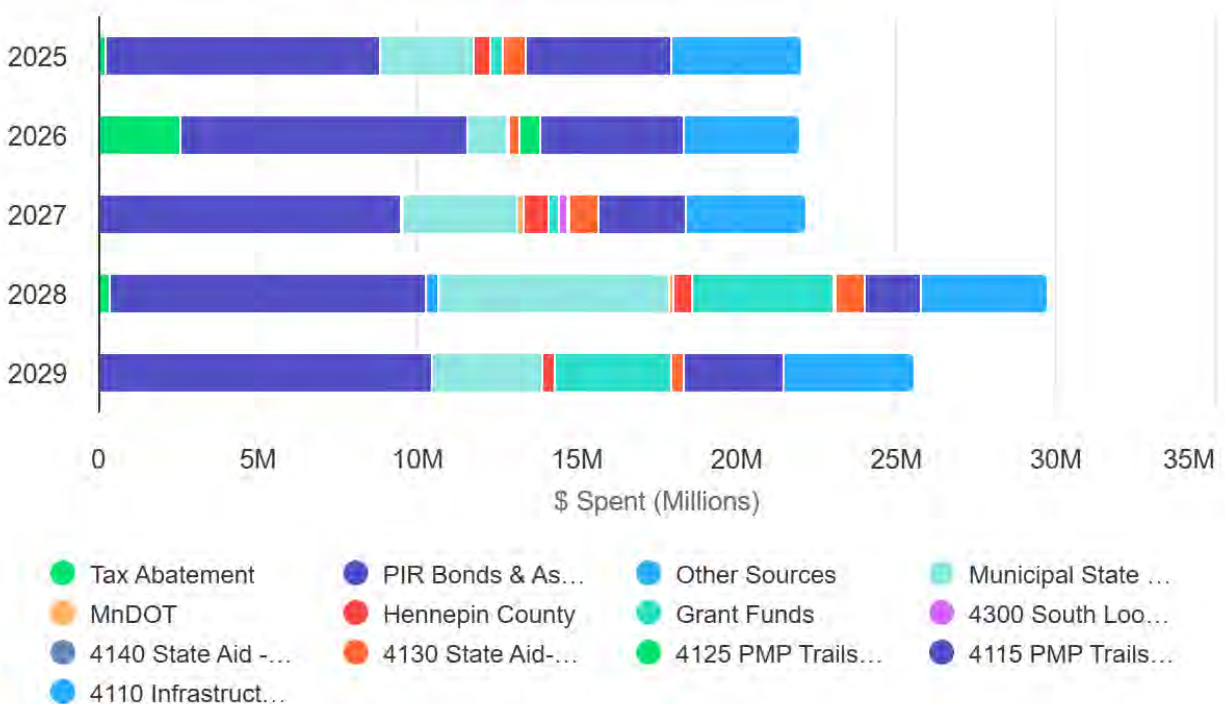
• ST-25-003 90 <sup>th</sup> Street Retaining Walls (2025)	\$ 1,210,000
• ST-25-004 98 <sup>th</sup> St. @ 35W Interchange Reconfiguration Proj. (2025-2028)	4,744,000
• ST-12-004 84th Street Pedestrian Bridge Replacement (2025 and 2026)	2,860,000
• ST-24-006 494 Proj – 82 <sup>nd</sup> St. Bridge & 35W Grade Mod (2027)	1,000,000
• ST-24-021 Old Shakopee Road (CSAH1) at 98 <sup>th</sup> Street (2027-2028)	5,500,000
• ST-17-003 Old Shakopee Rd & Old Cedar Av Intersection (2027-2029)	5,221,000
• ST-20-006 Nicollet Avenue Reconstruction (2027-2030)	8,703,000
• ST-15-006 Xerxes Avenue Corridor Bikeway (2029)	1,699,500
• ST-19-009 Penn Avenue NB to American Blvd WB Left Turn Lane (2030)	3,360,000
• ST-24-010 Chicago Ave Pedestrian Improvements (2030)	1,257,500
• ST-24-009 102 <sup>nd</sup> Street France to Normandale (2031)	3,377,500
• ST-24-011 82 <sup>nd</sup> Street Roadway and Pedestrian Improvement (2031)	1,750,000
• ST-24-004 American Blvd Culvert Replacement (2031-2032)	1,152,000
• ST-19-013 Pedestrian Bridge Over Normandale Blvd at 84th St. (2032)	6,200,000

- ST-24-002 98<sup>th</sup> Street and Lyndale Ave Reconstruction (2032-2033) 2,772,000
- ST-24-022 98<sup>th</sup> Street Trail Project (Grand to Logan Ave) (2032-2033) 2,343,000
- ST-15-005 Portland Avenue Corridor Bikeway (2033) 4,957,700
- ST-18-003 Nine Mile Creek Regional Trail (2033) 1,496,000
- ST-24-012 12<sup>th</sup> Ave. Pedestrian Enhancements (2034) 3,350,000
- ST-13-001 Signal & Traffic Management Improvements (ongoing) 3,949,000
- ST-99-009 Subdivision Streets (undesignated) (ongoing) 1,000,000
- Pavement Management Program 2024-2033
  - ST-99-003 Overlay of City Streets (ongoing) 47,283,000
  - ST-99-010 PMP Street Reconstruction (ongoing) 112,537,000
  - ST-18-004 PMP ROW Trails Program (ongoing) 12,626,000

**External Projects Impacting Bloomington:**

- I-494 Rehab from Pilot Knob Road to 24<sup>th</sup> Avenue (2023-2026)
- I-494: Airport to Highway 169 (2023-2026)
- France Avenue and I-494 Improvements (2024)
- Replace railroad signals at Penn Ave, 102<sup>nd</sup> Street, Queen Ave (2025)
- Replace Bridge#90475 (France Ave) over Nine Mile Creek (2025)
- Replace signal and modify ramp connection I-35W at 98<sup>th</sup> Street (2026)
- Resurface Killebrew EB bridge over MN 77 and SB Lindau Ln (2027)
- Resurface E. Bush Lake Rd from OSR to 200's Highwood Dr (2026)
- Resurface US 169 from Blm Ferry bridge to Anderson Lake bridge (2028)
- Three Rivers CP Rail Regional Trail (2028)
- DNR State Trail (Phase 1B) (2024)
- DNR State Trail (Phase 2) (2026)
- MnDOT I-494 Trail Rehabilitation (2023-2026)

**5-year Funding Source Summary 2025-2029**



Intentionally  
left blank



# Policies

POLICIES



Combined ten-year  
**Capital**  
Improvement Plan  
**2025-2034**





# Capital Improvement Program Policy

## Policy Statement:

The Capital Improvement Plan (CIP) is a planning tool based on long-range physical planning and financial projections that forecast the City of Bloomington (City), the Bloomington Port Authority (Port), and Housing and Redevelopment Authority for the City of Bloomington (HRA) capital needs over a ten-year period as building blocks to help achieve the City's strategic vision and mission. The CIP includes a detailed description of every Capital Project over \$50,000 anticipated to be initiated during the ten-year period.

The CIP continues to evolve as project planning needs to respond to strategic community direction. Changes in economic conditions or other project related issues may alter timelines. Funding mechanisms change and projects become more or less feasible based on such funding changes. City management continuously looks for opportunities for efficiency which often change the projected needs for capital.

The CIP neither appropriates funds nor authorizes projects. The City Council must act to initiate each project over \$175,000. The City Manager may initiate projects for less than \$175,000. Projects will only be initiated when sources of funding are available as budgeted.

## Authority:

MINNESOTA STATUTES, SECTION 475.521

Subd 3 (a) A municipality may adopt a capital improvement plan. The plan must cover at least a five-year period beginning with the date of its adoption. The plan must set forth the estimated schedule, timing, and details of specific capital improvements by year, together with the estimated cost, the need for the improvement, and sources of revenue to pay for the improvement. In preparing the capital improvement plan, the governing body must consider for each project and for the overall plan:

- (1) the condition of the municipality's existing infrastructure, including the projected need for repair or replacement;
- (2) the likely demand for the improvement;
- (3) the estimated cost of the improvement;
- (4) the available public resources;
- (5) the level of overlapping debt in the municipality;
- (6) the relative benefits and costs of alternative uses of the funds;
- (7) operating costs of the proposed improvements; and
- (8) alternatives for providing services most efficiently through shared facilities with other municipalities or local government units.

(b) The capital improvement plan and annual amendments to it must be approved by the governing body after public hearing.

## Policy:

- A. The City will develop a multi-year plan for capital improvements and update it annually. The capital amounts that are in operating budgets (General Fund, Enterprise Funds, Internal Service Funds, and Special Revenue Funds) will be approved by the City Council during the annual budget process. Amounts for future capital improvements will be incorporated into each fund's long-term budget model consistent with the Capital Improvement Plan.
- B. The City will develop a realistic and predictable program of capital spending with the projected fiscal capability to finance such projects. The capital spending program shall factor in projected tax capacity, debt retirement and projected general tax levies, avoiding sharp changes in the tax levy or bonded indebtedness.
- C. The City will identify the estimated cost and potential funding sources for each capital project proposal before it is submitted to the Council for approval and in that process will determine the most effective financing method for the proposed project. All construction projects shall include at least a ten percent contingency prior to receiving bids and at least five percent upon acceptance of the bid.
- D. The City will make all capital improvements in accordance with the adopted capital improvement program, or as it is amended by the Council. Capital purchases shall follow the procurement policy for appropriate dollar levels of authorization.
- E. The City will coordinate development of the capital improvement budget with the development of the operating budget. Future operating costs associated with new capital improvements will be projected and included in operating budget forecasts.
- F. The City will use inter-governmental assistance to finance only those capital improvements that are consistent with the capital improvement plan and City priorities, and that have operating and maintenance costs that have been included in operating budget forecasts. Intergovernmental loans will be short-term (less than three years) and utilize funds that are not required for operations during the period of the loan.
- G. The City will maintain all its assets at a level adequate to protect the City's and its citizens' capital investment and to minimize future maintenance and replacement costs.
- H. Equipment and building replacement shall be accounted for in an internal service fund with annual charges to operating funds to reflect depreciation based on the useful life of assets. Funds accumulated in these funds shall be used to purchase replacement assets.

*(Revised 1/2/2018, 10/11/2021)*

# Debt Management Policy

## I. Introduction

The City of Bloomington, the Housing and Redevelopment Authority in and for the City of Bloomington (the “HRA”), and the Port Authority of the City of Bloomington (the “Port”) (collectively the “City”) has significant capital improvement program (the “CIP”) requirements, both for the funding of new facilities, the renovation and replacement of existing assets, and other qualified capital purposes such as but not limited to land acquisition, construction, equipment, and other capital requirements as may arise from time to time.

This Debt Management Policy provides guidance for the issuance of bonds and other forms of indebtedness and contingent liabilities (the “Debt Policy”). Contingent liabilities are generally defined as the Bloomington Fire Department Relief Association required pension contributions, and Public Employee Retirement Association (“PERA”), Other Postemployment Benefits (“OPEB”), debt with pledged City levies or taxes where other revenues are the primary source of payment, and interfund loans.

While the issuance of debt is an appropriate method of financing capital projects and major equipment acquisitions, such issuance shall be carefully monitored to preserve the City’s credit strength and to provide the necessary flexibility to fund future capital needs. In addition, the issuance of debt shall be closely aligned with the cash flow requirements of the projects being financed. The City provides funding for its capital program from a variety of resources, including debt which is payable from property tax levies, utility revenues, utility fees, sales taxes, or other such identified revenues. Debt may be double barreled (meaning the debt is secured by multiple revenue sources) with a primary repayment source and a tax levy as a backup.

This Debt Policy shall govern, except as otherwise covered by the City Charter and City Code, the issuance and management of all debt and lease financings funded in the capital markets. While adherence to the Debt Policy is required in applicable circumstances, the City recognizes that changes in the capital markets as well as unforeseen circumstances may from time to time produce situations that are not covered by the Debt Policy and may require modifications or exceptions to achieve City goals. As appropriate, the Chief Financial Officer shall seek City Manager or City Council, or both, direction and approval for such modifications or exceptions.

The City recognizes that one of the attributes of sound financial management is a comprehensive debt management policy. Adherence to a debt management policy signals to residents, credit rating agencies, and the capital markets that a government entity is well managed and will meet its financial obligations in a timely manner. It is an important tool in ensuring that the City maintains appropriate resources and funding capacity to meet both present and future capital needs as well as long term contingent liabilities. The development of a debt management policy is a recommended best practice by the Government Finance Officers Association.

## II. Purpose

The purpose of the City’s Debt Policy is to ensure that all financings are completed in a manner such that the City:

- Achieves the lowest cost of capital;
- Preserves the City’s high credit triple A ratings;
- Maximizes access to the capital debt markets;
- Preserves financial flexibility;
- Aligns debt repayment to the available cash flows;
- Manages interest rate risk exposure; and
- Limits exposure to third party credit and financial risk.

With respect to managing interest rate risk and the overall cost of capital, the City, in addition to the issuance of long-term fixed rate debt in favorable interest rate environments, may make use of several variable rate instruments and tools to manage its borrowing costs and access to the capital debt markets. While these types of structures and products provide opportunities to lower the cost of borrowing, they also introduce types of risks not found in the fixed rate market that require more intensive and ongoing oversight. To ensure that if the City uses these structures and products in the future prudently and effectively, this policy also provides a framework outlining purposes, procedures and limitations that addresses:

- The management of interest rate risk with respect to the City’s debt portfolio;
- The use of variable interest rate debt;
- The use of third-party liquidity facilities; and
- The future use and management of derivative products.

This Debt Policy is for the benefit of the City and no provision of this Debt Policy shall give to any person other than the City any benefit, right, remedy or claim. The City may, at any time and without notice of any sort, amend or supplement the policy in such a manner as approved by the City Council and acknowledged by the Port Authority Board and HRA Board.

### III. Application

This Debt Policy shall apply to any debt issued by the City and its related entities, the HRA and the Port. Indebtedness shall include all long-term general obligation and revenue secured debt. The City’s Finance Department will be responsible for ensuring adherence to the Debt Policy.

### IV. Considerations for Debt Issuance

#### A. Authorization and Approval

The City is permitted to issue fixed rate obligations, variable rate obligations and to enter into interest rate swaps pursuant to a variety of state statutes. Such debt may be general obligations of the City or revenue debt secured by a specifically identified resources. All long-term debt issuance shall be approved by the appropriate governing body City, Port, or HRA and in cases where debt is issued by the HRA or Port, the City must also approve the issuance.

The City typically issues debt obligations once or twice a year to fund various capital projects. Generally speaking, the proceeds of the debt obligations issued fund necessary capital projects that are completed

over a short term (e.g., 12-24 months) and may reimburse current capital activities. As bond proceeds are depleted, new debt can be issued to provide funding for additional projects. This capital cash-flow borrowing approach is intended to help safeguard against over issuance and unnecessary interest costs. In addition, it encourages a rate of spend-down that is consistent with arbitrage temporary periods and the exceptions to rebate.

The City may also consider borrowing on a “project” basis, where debt is issued upfront to pay for a particular capital project with a multi-year spend-down. This approach may be implemented to lock-in known long-term interest rates, minimize cost of issuance, and facilitate repayment from a specific City entity (such as an enterprise).

#### B. Guidelines for Funding the Capital Improvement Program with Debt

Capital program and general obligation debt issuance should be managed so that the property tax levy remains relatively consistent from year to year, contingencies and unforeseen emergencies can be addressed. The overall calculated debt service levy should not exceed 15 percent (15%) of the total annual property tax levy of the City, unless debt issuance is necessary for significant City facilities (e.g. Fire Stations and Public Works Garage).

Bonding should not be used to fund (i) on-going operations, (ii) projects smaller than \$50,000, the threshold for projects to be included in the CIP document, and (iii) projects for which the life expectancy of the project does not exceed the average maturity of the bonds.

To maintain its AAA ratings, the City generally considers the following guidelines when deciding how much additional long-term City general obligation debt to issue in the ten-year CIP period:

##### Overall Debt Per Capita:

Total net general obligation debt net of utilities supported debt, tax increment supported debt, and any debt supported by other pledged revenues like special assessments shall not exceed seventy-five percent (75%) of the per capita debt limit for the current year. Per Capita Debt Limit is calculated using 3% of the estimated market value of all properties in the City divided by the population.

#### C. Credit Rating Objectives

As of 2022, the City has the highest possible long-term credit ratings for its general obligation bonds from three of the major rating agencies: Fitch Ratings (AAA), Moody’s Investors Service (Aaa), and Standard & Poor’s Ratings (AAA). The HRA and Port’s bonds could be similarly rated if the City’s General Obligation (“GO”) tax levy is pledged. Revenue Bonds are rated based on the strength of the revenues pledged for that bond issue. Annual appropriation bonds are usually one or two notches below the City’s GO rating to reflect that ability of the City to non-appropriate. Bank Loans typically do not require a rating but is dependent on the transaction and the lender.

These ratings enable the City to borrow at the lowest interest cost and are a reflection of the City’s strong management, favorable economy, financial control practices, high liquidity and reasonable debt levels. The City’s Chief Financial Officer shall determine the number and firms that will provide credit ratings on each issue of City debt. The Chief Financial Officer will regularly brief rating agency analysts on information relevant to their credit analysis, as well as proactively inform the agencies of material changes in financial condition and/or developing events that may influence outstanding or future ratings. The City shall strive to maintain its strong financial management practices and resultant high ratings.

## V. Debt Issuance and Management

### A. Types of Debt Permitted

To the extent authorized by state and federal law, the City may issue the types of debt outlined below.

i. Tax Status – The City should generally issue debt on a tax-exempt basis whenever permissible under federal tax law. However, the City should compare tax-exempt obligations versus taxable obligations to provide flexibility in financing various types of capital improvements.

ii. Fixed Rate Debt - The City may issue debt with a rate of interest that is fixed at the time of issuance in the following forms:

- General obligation bonds;
- Limited tax bonds;
- Revenue bonds; and
- Other forms as allowed by federal and state laws.

iii. Variable Rate Debt - The City may issue debt with a rate of interest that varies and that is set via a periodic remarketing of the securities by a remarketing agent or according to a pre-determined formula based on a spread to an interest rate index. This debt may be issued in the following forms:

- General obligation bonds;
- Limited tax bonds;
- Revenue bonds;
- Commercial paper;
- Floating rate notes; and
- Other forms as allowed by federal and state laws.

iv. Use and Allocation of Fixed and Variable Rate Debt - The City will make determinations and allocations among the different types and modes of debt based on cost/benefit and risk factors, including but not limited to the following:

- Interest cost and market conditions;
- Self-liquidity costs and capacity as discussed elsewhere in this Policy;
- Cost and availability of third-party liquidity;
- Exposure and/or concentration to third-party credit and financial risk;
- Integration of fixed rate and alternative modes of variable rate debt within the framework of this Policy; and
- Risk to taxpayers (debt funded 100% by ad valorem taxation should look to a stable repayment where revenue streams may benefit from variability).

See Section VI. **Variable Rate Debt Exposure and Liquidity** for standards relating to the use of variable rate debt, limitations on variable rate exposure and the use of liquidity facilities.

### B. Structuring Considerations

i. Term and Repayment - Principal payment schedules will not exceed the average economic life of the asset being financed, the limits of state and/or federal law, or related bond covenants. Principal and

interest payments will be structured within the revenues available for debt service. With respect to refunding debt issued solely to achieve economic savings, the final maturity should not exceed the final maturity of the debt being refunded.

ii. Debt Service Payment Structure - In general, City debt should be structured to produce level annual debt service payments. Debt service for non-property tax supported debt should be structured to match the revenue stream used for repayment.

iii. Coupon Structure - City debt can be structured using original issue discount, par or original issue premium coupons or any combination thereof within any limitations in statute or the resolution authorizing a bond issue. The permitting couponing structure will be determined in consultation with the City's municipal advisor.

iv. Optional Redemption Provisions - All City debt issues will include an option for the City to redeem the outstanding principal after a specific date at a price at or above par. Exceptions will be shorter term obligations (typically less than 10 years) for which inclusion of an optional redemption feature may have an adverse impact on the interest rate or marketability of the debt. The optional redemption provisions will be determined in consultation with the City's municipal advisor and should consider, among other market factors, the following:

- Special requirements of the City due to program or business conditions; and
- The earliest date at which bonds may be redeemed at the lowest price which does not have a material adverse impact on the price or marketability of the bonds.

v. Serial and Term Bonds - City debt may be structured with serial or term bonds or any combination thereof. All terms bonds shall be subject to mandatory annual sinking fund redemptions.

vi. Credit Enhancement - Normally, due to the high ratings on City general obligation debt, credit enhancement in the form of third party guarantees ensuring timely payment of debt service will not be cost effective. Such credit enhancement may be beneficial on certain revenue secured obligations, variable rate debt, or other specially secured debt. If finance staff determines that credit enhancement may be financially beneficial, providers of such enhancement will typically be selected by competitive proposal.

### C. Method of Sale

Debt issues of the City may be sold by competitive, negotiated, or private placement sale methods unless otherwise limited by state law. The selected method of sale will be the option that is expected to result in the lowest cost and most favorable terms given the debt structure used, market conditions and prior experience.

The City will use the competitive sale method unless there are compelling reasons which indicate that a negotiated sales or private placement would have a more favorable result. Circumstances that might cause consideration of a negotiated sale or private placement include:

- A need for special premarketing efforts, such as for a new credit structure;
- A below investment grade or no credit rating;
- A complex security structure or other transaction features;
- Factors that are expected to result in a lack of competitive bids; or

- A proprietary or innovative financing concept brought to the City.

For example, market conventions for variable rate transactions, including bonding for the City's Affordable Housing Trust Fund, are such that a negotiated sale is typically pursued. The City has a separate policy specifically for conduit bonds.

#### D. Refundings and Restructurings

The City and its municipal advisor will monitor its outstanding debt in relation to existing conditions in the capital markets. The City will consider refunding outstanding debt on either a current or advance (if the IRS provides for the ability to use advance refundings in the future) basis in order to (i) achieve debt service savings, (ii) restructure outstanding principal, and/or (iii) eliminate burdensome bond covenants. Due to federal tax law changes effective in January 2018, tax-exempt advance refundings are no longer permitted although taxable advance refundings and the use of other financial products that provide similar results of a tax-exempt advance refunding are still allowed.

Advance refundings undertaken to achieve debt service savings should demonstrate savings sufficient to meet, at a minimum, the state law requirement that net present value savings equal at least three percent (3%) of refunded interest. The manner in which debt service savings are realized (upfront or on an annual basis) should be determined based upon the financial needs of the City. In most instances upfront savings will be used to reduce property levy support (one time), while an annual savings structure will be used to reduce ongoing revenue or appropriation requirements.

Refundings involving a restructuring of principal will be considered if there is no expected adverse impact on credit ratings or credit perception of the issue, or if the City can achieve a more favorable matching of revenues or other pledged resources to debt service payments. When restructuring principal, the City will seek to minimize the amount of refunding debt to be issued, along with possible interest savings as mentioned above. Therefore, savings should be sufficient to offset potential reduced future refunding flexibility.

Refundings undertaken to accomplish a change of legal covenants or to make pledged revenues available for other purposes should be considered only after an evaluation of the economic effects to the City as measured by the net present value of savings inclusive of cash contributions and/or debt service reserve fund earnings, if any. Such economic effects include:

- Limitations imposed by the Internal Revenue Code;
- Use of reserves;
- Future financing capacity;
- Future marketability of City debt; and
- Credit ratings which may be related to the specific circumstances of the refunding.

Debt service reserve funds that are released as a result of a refunding shall typically be used as a source of funds for that transaction, but in all cases shall not be used to pay operating expenses.

#### E. Debt Service Reserve Funds

Debt service reserve funds funded from proceeds of bonds or available cash may be created to provide an additional source of security for City revenue bonds. Since such reserve funds are subject to arbitrage



rebate regulations, they should only be used when necessary to market a specific type of debt, achieve a desired credit rating or provide a source of liquidity for a debt issue. Such reserves will be pledged to the bondholders.

In certain cases, the City may establish an internal debt fund held by the City to provide a contingency reserve that is not pledged to bondholders. This is typically done in cases where a third party is providing part of the funds used for repayment and the bonds are tax-exempt.

#### F. Investment of Proceeds

Proceeds of debt issues will be invested in accordance with state law, the City's investment policy and any specific requirements contained in bond indentures or resolutions. Investments will be managed to maximize interest earned, subject to legal covenants, liquidity requirements and tax law limitations.

#### G. Rating Agency Coordination

The Chief Financial Officer will be responsible, on behalf of the City, the HRA, and the Port, for the communication of information to the rating agencies, keeping the rating agencies informed of significant developments throughout the year, and for the scheduling of rating agency calls or visits, or both.

#### H. Selection and Use of Professional Service Providers

The City will maintain ongoing agreements with certain professionals related to the issuance and management of its debt portfolio.

It will be the practice of the City to retain an independent, registered municipal advisor to provide services related to the structuring, rating, and issuance of all debt issues of the City. To ensure that there will be no conflict of interest, municipal advisors will not be permitted to underwrite debt issues of the City for which they provide municipal advisory services. Municipal advisors will be selected through a competitive process.

The Finance Department staff will work with the City Attorney's Office to select and retain bond counsel. Bond counsel's role is to render opinions on the validity, enforceability, and tax-exempt status of City debt issues, prepare all necessary resolutions, agreements and other legal documents, advise on all relevant state law issues, advise on all federal tax matters, as well as debt issuance matters generally. Bond counsel will be selected through a competitive process.

The Chief Financial Officer shall periodically solicit for providers of other services necessary to carry out the debt issuance activities of the City, including but not limited to underwriters, remarketing agents, dealers, liquidity providers, paying agents (the City is the paying agent on outstanding debt), escrow agents, verification agents and trustees.

The criteria for selection of all professional service providers will consider factors such as experience and qualifications, depth of staff, availability and location, and costs. Periodic reviews of the fees, quality of service and performance of such firms shall be completed by staff.

Annually, the City Council, the HRA Board, and the Port Authority Board will designate the City's Municipal Advisor and Bond Counsel.

## VI. Variable Rate Debt Exposure and Liquidity

### A. Rationale for Use of Variable Rate Debt

Variable rate debt may be utilized as part of a strategy to achieve the following objectives:

- Reduce borrowing costs by creating an exposure to short-term interest rates as compared to historically higher long-term fixed interest rates, especially when long-term fixed rates are high;
- Mitigate the interest rate risk of the City's asset and liability profile by creating short-term interest rate debt exposure to balance short-term interest rate exposure of the City's investment portfolio;
- Maintain the integrity of the City's investment portfolio by utilizing short-term taxable debt to bridge the low points of the City's cash flow, if economically beneficial; and
- Diversify the City's debt portfolio by introducing debt instruments that have a historically different investor base and risk profile.

### B. Limitation on Variable Rate Exposure and Interest Rate Risk Management

The amount of the City's variable rate exposure shall be limited to no more than 10% of the total outstanding principal of all outstanding general obligation bonds. The variable rate exposure risk may not exceed 25% of the total outstanding principal of all outstanding non-general obligation bonds.

State statutes requires that debt service for all general obligation bonds payable from unlimited ad valorem property taxes be levied at 105% of the amount due in each year. In addition, certain sales taxes used to pay for statutorily authorized purposes may accumulate funds that can only be used for those limited purposes. The City shall budget conservatively for variable rate interest payments and may utilize the excess interest and/or other legally available funds to periodically prepay outstanding variable rate principal when beneficial.

### C. Liquidity Facilities for Variable Rate Debt

Third-Party Liquidity Facilities – The use of third-party liquidity providers should be carefully considered due to the additional risks associated with such products, including exposure to the providers and renewal risk. Where the use of third-party providers is useful or appropriate, the City will consider the following factors in selecting a provider:

- Type of liquidity facility – Different forms of liquidity should be evaluated in order to balance the protection offered against the costs associated with each. These forms may include, but are not limited to, standby bond purchase agreements, direct pay letters of credit and lines of credit.
- Provider credit ratings – The City shall generally seek out liquidity providers that have the highest short-term ratings.
- Agreements between the provider and the City – The City should seek providers willing to accept contractual provisions most favorable to the City, such as term, interest rate and repayment/reimbursement provisions, default and termination events, and pass-through costs from the provider.
- Provider trading values – The City shall seek information from its municipal advisor and other market participants, as appropriate, on anticipated trading levels and general market acceptance of bonds secured by various providers.

- Costs – All costs associated with a proposed liquidity facility, including commitment fees, standby fees, draw fees, legal fees and interest rates charged when a draw occurs will be considered.
- Term of the facility – The City shall generally select the provider offering the longest term of a facility when all other factors are equal.

## VII. General Provisions

### A. Arbitrage Rebate Compliance

The City will comply with all arbitrage rebate requirements as established by the Internal Revenue Service. This effort shall include tracking investment earnings on bond proceeds, calculating rebate payments in compliance with tax laws, and rebating positive arbitrage earnings, if any, to the federal government in a timely manner in order to preserve the tax-exempt status of the City's outstanding bonds. The City may use outside professionals, including its bond counsel and municipal advisor, to assist in preparing such reports, completing the necessary forms and making payments, if any.

### B. Primary and Continuing Market Disclosure

Official statements, offering memoranda, financial reports, and other financial disclosure materials, including continuing disclosure will be prepared and disseminated in a timely fashion and in accordance with relevant bond documents, regulatory requirements, and industry best practices. The City has adopted internal policies and procedures with respect to its disclosure activities.

### C. Post-Issuance Compliance

The City has adopted a Post Issuance Compliance Policy designed to assist in ensuring compliance with federal tax laws over the term of each series of tax-exempt bonds.

### D. Dodd-Frank and Related Regulatory Compliance

The City shall implement this policy in compliance with the Dodd-Frank Wall Street Reform and Consumer Protection Act (the "Dodd-Frank Act") and its related regulatory reforms. To this end, the City shall engage one or more registered municipal advisors to provide advice with respect to debt issuance activities. Such engagement will include the evaluation of proposals made to the City by third parties. The City will make a representation to the appropriate third party that its municipal advisor is serving as an Independent Registered Municipal Advisor (an "IRMA") and that the City will independently evaluate and take into account the advice of its municipal advisor in the review of such proposals.

### E. Policy Review and Revision

The City shall periodically review and update this policy at least every five years to ensure that the Debt Policy meets all statutory, regulatory, or other requirements, as well as the City's fundamental objectives of prudent debt and interest rate risk management. The changes and updates made shall be approved by the City Council prior to taking effect as part of the policy.

*(Effective 2002, Revised 11-2022)*

# Tax Increment Policy

For the purpose of this Policy, the term “City” or “City of Bloomington” includes the City of Bloomington, the Housing and Redevelopment Authority in and for the City of Bloomington (HRA), and the Port Authority for the City of Bloomington (Port Authority).

The City of Bloomington is granted the power to utilize Tax Increment Financing (TIF) pursuant to the Minnesota Tax Increment Financing Act, Minnesota State Statutes 469.174 through 469.1794. The fundamental purpose of TIF is to encourage desirable development or redevelopment that would otherwise not occur but for the assistance provided through TIF.

**Policy Purpose:** To establish the City of Bloomington’s position relating to the use of Tax Increment Financing for private development above and beyond the requirements and limitations set forth by State Law. This policy shall be used as a framework for the review and processing of TIF applications in an equitable and consistent manner.

**Objectives:** Tax increment financing uses the increased property taxes generated by new real estate development within a tax increment district to pay for certain eligible costs associated with the development. As a matter of adopted policy, the City will consider using TIF to assist private development projects that will achieve one or more of the following objectives:

- To create opportunities for affordable housing, with an array of housing choices that meet the needs of current residents, and attract new residents to the City.
- Projects that improve the quality of life in the City by providing a desirable good or service and address an unmet demand in the community.
- To retain local jobs and/or increase the number and diversity of jobs that offer stable employment and/or attractive wages and benefits.
- Projects that provide value in the forms of needed transportation and other utility infrastructure improvement that would be completed in conjunction with the project.
- To facilitate the development process and to achieve development on sites which would not otherwise be developed but for the use of TIF.
- To support neighborhood retail services, commercial nodes, and employment.
- To contribute to the implementation of other public policies, as adopted by the City from time to time, such as the promotion of quality urban or architectural design, energy conservation, sustainability, and decreasing capital and/or operating costs of local government.
- To remove blight and/or encourage redevelopment of commercial and industrial areas in the City that will result in high quality redevelopment and private reinvestment.
- To encourage additional private development in the area, directly or indirectly, through “spin off” development.
- To offset increased costs of redevelopment (such as, contaminated site clean-up) over and above the costs normally incurred in development.
- To promote development consistent with the City’s Comprehensive Plan.

General TIF Policies

1. The City Council is the coordinating governmental unit in the City of Bloomington for the review and fiscal control of all tax increment financing within the City.
2. Each proposed project must satisfy at least one of the objectives set forth above.
3. Tax increment financed projects, and all other capital projects, of the Port Authority and the HRA shall be included in the City's 5-Year Capital Improvement Program each year for prioritizing.
4. The City will not approve any new tax increment district if the resulting total projected captured increment tax capacity (net of the City's estimated contribution to the fiscal disparities pool) of all tax increment districts and abatement districts in the City (including the proposed district, but excluding TIF Project Numbers 1359 and 1369) exceeds 15.0 % of the total projected net tax capacity of all taxable property (including the proposed district) in the City (termed "Tax Capacity Used for Local Rate" by Hennepin County Taxpayer Services). Further, to allow for flexibility in the future this 15.0% shall be considered allocated between the City and the component governmental units within the ranges expressed below:

City	0.0% to 5.0%
Port Authority	0.0% to 5.0%
HRA	0.0% to 5.0%
Total	0.0% to 15.00%

*Any proposed alteration of this allocation can only be changed by a super majority (5/6 vote) of a committee comprised of the City's Chief Financial Officer, Port Authority Administrator, Housing & Redevelopment Administrator, City Manager, Community Development Director and the City Attorney.*

5. The City will not consider tax increment financing requests for retail, service, industrial, hotel or office development projects that lie outside City approved redevelopment, development, or economic development districts.
6. Types of tax increment financing:
  - a. Tax increment financing will not, unless approved by a 5/7 vote of all members of the City Council, be guaranteed or backed by the full faith, credit, and taxing power of the City, but instead will be payable solely from the related tax increment revenue.
  - b. General obligation backed, or tax levy supplemented, tax increment financing is to be used only in those cases where it is found, by a 5/7 vote of all members of the City Council, that:
    - i. Such G.O. backed financing will not, in the opinion of the Council, place an undue burden on:
      - Tax rates
      - Relative debt load (as expressed in terms of per capita debt, or as a percentage of debt to Assessor's Market Value), and
    - ii. No other, better, financing alternative exists, and
    - iii. There is a very significant rate of return relative to the risk taken or if it is found that there are overriding socioeconomic considerations which are significant to the City overall, as determined by the City Council.

7. As required by State law, each tax increment financing (TIF) proposal will be reviewed with Hennepin County and the Bloomington School District (ISD #271), or any other affected school district, prior to implementation. Response from these agencies received within 30 days of notification, if any, shall be forwarded to the City Council prior to approval of the plan. The City will take into consideration any official county request to fund county road costs resulting from the tax increment plan. If funds for the project are not sufficient to cover such expenditures, the TIF plan would not proceed.

8. The City reserves the right to approve or reject the use of TIF, the amount of TIF, and the total term, on a case by case basis, taking into consideration established policies, project criteria, and demand on services in relation to the potential benefits from the project.

9. The applicant will pay for all legal and consultant costs associated with the preparation, processing, review and actual use of TIF. The applicant will submit to the City a deposit equal to the total estimated costs for legal and consultant fees. The City will draw upon these funds to pay all related expenses.

10. The applicant will also pay to the City a separate non-refundable application fee to reimburse staff costs and cover all other City related costs associated with the processing of the TIF request.

11. Projects utilizing TIF are responsible for paying their share of Fiscal Disparities contributions from the project.

12. The City's consultant shall prepare the TIF plan and the applicant will provide to the City and its consultant all information necessary to conduct a financial analysis of the proposed project.

13. The applicant will be required to comply with the City's Business Subsidy Policy.

#### Application Process

1. Applicant submits the completed application along with a non-refundable initial application fee. The applicant will work with City staff to assure all appropriate information is supplied.

2. City staff reviews the application and completes the Application Review Worksheet.

3. Results of the Application Review Worksheet are submitted to the appropriate governing authorities for preliminary approval of the proposal.

4. If preliminary approval is granted, the applicant shall submit a deposit for legal and consultant costs. Additional deposits from the applicant may be required to pay all fees and expenses incurred by the City.

5. The process of negotiating a contract for private development commences between the City, Port Authority, and/or the HRA.

6. The Tax Increment Financing Plan, along with all necessary notices, resolutions, and certificates are prepared by City staff and/or consultant(s) and sent to the county and the school board.

7. Public Hearing notices are published.

8. Public hearing(s) on the proposed project are held.

9. The City Council grants final approval or denial of the proposal.

10. If the HRA or Port Authority are involved, the applicable board of the HRA or Port Authority must also provide approval of the proposal.

Data Practices Law

The City is a governmental body and is subject to the requirements of Minn. Stat. Chapter 13 (the “Minnesota Government Data Practices Act”). Some of the data provided by the applicant to the City as part of the application for a Tax Increment Financing may be required to be disclosed if requested pursuant to the Minnesota Government Data Practices Act.

Amendments to Tax Increment Financing Act

The references to the Tax Increment Financing Act in this Tax Increment Policy shall include any and all amendments to the Tax Increment Financing Act that are made after this policy is adopted.

*(Revised 6/10/1991, 3/16/1992, 3/14/1996, 12/4/17, 1/27/2020)*

Intentionally  
left blank





# Summary reports



# Combined ten-year Capital Improvement Plan 2025-2034



2025 through 2034  
**Capital Improvement Plan**  
 Bloomington, MN  
**Category Summary By Department**

Department	2025	2026	2027	2028	2029	2030	2031	2032	2033	2034	Total
<b>City Facilities</b>											
Aquatic Center	75,000	200,000				10,000,000					<b>10,275,000</b>
Art Center	358,000	1,000,000	914,000	300,000	410,000	644,000	80,000				<b>3,706,000</b>
Community Health and Wellness Center	110,000,000										<b>110,000,000</b>
Facilities	36,292,174	19,267,999	16,615,000	41,515,000	19,732,513	15,480,000	150,000	150,000	150,000	150,000	<b>149,502,686</b>
Golf Course	90,000	147,357	100,791	11,000,000	163,377	108,618	125,428	181,139	65,000	98,116	<b>12,079,826</b>
Ice Garden						167,000			193,500		<b>360,500</b>
<b>City Facilities Total</b>	<b>146,815,174</b>	<b>20,615,356</b>	<b>17,629,791</b>	<b>52,815,000</b>	<b>20,305,890</b>	<b>26,399,618</b>	<b>355,428</b>	<b>331,139</b>	<b>408,500</b>	<b>248,116</b>	<b>285,924,012</b>
<b>Park Development</b>											
Parks	20,170,000	20,300,000	650,000	900,000	700,000	13,150,000	600,000	9,300,000	200,000	12,350,000	<b>78,320,000</b>
<b>Park Development Total</b>	<b>20,170,000</b>	<b>20,300,000</b>	<b>650,000</b>	<b>900,000</b>	<b>700,000</b>	<b>13,150,000</b>	<b>600,000</b>	<b>9,300,000</b>	<b>200,000</b>	<b>12,350,000</b>	<b>78,320,000</b>
<b>Sewer, Water and Stormwater</b>											
Sewer	7,871,561	30,260,000	5,520,000	5,080,000	5,550,000	16,980,000	8,740,000	2,300,000	2,300,000	2,350,000	<b>86,951,561</b>
Stormwater	4,460,000	6,572,000	3,545,000	4,339,000	5,773,000	6,902,000	4,593,000	5,887,000	6,303,000	3,882,000	<b>52,256,000</b>
Water	5,925,000	4,975,000	8,350,000	4,750,000	4,115,000	4,615,000	4,600,000	5,100,000	5,100,000	5,100,000	<b>52,630,000</b>
<b>Sewer, Water and Stormwater Total</b>	<b>18,256,561</b>	<b>41,807,000</b>	<b>17,415,000</b>	<b>14,169,000</b>	<b>15,438,000</b>	<b>28,497,000</b>	<b>17,933,000</b>	<b>13,287,000</b>	<b>13,703,000</b>	<b>11,332,000</b>	<b>191,837,561</b>

Department	2025	2026	2027	2028	2029	2030	2031	2032	2033	2034	Total
<b>South Loop/Port Authority</b>											
Creative Placemaking	261,622	267,055	272,474	277,863	283,210	288,706	294,367	300,198	306,204	312,390	<b>2,864,089</b>
Roads and Streets			110,000	2,364,000		2,056,000	1,485,000	6,880,000			<b>12,895,000</b>
South Loop General Imp.						790,000					<b>790,000</b>
Traffic Signals		45,000		100,000	45,000		1,931,000	477,000			<b>2,598,000</b>
Trails			465,000			82,500			2,640,000		<b>3,187,500</b>
<b>South Loop/Port Authority Total</b>	<b>261,622</b>	<b>312,055</b>	<b>847,474</b>	<b>2,741,863</b>	<b>328,210</b>	<b>3,217,206</b>	<b>3,710,367</b>	<b>7,657,198</b>	<b>2,946,204</b>	<b>312,390</b>	<b>22,334,589</b>
<b>Surface Transportation</b>											
Bridges	282,600	2,692,600	50,000				252,000	7,100,000			<b>10,377,200</b>
Retaining Walls	1,210,000										<b>1,210,000</b>
Roads and Streets	14,660,889	14,228,788	21,255,393	28,294,938	22,003,050	22,853,850	22,503,002	19,268,369	22,906,368	23,045,541	<b>211,020,188</b>
Sidewalk/Bikeway	5,906,821	5,096,821	910,000	1,458,000	3,562,000	610,000	230,000	250,000	7,013,359		<b>25,037,001</b>
<b>Surface Transportation Total</b>	<b>22,060,310</b>	<b>22,018,209</b>	<b>22,215,393</b>	<b>29,752,938</b>	<b>25,565,050</b>	<b>23,463,850</b>	<b>22,985,002</b>	<b>26,618,369</b>	<b>29,919,727</b>	<b>23,045,541</b>	<b>247,644,389</b>
<b>GRAND TOTAL</b>	<b>207,563,667</b>	<b>105,052,620</b>	<b>58,757,658</b>	<b>100,378,801</b>	<b>62,337,150</b>	<b>94,727,674</b>	<b>45,583,797</b>	<b>57,193,706</b>	<b>47,177,431</b>	<b>47,288,047</b>	<b>826,060,551</b>

2025 through 2034  
**Projects by Category and Department**  
 Bloomington, MN  
**Projects by Category And Department**

Department <i>Category</i>	Project #	Priority	2025	2026	2027	2028	2029	2030	2031	2032	2033	2034	Total
<b>City Facilities</b>													
<u><i>Aquatic Center</i></u>													
BFAC Improvements & Site Amenities	CF-16-032	3						10,000,000					10,000,000
BFAC Replace Water Slide	CF-19-051	1	75,000										75,000
BFAC Pool Shell Maintenance	CF-23-008	1		200,000									200,000
	<b>Aquatic Center Total</b>		<b>75,000</b>	<b>200,000</b>	<b>0</b>	<b>0</b>	<b>0</b>	<b>10,000,000</b>	<b>0</b>	<b>0</b>	<b>0</b>	<b>0</b>	<b>10,275,000</b>
<u><i>Art Center</i></u>													
BCA Greenberg Gallery Floor Replacement	CF-18-016	2					60,000						60,000
BCA Replace Furniture	CF-19-013	2					100,000						100,000
BCA Gallery Light Fixtures & Personal Lift Replace	CF-20-008	1		50,000									50,000
BCA Dance Studio and Rehearsal Hall Floor Replace	CF-21-010	2				100,000							100,000
BCA Electric Kilns Replacement	CF-21-012	2				50,000							50,000
BCA Event Furniture and Soft Goods Replacement	CF-21-013	1	78,000										78,000
BCA Gas Kiln and Ventilation Replacement	CF-21-015	2				90,000							90,000
BCA Piano Replacement	CF-21-018	3							80,000				80,000
BCA Schneider Theater Hydraulic Lift System	CF-21-023	1		850,000									850,000

Department Category	Project #	Priority	2025	2026	2027	2028	2029	2030	2031	2032	2033	2034	Total
BCA Schneider Theater Performance (Projection)	CF-21-025	2					250,000						250,000
BCA Storage Additions	CF-21-027	2			644,000								644,000
BCA Clay Studio Ventilation Upgrade	CF-23-003	2				60,000							60,000
BCA Classroom Sink, Cabinets & Countertop Upgrades	CF-23-004	2			120,000								120,000
BCA Studio Laser Projection and Wi-Fi Systems	CF-23-005	2			150,000								150,000
BCA Window Shade Replacement and Tint	CF-23-006	1	60,000										60,000
BCA Dance Studio Dressing & Bathroom Room Addition	CF-23-007	3						644,000					644,000
BCA Black Box Lighting System Upgrade	CF-25-007	1	220,000										220,000
BCA Audio/Video Event Equipment	CF-25-008	1		100,000									100,000
<b>Art Center Total</b>			<b>358,000</b>	<b>1,000,000</b>	<b>914,000</b>	<b>300,000</b>	<b>410,000</b>	<b>644,000</b>	<b>80,000</b>	<b>0</b>	<b>0</b>	<b>0</b>	<b>3,706,000</b>
<u>Community Health and Wellness Center</u>													
Community Health and Wellness Center	CF-07-001	1	100,000,000										100,000,000
Community Health and Wellness Center Parking Ramp	CF-25-011	1	10,000,000										10,000,000
<b>Community Health and Wellness Center Total</b>			<b>110,000,000</b>	<b>0</b>	<b>0</b>	<b>0</b>	<b>0</b>	<b>0</b>	<b>0</b>	<b>0</b>	<b>0</b>	<b>0</b>	<b>110,000,000</b>
<u>Facilities</u>													
Fire Station 2 Rebuild	CF-16-001	1	1,300,000	12,300,000									13,600,000
Fire Station 5 Rebuild	CF-16-003	2				1,365,000	14,385,000						15,750,000
Fire Station 6 Rebuild	CF-16-004	2					1,470,000	15,330,000					16,800,000
Equipment Maintenance Garage - New	CF-16-005	1	27,042,174										27,042,174
Civic Plaza Interior Doors - Police Detention	CF-18-029	1		202,956									202,956
Public Works Fire Alarm System	CF-18-030	1	100,000										100,000

<b>Department Category</b>	<b>Project #</b>	<b>Priority</b>	<b>2025</b>	<b>2026</b>	<b>2027</b>	<b>2028</b>	<b>2029</b>	<b>2030</b>	<b>2031</b>	<b>2032</b>	<b>2033</b>	<b>2034</b>	<b>Total</b>
Western Maintenance Overhead Doors	CF-18-032	1		65,000									65,000
Animal Shelter	CF-18-037	1					5,000,000						5,000,000
Civic Plaza Carpet	CF-21-040	1		1,853,043									1,853,043
Civic Plaza Public Address System	CF-21-041	1		562,000									562,000
Public Works North Roof	CF-21-042	1		1,200,000									1,200,000
Civic Plaza Perimeter Heat	CF-21-045	2					3,727,513						3,727,513
Fire Station 1 Renovation and Addition	CF-21-048	1		1,365,000	14,385,000								15,750,000
Engineer/Fleet Space Renovations	CF-23-011	1	600,000										600,000
Civic Plaza Fire Alarm System Maintenance	CF-24-001	1		50,000									50,000
Civic Plaza Sidewalk Replacement	CF-24-003	1	800,000										800,000
Clock Tower	CF-24-004	2			850,000								850,000
Jail Floor Refinishing	CF-24-005	1		150,000									150,000
Re-Commissioning Civic Plaza	CF-24-006	1	250,000										250,000
Phase I PW Refit Salt Shed,Wash Off,Drive Alignmnt	CF-24-015	1	4,900,000										4,900,000
Phase 2 PW Refit Office Redesign and Parking	CF-24-016	2			1,000,000	35,000,000							36,000,000
Civic Plaza Lighting Controls	CF-25-001	1	150,000										150,000
Civic Plaza Restroom	CF-25-002	1	1,000,000										1,000,000
Tear Down of Public Health	CF-25-003	2			230,000								230,000
Tuck Point Civic Plaza	CF-25-004	1		520,000									520,000
City Network Expansion	CF-25-009	1	150,000	150,000	150,000	150,000	150,000	150,000	150,000	150,000	150,000	150,000	1,500,000
Update City Card-Access System	CF-25-010	1		850,000									850,000
<b>Facilities Total</b>			<b>36,292,174</b>	<b>19,267,999</b>	<b>16,615,000</b>	<b>41,515,000</b>	<b>19,732,513</b>	<b>15,480,000</b>	<b>150,000</b>	<b>150,000</b>	<b>150,000</b>	<b>150,000</b>	<b>149,502,686</b>

Golf Course

Dwan Clubhouse Replacement	CF-16-014	1				6,900,000							6,900,000
----------------------------	-----------	---	--	--	--	-----------	--	--	--	--	--	--	-----------

<b>Department Category</b>	<b>Project #</b>	<b>Priority</b>	<b>2025</b>	<b>2026</b>	<b>2027</b>	<b>2028</b>	<b>2029</b>	<b>2030</b>	<b>2031</b>	<b>2032</b>	<b>2033</b>	<b>2034</b>	<b>Total</b>
Dwan Golf Course Renovation Plan A	CF-19-006	1				4,000,000							4,000,000
Dwan Electric Greens Mowers	CF-22-039	1		147,357			163,377			181,139			491,873
Dwan Fairway Mower Replacement	CF-22-041	1			71,991			79,818					151,809
Dwan Rough Mowers	CF-22-044	3							30,328		65,000		95,328
Dwan 1250 Turf Sprayer with GPS	CF-22-045	2				100,000							100,000
Dwan Sand Bunker Tractor Rakes	CF-23-001	2			28,800			28,800					57,600
Dwan Toro Sidewinders	CF-24-013	1	90,000						95,100				185,100
Dwan John Deere Pro Gator Replacement	CF-25-006	3										98,116	98,116
<b>Golf Course Total</b>			<b>90,000</b>	<b>147,357</b>	<b>100,791</b>	<b>11,000,000</b>	<b>163,377</b>	<b>108,618</b>	<b>125,428</b>	<b>181,139</b>	<b>65,000</b>	<b>98,116</b>	<b>12,079,826</b>
<b><u>Ice Garden</u></b>													
BIG Electric Zamboni Replacement	CF-21-033	3						167,000			193,500		360,500
<b>Ice Garden Total</b>			<b>0</b>	<b>0</b>	<b>0</b>	<b>0</b>	<b>0</b>	<b>167,000</b>	<b>0</b>	<b>0</b>	<b>193,500</b>	<b>0</b>	<b>360,500</b>
<b>City Facilities Total</b>			<b>146,815,174</b>	<b>20,615,356</b>	<b>17,629,791</b>	<b>52,815,000</b>	<b>20,305,890</b>	<b>26,399,618</b>	<b>355,428</b>	<b>331,139</b>	<b>408,500</b>	<b>248,116</b>	<b>285,924,012</b>

## Park Development

### Parks

Running Park Bldg Replacement & Site Improvements	PD-15-008	2						4,000,000					4,000,000
MN DNR State Trail Connections and Signage	PD-15-012	2			250,000								250,000
Countryside Playground Replacement	PD-17-013	3							600,000				600,000
Tarnhill Park Improvement Project	PD-17-015	2				900,000							900,000
Valley View Park Improvements	PD-18-006	3								5,000,000			5,000,000
Fenlason Park Improvements	PD-18-010	3										350,000	350,000
Nine Mile Playground Replacement	PD-18-011	1	120,000										120,000



Department Category	Project #	Priority	2025	2026	2027	2028	2029	2030	2031	2032	2033	2034	Total
Southglen Playground Replacement	PD-18-012	2					400,000						400,000
Poplar Bridge Park Bldg & Site Improvements	PD-18-032	2						3,500,000					3,500,000
Smith Park Building Replacement	PD-19-017	3								4,000,000			4,000,000
Moir and Harrison Park Improvements	PD-20-001	2					1,300,000						1,300,000
Dred Scott Park Improvements	PD-20-002	2					3,300,000						3,300,000
Brye Park Improvements	PD-22-002	3					750,000						750,000
Haeg Park Improvements	PD-22-003	3									200,000		200,000
Parkers Picnic Bike Park & Site Amenities	PD-22-007	2			200,000								200,000
Nine Mile Creek Corridor Renewal	PD-23-005	1	20,000,000										20,000,000
Gene Kelly Park Renovation	PD-24-003	3									12,000,000		12,000,000
Natural Resources Restoration	PD-24-010	1		300,000	200,000		300,000	300,000		300,000			1,400,000
Normandale Lake Regional Park Improvements	PD-24-016	1	800,000										800,000
Park System Field Renovations	PD-24-018	1	19,000,000										19,000,000
Parking Lot and Hard Surface Maintenance	PD-24-021	1	250,000										250,000
	<b>Parks Total</b>		<b>20,170,000</b>	<b>20,300,000</b>	<b>650,000</b>	<b>900,000</b>	<b>700,000</b>	<b>13,150,000</b>	<b>600,000</b>	<b>9,300,000</b>	<b>200,000</b>	<b>12,350,000</b>	<b>78,320,000</b>
	<b>Park Development Total</b>		<b>20,170,000</b>	<b>20,300,000</b>	<b>650,000</b>	<b>900,000</b>	<b>700,000</b>	<b>13,150,000</b>	<b>600,000</b>	<b>9,300,000</b>	<b>200,000</b>	<b>12,350,000</b>	<b>78,320,000</b>

## Sewer, Water and Stormwater

### Sewer

84th San Sewer btwn EBLR & Normandale Lake Blvd	SW-16-012	2			1,540,000								1,540,000
84th San Sewer btwn N'dale Lake Blvd & Stanley Rd	SW-16-013	2			1,980,000								1,980,000
Sewer Main Asset Renewal/Replacement	SW-19-001	1	1,000,000	1,500,000	1,500,000	2,500,000	3,000,000	3,000,000	2,000,000	2,000,000	2,000,000	2,000,000	20,500,000

<b>Department Category</b>	<b>Project #</b>	<b>Priority</b>	<b>2025</b>	<b>2026</b>	<b>2027</b>	<b>2028</b>	<b>2029</b>	<b>2030</b>	<b>2031</b>	<b>2032</b>	<b>2033</b>	<b>2034</b>	<b>Total</b>
Lift Station Improvement Project	SW-19-002	1	150,000	500,000	500,000	500,000	500,000	500,000	300,000	300,000	300,000	300,000	<b>3,850,000</b>
91st San Sewer-Normandale Blvd to Poplar Bridge Rd	SW-25-005	2				1,030,000							<b>1,030,000</b>
MCES Interceptor: 84th & Harrison to 94th & James	SW-25-006	2						13,320,000					<b>13,320,000</b>
South Central (100th San Sewer-Pleasant to 1st)	SW-25-007	1	1,410,000										<b>1,410,000</b>
13th Ave San Sewer-82nd St to 86th St	SW-25-008	1		2,600,000									<b>2,600,000</b>
MCES Interceptor: E 90th St and 18th Ave S	SW-25-009	3						90,000					<b>90,000</b>
Cedar Ave San Sewer - Killebrew to 85th	SW-25-010	2					1,900,000						<b>1,900,000</b>
95th and Garfield Sanitary Sewer	SW-25-013	3						70,000					<b>70,000</b>
San Sewer-90th St & 18th to E OSR & Springside Ln	SW-25-014	2				1,050,000							<b>1,050,000</b>
Easement W of Hopkins Rd @ 107th St.	SW-25-015	2					150,000						<b>150,000</b>
American and Penn Sanitary Sewer	SW-25-016	3										50,000	<b>50,000</b>
Cedar Ave San Sewer- 85th to EOSR	SW-25-017	3							6,440,000				<b>6,440,000</b>
North Central Sanitary Sewer Diversion	SW-25-018	1		25,660,000									<b>25,660,000</b>
Killebrew Dr San Sewer- Cedar to 23rd	SW-25-019	2	2,800,000										<b>2,800,000</b>
South Central (Niccollet & 102nd to 100th & 3rd)	SW-25-020	1	2,511,561										<b>2,511,561</b>
	<b>Sewer Total</b>		<b>7,871,561</b>	<b>30,260,000</b>	<b>5,520,000</b>	<b>5,080,000</b>	<b>5,550,000</b>	<b>16,980,000</b>	<b>8,740,000</b>	<b>2,300,000</b>	<b>2,300,000</b>	<b>2,350,000</b>	<b>86,951,561</b>

<b><u>Stormwater</u></b>													
Storm Sewer Maintenance Project	SW-06-002	1	600,000	600,000	618,000	637,000	656,000	676,000	696,000	717,000	739,000	761,000	<b>6,700,000</b>
TMDL Study/Implementation Project	SW-07-004	1		2,700,000				650,000		1,500,000	20,000		<b>4,870,000</b>
Augmentation Well Abandonment	SW-20-004	1		35,000									<b>35,000</b>
Lyndale Ave Corridor Storm Improvements	SW-20-007	3						250,000	1,000,000	500,000	1,000,000		<b>2,750,000</b>

<b>Department Category</b>	<b>Project #</b>	<b>Priority</b>	<b>2025</b>	<b>2026</b>	<b>2027</b>	<b>2028</b>	<b>2029</b>	<b>2030</b>	<b>2031</b>	<b>2032</b>	<b>2033</b>	<b>2034</b>	<b>Total</b>
Nine Mile Creek Streambank Stabilization	SW-21-001	1	250,000	500,000			1,300,000	1,500,000					<b>3,550,000</b>
Ecosystem Enhancement Project	SW-22-001	2			175,000								<b>175,000</b>
I-494 Future Phases	SW-24-001	2				1,000,000	1,000,000	1,000,000					<b>3,000,000</b>
Adaptive Level Control Management Project	SW-24-002	1	1,000,000							200,000	1,500,000		<b>2,700,000</b>
Bryant Park Stormwater Lift Station Updates	SW-25-001	1	10,000	75,000									<b>85,000</b>
Bush Lake Stormwater Lift Station Updates	SW-25-002	1		12,000	82,000								<b>94,000</b>
Rich Road Stormwater Lift Station Updates	SW-25-003	2				12,000	60,000						<b>72,000</b>
SWMP/WPMP Project	SW-99-003	1	650,000	650,000	670,000	690,000	707,000	725,000	743,000	762,000	781,000	801,000	<b>7,179,000</b>
Storm Main Asset Renewal/Replacement (PMP)	SW-99-015	1	1,950,000	2,000,000	2,000,000	2,000,000	2,050,000	2,101,000	2,154,000	2,208,000	2,263,000	2,320,000	<b>21,046,000</b>
	<b>Stormwater Total</b>		<b>4,460,000</b>	<b>6,572,000</b>	<b>3,545,000</b>	<b>4,339,000</b>	<b>5,773,000</b>	<b>6,902,000</b>	<b>4,593,000</b>	<b>5,887,000</b>	<b>6,303,000</b>	<b>3,882,000</b>	<b>52,256,000</b>
<b><u>Water</u></b>													
Well Rehabilitation	SW-01-011	1	500,000	200,000	200,000	200,000	200,000	200,000	200,000	200,000	200,000	200,000	<b>2,300,000</b>
Mechanical Dewatering (solids handling)	SW-02-011	2			4,500,000	1,000,000	1,000,000	1,000,000	1,000,000	1,000,000	1,000,000	1,000,000	<b>11,500,000</b>
Watermain Asset Renewal/Replacement	SW-07-001	1	1,000,000	1,200,000	1,500,000	1,500,000	1,500,000	2,000,000	2,000,000	2,500,000	2,500,000	2,500,000	<b>18,200,000</b>
Water System Fac. Twr/Reservoir Restoration	SW-10-001	1	1,000,000	250,000	150,000	150,000	150,000	150,000	250,000	250,000	250,000	250,000	<b>2,850,000</b>
Water Treatment Plant Renewal	SW-19-004	1	2,275,000	2,075,000	900,000	800,000	715,000	715,000	600,000	600,000	600,000	600,000	<b>9,880,000</b>
Lab Equipment Replacement	SW-25-021	1		200,000									<b>200,000</b>
Communication and Programming Upgrades	SW-25-022	1	150,000	50,000	50,000	50,000	50,000	50,000	50,000	50,000	50,000	50,000	<b>600,000</b>
Meter Change Program	SW-99-011	1	1,000,000	1,000,000	1,050,000	1,050,000	500,000	500,000	500,000	500,000	500,000	500,000	<b>7,100,000</b>
	<b>Water Total</b>		<b>5,925,000</b>	<b>4,975,000</b>	<b>8,350,000</b>	<b>4,750,000</b>	<b>4,115,000</b>	<b>4,615,000</b>	<b>4,600,000</b>	<b>5,100,000</b>	<b>5,100,000</b>	<b>5,100,000</b>	<b>52,630,000</b>
<b>Sewer, Water and Stormwater Total</b>			<b>18,256,561</b>	<b>41,807,000</b>	<b>17,415,000</b>	<b>14,169,000</b>	<b>15,438,000</b>	<b>28,497,000</b>	<b>17,933,000</b>	<b>13,287,000</b>	<b>13,703,000</b>	<b>11,332,000</b>	<b>191,837,561</b>

Department Category	Project #	Priority	2025	2026	2027	2028	2029	2030	2031	2032	2033	2034	Total
<b>South Loop/Port Authority</b>													
<u>Creative Placemaking</u>													
South Loop - Creative Placemaking	SL-15-002	1	161,622	167,055	172,474	177,863	183,210	188,706	194,367	200,198	206,204	212,390	1,864,089
City-wide - Creative Placemaking	SL-24-002	1	100,000	100,000	100,000	100,000	100,000	100,000	100,000	100,000	100,000	100,000	1,000,000
<b>Creative Placemaking Total</b>			<b>261,622</b>	<b>267,055</b>	<b>272,474</b>	<b>277,863</b>	<b>283,210</b>	<b>288,706</b>	<b>294,367</b>	<b>300,198</b>	<b>306,204</b>	<b>312,390</b>	<b>2,864,089</b>
<u>Roads and Streets</u>													
24th Avenue Corridor	SL-16-005	3								5,880,000			5,880,000
I-494/24th Avenue (dual right turn)	SL-16-006	2			110,000	550,000							660,000
I-494/34th Avenue (DDI)	SL-16-007	2				1,650,000							1,650,000
Lindau Lane at IKEA Way and 22nd Avenue	SL-16-010	2				164,000							164,000
American Blvd at International Dr & Metro Dr East	SL-16-011	3							1,485,000				1,485,000
East Old Shakopee Road/28th Avenue	SL-16-012	3						2,056,000					2,056,000
82nd Street - Winstead Way to 30th Ave	SL-24-001	3								1,000,000			1,000,000
<b>Roads and Streets Total</b>			<b>0</b>	<b>0</b>	<b>110,000</b>	<b>2,364,000</b>	<b>0</b>	<b>2,056,000</b>	<b>1,485,000</b>	<b>6,880,000</b>	<b>0</b>	<b>0</b>	<b>12,895,000</b>
<u>South Loop General Imp.</u>													
South Loop District Dynamic Message Signs (DMS)	SL-20-001	3						790,000					790,000
<b>South Loop General Imp. Total</b>			<b>0</b>	<b>0</b>	<b>0</b>	<b>0</b>	<b>0</b>	<b>790,000</b>	<b>0</b>	<b>0</b>	<b>0</b>	<b>0</b>	<b>790,000</b>
<u>Traffic Signals</u>													
33rd Ave at EOSR Signal	SL-07-004	3							81,000	432,000			513,000
30th Ave at EOSR Signal	SL-16-003	3							800,000				800,000
Additional Intersection Signal Improvements	SL-16-009	1		45,000			45,000			45,000			135,000
American Boulevard/30th Avenue (Signal)	SL-16-013	3							1,050,000				1,050,000

Department Category	Project #	Priority	2025	2026	2027	2028	2029	2030	2031	2032	2033	2034	Total
Lindau Ln & 24th Av Channelize Dbl Rt Turn Signal	SL-25-001	2				100,000							100,000
<b>Traffic Signals Total</b>			<b>0</b>	<b>45,000</b>	<b>0</b>	<b>100,000</b>	<b>45,000</b>	<b>0</b>	<b>1,931,000</b>	<b>477,000</b>	<b>0</b>	<b>0</b>	<b>2,598,000</b>
<b><u>Trails</u></b>													
Trail Heads and Connections	SL-07-003	2			465,000								465,000
South Loop Pedestrian Wayfinding	SL-16-002	3						82,500					82,500
East Old Shakopee Rd & Am Blvd Multi-Use Trail Con	SL-25-002	3								2,640,000			2,640,000
<b>Trails Total</b>			<b>0</b>	<b>0</b>	<b>465,000</b>	<b>0</b>	<b>0</b>	<b>82,500</b>	<b>0</b>	<b>0</b>	<b>2,640,000</b>	<b>0</b>	<b>3,187,500</b>
<b>South Loop/Port Authority Total</b>			<b>261,622</b>	<b>312,055</b>	<b>847,474</b>	<b>2,741,863</b>	<b>328,210</b>	<b>3,217,206</b>	<b>3,710,367</b>	<b>7,657,198</b>	<b>2,946,204</b>	<b>312,390</b>	<b>22,334,589</b>

## Surface Transportation

<b><u>Bridges</u></b>													
84th Street Pedestrian Bridge Replacement	ST-12-004	1	257,400	2,602,600									2,860,000
Pedestrian Bridge Over Normandale Blvd at 84th St.	ST-19-013	3							6,200,000				6,200,000
106th Street Vehicle Bridge Preservation Project	ST-24-003	1	25,200	90,000									115,200
American Boulevard Culvert Replacement	ST-24-004	3						252,000	900,000				1,152,000
494 Project - Nicollet RR Bridge	ST-24-005	2			50,000								50,000
<b>Bridges Total</b>			<b>282,600</b>	<b>2,692,600</b>	<b>50,000</b>	<b>0</b>	<b>0</b>	<b>0</b>	<b>252,000</b>	<b>7,100,000</b>	<b>0</b>	<b>0</b>	<b>10,377,200</b>
<b><u>Retaining Walls</u></b>													
90th Street Retaining Walls	ST-25-003	1	1,210,000										1,210,000
<b>Retaining Walls Total</b>			<b>1,210,000</b>	<b>0</b>	<b>0</b>	<b>0</b>	<b>0</b>	<b>0</b>	<b>0</b>	<b>0</b>	<b>0</b>	<b>0</b>	<b>1,210,000</b>

## Roads and Streets

<b>Department Category</b>	<b>Project #</b>	<b>Priority</b>	<b>2025</b>	<b>2026</b>	<b>2027</b>	<b>2028</b>	<b>2029</b>	<b>2030</b>	<b>2031</b>	<b>2032</b>	<b>2033</b>	<b>2034</b>	<b>Total</b>
Signal & Traffic Mgmt Improvements	ST-13-001	1	324,376	356,813	367,517	378,543	389,899	401,596	413,644	426,053	438,835	452,000	<b>3,949,276</b>
Old Shakopee Rd & Old Cedar Av Intersection Improv	ST-17-003	2			797,500	988,750	3,434,780						<b>5,221,030</b>
Am Blvd/Normandale Lake Blvd Intersection Imp.	ST-19-006	3						382,000					<b>382,000</b>
American Blvd EB to Penn Ave SB Right Turn Lane	ST-19-008	3						600,000					<b>600,000</b>
Penn Ave NB to American Blvd WB Left Turn Lane	ST-19-009	3						3,360,000					<b>3,360,000</b>
Lyndale RR Crossing Improvement Near 95th Street	ST-19-011	1	190,300										<b>190,300</b>
Normandale at 102nd Street - Right Turn Lane	ST-20-005	1	324,000										<b>324,000</b>
Nicollet Avenue Reconstruction	ST-20-006	1			3,046,050	2,610,900	2,610,900	435,150					<b>8,703,000</b>
98th Street and Lyndale Avenue Reconstruction	ST-24-002	3								572,000	2,200,000		<b>2,772,000</b>
494 Proj-82nd St Bridge & 35W grade Modifications	ST-24-006	2			1,000,000								<b>1,000,000</b>
494 Project - E-ZPass (35W to TH77)	ST-24-007	2			50,000								<b>50,000</b>
494 Project - E-ZPass (Hwy 169 to Hwy 100)	ST-24-008	2			50,000								<b>50,000</b>
102nd Street France to Normandale	ST-24-009	3							3,377,500				<b>3,377,500</b>
Chicago Avenue Pedestrian Improvements	ST-24-010	3						1,257,500					<b>1,257,500</b>
82nd Street Roadway and Pedestrian Improvements	ST-24-011	3							1,750,000				<b>1,750,000</b>
12th Avenue Pedestrian Enhancements	ST-24-012	1	60,000									3,290,000	<b>3,350,000</b>
Old Shakopee Road (CSAH 1) @98th St Intersection	ST-24-021	2			640,000	4,860,000							<b>5,500,000</b>

Department Category	Project #	Priority	2025	2026	2027	2028	2029	2030	2031	2032	2033	2034	Total
98th Street Trail Project (Grand to Logan Avenues)	ST-24-022	3								562,800	1,780,000		2,342,800
School Zone Speed Limits	ST-25-002	2			336,550								336,550
98th Street @ 35W Interchange Reconfiguration Proj	ST-25-004	1	125,000	175,000	675,000	3,769,000							4,744,000
Hillcrest W. 93rd St. School Area Safety Project	ST-25-005	3						168,600					168,600
Bloomington Pedestrian Crossing Safety Improvement	ST-25-006	2				771,900							771,900
Overlay of City Streets	ST-99-003	1	4,590,000	4,202,400	4,328,472	4,458,326	4,592,075	4,729,838	4,871,733	5,017,885	5,168,421	5,323,474	47,282,624
Subdivision Streets (undesignated)	ST-99-009	1	100,000	100,000	100,000	100,000	100,000	100,000	100,000	100,000	100,000	100,000	1,000,000
PMP-Street Reconstruction	ST-99-010	1	8,947,213	9,394,575	9,864,304	10,357,519	10,875,396	11,419,166	11,990,125	12,589,631	13,219,112	13,880,067	112,537,108
<b>Roads and Streets Total</b>			<b>14,660,889</b>	<b>14,228,788</b>	<b>21,255,393</b>	<b>28,294,938</b>	<b>22,003,050</b>	<b>22,853,850</b>	<b>22,503,002</b>	<b>19,268,369</b>	<b>22,906,368</b>	<b>23,045,541</b>	<b>211,020,188</b>
<b><u>Sidewalk/Bikeway</u></b>													
Portland Avenue Corridor Bikeway	ST-15-005	3								4,957,700			4,957,700
Xerxes Avenue Corridor Bikeway	ST-15-006	2					1,699,500						1,699,500
35W Parallel Route Bikeway	ST-15-007	2				789,000							789,000
West Bush Lake Road Trail (SW Gap)	ST-16-003	3								560,000			560,000
East Bush Lake Rd Multi-Modal Connection	ST-16-009	2				569,000							569,000
Nine Mile Creek Regional Trail	ST-18-003	3								1,495,659			1,495,659
PMP ROW Trail Program	ST-18-004	1	5,256,821	4,446,821	480,000	100,000	1,862,500	480,000					12,626,142
Valley View Schools Area SRTS Improvements	ST-23-001	1	630,000										630,000
OSR (CSAH 1) RR Xing @Hampshire Ped Imp Cost Share	ST-24-014	1	20,000										20,000
Moir/Central Park Connectivity Improvements	ST-24-015	1		300,000									300,000

Department Category	Project #	Priority	2025	2026	2027	2028	2029	2030	2031	2032	2033	2034	Total
Parkers Picnic Area Connectivity Improvements	ST-24-016	1		350,000									350,000
Dwan Golf Course Area Connectivity Improvements	ST-24-017	2			30,000								30,000
Brookside Park Connectivity Improvements	ST-24-018	3							230,000				230,000
Poplar Bridge Park Connectivity Improvements	ST-24-019	3						130,000					130,000
Smith Park Connectivity Improvements	ST-24-020	3								250,000			250,000
Roundabout Pedestrian Signals	ST-25-001	2			400,000								400,000
	<b>Sidewalk/Bikeway Total</b>		<b>5,906,821</b>	<b>5,096,821</b>	<b>910,000</b>	<b>1,458,000</b>	<b>3,562,000</b>	<b>610,000</b>	<b>230,000</b>	<b>250,000</b>	<b>7,013,359</b>	<b>0</b>	<b>25,037,001</b>
	<b>Surface Transportation Total</b>		<b>22,060,310</b>	<b>22,018,209</b>	<b>22,215,393</b>	<b>29,752,938</b>	<b>25,565,050</b>	<b>23,463,850</b>	<b>22,985,002</b>	<b>26,618,369</b>	<b>29,919,727</b>	<b>23,045,541</b>	<b>247,644,389</b>
	<b>GRAND TOTAL</b>		<b>207,563,667</b>	<b>105,052,620</b>	<b>58,757,658</b>	<b>100,378,801</b>	<b>62,337,150</b>	<b>94,727,674</b>	<b>45,583,797</b>	<b>57,193,706</b>	<b>47,177,431</b>	<b>47,288,047</b>	<b>826,060,551</b>



2025 through 2034  
**Funding Source Summary**  
 Bloomington, MN  
**Funding Source Summary**

Source	2025	2026	2027	2028	2029	2030	2031	2032	2033	2034	Total
2350 Creative Placemaking	100,000	100,000	100,000	100,000	100,000	100,000	100,000	100,000	100,000	100,000	1,000,000
4110 Infrastructure Replacement	4,090,000	3,702,400	3,828,472	3,958,326	4,092,075	4,229,838	4,371,733	4,517,885	4,668,421	4,823,474	42,282,624
4115 PMP Trails (ROW)	4,556,821	4,446,821	2,688,000	1,786,000	3,138,500	648,600	2,167,500		1,867,000	3,160,000	24,459,242
4125 PMP Trails (Parks)		650,000	30,000			130,000	230,000	250,000			1,290,000
4130 State Aid-Local	729,376	356,813	907,517	890,983	389,899	2,281,596	413,644	426,053	438,835	582,000	7,416,716
4140 State Aid - ROW Acquisition			75,000	75,000							150,000
4300 South Loop Development	161,622	212,055	967,474	2,641,863	228,210	3,117,206	3,610,367	7,557,198	2,846,204	212,390	21,554,589
4400 Park Development	370,000	200,000	200,000	350,000	350,000	100,000	300,000	100,000	200,000	300,000	2,470,000
6100 Water Utility	4,775,000	4,325,000	8,300,000	4,700,000	4,065,000	4,565,000	4,550,000	5,050,000	5,050,000	5,050,000	50,430,000
6150 Wastewater Utility	5,221,561	2,830,000	2,050,000	3,674,000	4,165,000	3,571,000	4,282,000	2,350,000	2,350,000	2,365,000	32,858,561
6200 Storm Water Utility	4,460,000	6,062,000	3,545,000	4,339,000	4,773,000	5,902,000	4,593,000	5,887,000	6,303,000	3,882,000	49,746,000
6400 Golf Course	90,000	147,357	100,791	100,000	163,377	108,618	125,428	181,139	65,000	98,116	1,179,826
6450 Ice Garden						167,000			193,500		360,500
6500 Art Center	358,000	1,000,000	914,000	300,000	410,000	644,000	80,000				3,706,000
6550 Aquatics	75,000	200,000									275,000
7700 Facilites Maintenance	2,900,000	4,602,999	1,080,000		3,727,513	7,000,000					19,310,512
Charter Bonds	10,000,000			16,150,000		15,300,000		9,200,000		12,000,000	62,650,000
CIP Bonds	28,342,174	13,665,000	14,385,000	1,365,000	15,855,000	15,330,000					88,942,174
Grant Funds	1,198,000	610,000	586,550	4,746,750	3,981,324	1,550,000	300,000		6,714,359	50,000	19,736,983
Hennepin County	500,000	25,000	808,334	603,000	383,478	1,280,000		286,000	500,000		4,385,812
Met Council						13,410,000					13,410,000
MnDOT		25,000	158,333	126,000							309,333
Municipal State Aid (MSA)	2,981,500	1,215,000	3,598,883	7,230,360	3,454,378	2,692,650	4,212,000	2,548,800	2,912,000	1,000,000	31,845,571
Other Sources	27,850,000	3,420,000	1,450,000	36,946,000	2,585,000	1,199,000	4,658,000	350,000	150,000	185,000	78,793,000
PIR Bonds & Assessments	8,547,213	8,994,575	9,464,304	9,957,519	10,475,396	11,019,166	11,590,125	12,189,631	12,819,112	13,480,067	108,537,108
Sales Tax Revenue Bonds	100,000,000	20,000,000									120,000,000
Tax Abatement	257,400	2,602,600	3,520,000	339,000		382,000		6,200,000			13,301,000
Utility Bonds		25,660,000									25,660,000
<b>GRAND TOTAL</b>	<b>207,563,667</b>	<b>105,052,620</b>	<b>58,757,658</b>	<b>100,378,801</b>	<b>62,337,150</b>	<b>94,727,674</b>	<b>45,583,797</b>	<b>57,193,706</b>	<b>47,177,431</b>	<b>47,288,047</b>	<b>826,060,551</b>

2025 through 2034  
**Projects by Funding Source and Department**  
 Bloomington, MN  
**Projects by Funding Source And Department**

Source	Project #	Priority	2025	2026	2027	2028	2029	2030	2031	2032	2033	2034	Total
<b>2350 Creative Placemaking</b>													
<i>South Loop/Port Authority</i>													
City-wide - Creative Placemaking	SL-24-002	1	100,000	100,000	100,000	100,000	100,000	100,000	100,000	100,000	100,000	100,000	1,000,000
<b>South Loop/Port Authority Total</b>			<b>100,000</b>	<b>100,000</b>	<b>100,000</b>	<b>100,000</b>	<b>100,000</b>	<b>100,000</b>	<b>100,000</b>	<b>100,000</b>	<b>100,000</b>	<b>100,000</b>	<b>1,000,000</b>
<b>2350 Creative Placemaking Total</b>			<b>100,000</b>	<b>100,000</b>	<b>100,000</b>	<b>100,000</b>	<b>100,000</b>	<b>100,000</b>	<b>100,000</b>	<b>100,000</b>	<b>100,000</b>	<b>100,000</b>	<b>1,000,000</b>
<b>4110 Infrastructure Replacement</b>													
<i>Surface Transportation</i>													
Overlay of City Streets	ST-99-003	1	4,090,000	3,702,400	3,828,472	3,958,326	4,092,075	4,229,838	4,371,733	4,517,885	4,668,421	4,823,474	42,282,624
<b>Surface Transportation Total</b>			<b>4,090,000</b>	<b>3,702,400</b>	<b>3,828,472</b>	<b>3,958,326</b>	<b>4,092,075</b>	<b>4,229,838</b>	<b>4,371,733</b>	<b>4,517,885</b>	<b>4,668,421</b>	<b>4,823,474</b>	<b>42,282,624</b>
<b>4110 Infrastructure Replacement Total</b>			<b>4,090,000</b>	<b>3,702,400</b>	<b>3,828,472</b>	<b>3,958,326</b>	<b>4,092,075</b>	<b>4,229,838</b>	<b>4,371,733</b>	<b>4,517,885</b>	<b>4,668,421</b>	<b>4,823,474</b>	<b>42,282,624</b>

Source	Project #	Priority	2025	2026	2027	2028	2029	2030	2031	2032	2033	2034	Total
<b>4115 PMP Trails (ROW)</b>													
<u>Surface Transportation</u>													
Portland Avenue Corridor Bikeway	ST-15-005	3									915,000		915,000
Xerxes Avenue Corridor Bikeway	ST-15-006	2					316,000						316,000
35W Parallel Route Bikeway	ST-15-007	2				248,000							248,000
East Bush Lake Rd Multi-Modal Connection	ST-16-009	2				230,000							230,000
Nine Mile Creek Regional Trail	ST-18-003	3									952,000		952,000
PMP ROW Trail Program	ST-18-004	1	4,556,821	4,446,821	480,000	100,000	1,822,500	480,000					11,886,142
Nicollet Avenue Reconstruction	ST-20-006	1			2,208,000	1,208,000	1,000,000						4,416,000
102nd Street France to Normandale	ST-24-009	3							1,567,500				1,567,500
82nd Street Roadway and Pedestrian Improvements	ST-24-011	3							600,000				600,000
12th Avenue Pedestrian Enhancements	ST-24-012	1										3,160,000	3,160,000
Hillcrest W. 93rd St. School Area Safety Project	ST-25-005	3						168,600					168,600
<b>Surface Transportation Total</b>			<b>4,556,821</b>	<b>4,446,821</b>	<b>2,688,000</b>	<b>1,786,000</b>	<b>3,138,500</b>	<b>648,600</b>	<b>2,167,500</b>	<b>0</b>	<b>1,867,000</b>	<b>3,160,000</b>	<b>24,459,242</b>
<b>4115 PMP Trails (ROW) Total</b>			<b>4,556,821</b>	<b>4,446,821</b>	<b>2,688,000</b>	<b>1,786,000</b>	<b>3,138,500</b>	<b>648,600</b>	<b>2,167,500</b>	<b>0</b>	<b>1,867,000</b>	<b>3,160,000</b>	<b>24,459,242</b>

**4125 PMP Trails (Parks)**

<u>Surface Transportation</u>													
Moir/Central Park Connectivity Improvements	ST-24-015	1		300,000									300,000
Parkers Picnic Area Connectivity Improvements	ST-24-016	1		350,000									350,000
Dwan Golf Course Area Connectivity Improvements	ST-24-017	2			30,000								30,000
Brookside Park Connectivity Improvements	ST-24-018	3							230,000				230,000
Poplar Bridge Park Connectivity Improvements	ST-24-019	3						130,000					130,000
Smith Park Connectivity Improvements	ST-24-020	3								250,000			250,000
<b>Surface Transportation Total</b>			<b>0</b>	<b>650,000</b>	<b>30,000</b>	<b>0</b>	<b>0</b>	<b>130,000</b>	<b>230,000</b>	<b>250,000</b>	<b>0</b>	<b>0</b>	<b>1,290,000</b>
<b>4125 PMP Trails (Parks) Total</b>			<b>0</b>	<b>650,000</b>	<b>30,000</b>	<b>0</b>	<b>0</b>	<b>130,000</b>	<b>230,000</b>	<b>250,000</b>	<b>0</b>	<b>0</b>	<b>1,290,000</b>

Source	Project #	Priority	2025	2026	2027	2028	2029	2030	2031	2032	2033	2034	Total
<b>4130 State Aid-Local</b>													
<u>Surface Transportation</u>													
Signal & Traffic Mgmt Improvements	ST-13-001	1	324,376	356,813	367,517	378,543	389,899	401,596	413,644	426,053	438,835	452,000	3,949,276
35W Parallel Route Bikeway	ST-15-007	2				100,000							100,000
Old Shakopee Rd & Old Cedar Av Intersection Improv	ST-17-003	2				191,250							191,250
PMP ROW Trail Program	ST-18-004	1	200,000										200,000
American Blvd EB to Penn Ave SB Right Turn Lane	ST-19-008	3						600,000					600,000
Penn Ave NB to American Blvd WB Left Turn Lane	ST-19-009	3						1,280,000					1,280,000
12th Avenue Pedestrian Enhancements	ST-24-012	1	60,000									130,000	190,000
OSR (CSAH 1) RR Xing @Hampshire Ped Imp Cost Share	ST-24-014	1	20,000										20,000
Old Shakopee Road (CSAH 1) @98th St Intersection	ST-24-021	2			540,000								540,000
98th Street @ 35W Interchange Reconfiguration Proj	ST-25-004	1	125,000										125,000
Bloomington Pedestrian Crossing Safety Improvement	ST-25-006	2				221,190							221,190
<b>Surface Transportation Total</b>			<b>729,376</b>	<b>356,813</b>	<b>907,517</b>	<b>890,983</b>	<b>389,899</b>	<b>2,281,596</b>	<b>413,644</b>	<b>426,053</b>	<b>438,835</b>	<b>582,000</b>	<b>7,416,716</b>
<b>4130 State Aid-Local Total</b>			<b>729,376</b>	<b>356,813</b>	<b>907,517</b>	<b>890,983</b>	<b>389,899</b>	<b>2,281,596</b>	<b>413,644</b>	<b>426,053</b>	<b>438,835</b>	<b>582,000</b>	<b>7,416,716</b>

**4140 State Aid - ROW Acquisition**

<u>Surface Transportation</u>													
Old Shakopee Rd & Old Cedar Av Intersection Improv	ST-17-003	2			75,000	75,000							150,000
<b>Surface Transportation Total</b>			<b>0</b>	<b>0</b>	<b>75,000</b>	<b>75,000</b>	<b>0</b>	<b>0</b>	<b>0</b>	<b>0</b>	<b>0</b>	<b>0</b>	<b>150,000</b>
<b>4140 State Aid - ROW Acquisition Total</b>			<b>0</b>	<b>0</b>	<b>75,000</b>	<b>75,000</b>	<b>0</b>	<b>0</b>	<b>0</b>	<b>0</b>	<b>0</b>	<b>0</b>	<b>150,000</b>

**4300 South Loop Development**

South Loop/Port Authority

Source	Project #	Priority	2025	2026	2027	2028	2029	2030	2031	2032	2033	2034	Total
Trail Heads and Connections	SL-07-003	2			465,000								465,000
33rd Ave at EOSR Signal	SL-07-004	3							81,000	432,000			513,000
South Loop - Creative Placemaking	SL-15-002	1	161,622	167,055	172,474	177,863	183,210	188,706	194,367	200,198	206,204	212,390	1,864,089
South Loop Pedestrian Wayfinding	SL-16-002	3						82,500					82,500
30th Ave at EOSR Signal	SL-16-003	3							800,000				800,000
24th Avenue Corridor	SL-16-005	3								5,880,000			5,880,000
I-494/24th Avenue (dual right turn)	SL-16-006	2			110,000	550,000							660,000
I-494/34th Avenue (DDI)	SL-16-007	2				1,650,000							1,650,000
Additional Intersection Signal Improvements	SL-16-009	1		45,000			45,000			45,000			135,000
Lindau Lane at IKEA Way and 22nd Avenue	SL-16-010	2				164,000							164,000
American Blvd at International Dr & Metro Dr East	SL-16-011	3							1,485,000				1,485,000
East Old Shakopee Road/28th Avenue	SL-16-012	3						2,056,000					2,056,000
American Boulevard/30th Avenue (Signal)	SL-16-013	3							1,050,000				1,050,000
South Loop District Dynamic Message Signs (DMS)	SL-20-001	3						790,000					790,000
82nd Street - Winstead Way to 30th Ave	SL-24-001	3								1,000,000			1,000,000
Lindau Ln & 24th Av Channelize Dbl Rt Turn Signal	SL-25-001	2				100,000							100,000
East Old Shakopee Rd & Am Blvd Multi-Use Trail Con	SL-25-002	3									2,640,000		2,640,000
<b>South Loop/Port Authority Total</b>			<b>161,622</b>	<b>212,055</b>	<b>747,474</b>	<b>2,641,863</b>	<b>228,210</b>	<b>3,117,206</b>	<b>3,610,367</b>	<b>7,557,198</b>	<b>2,846,204</b>	<b>212,390</b>	<b>21,334,589</b>
<u>Surface Transportation</u>													
Roundabout Pedestrian Signals	ST-25-001	2			220,000								220,000
<b>Surface Transportation Total</b>			<b>0</b>	<b>0</b>	<b>220,000</b>	<b>0</b>	<b>0</b>	<b>0</b>	<b>0</b>	<b>0</b>	<b>0</b>	<b>0</b>	<b>220,000</b>
<b>4300 South Loop Development Total</b>			<b>161,622</b>	<b>212,055</b>	<b>967,474</b>	<b>2,641,863</b>	<b>228,210</b>	<b>3,117,206</b>	<b>3,610,367</b>	<b>7,557,198</b>	<b>2,846,204</b>	<b>212,390</b>	<b>21,554,589</b>

Source	Project #	Priority	2025	2026	2027	2028	2029	2030	2031	2032	2033	2034	Total
<b>4400 Park Development</b>													
<i>Park Development</i>													
Countryside Playground Replacement	PD-17-013	3							300,000				300,000
Tarnhill Park Improvement Project	PD-17-015	2				350,000							350,000
Fenlason Park Improvements	PD-18-010	3										300,000	300,000
Nine Mile Playground Replacement	PD-18-011	1	120,000										120,000
Southglen Playground Replacement	PD-18-012	2					200,000						200,000
Haeg Park Improvements	PD-22-003	3									200,000		200,000
Natural Resources Restoration	PD-24-010	1		200,000	200,000		150,000	100,000		100,000			750,000
Parking Lot and Hard Surface Maintenance	PD-24-021	1	250,000										250,000
<b>Park Development Total</b>			<b>370,000</b>	<b>200,000</b>	<b>200,000</b>	<b>350,000</b>	<b>350,000</b>	<b>100,000</b>	<b>300,000</b>	<b>100,000</b>	<b>200,000</b>	<b>300,000</b>	<b>2,470,000</b>
<b>4400 Park Development Total</b>			<b>370,000</b>	<b>200,000</b>	<b>200,000</b>	<b>350,000</b>	<b>350,000</b>	<b>100,000</b>	<b>300,000</b>	<b>100,000</b>	<b>200,000</b>	<b>300,000</b>	<b>2,470,000</b>

#### 6100 Water Utility

##### *Sewer, Water and Stormwater*

Well Rehabilitation	SW-01-011	1	500,000	200,000	200,000	200,000	200,000	200,000	200,000	200,000	200,000	200,000	2,300,000
Mechanical Dewatering (solids handling)	SW-02-011	2			4,500,000	1,000,000	1,000,000	1,000,000	1,000,000	1,000,000	1,000,000	1,000,000	11,500,000
Watermain Asset Renewal/Replacement	SW-07-001	1	1,000,000	600,000	1,500,000	1,500,000	1,500,000	2,000,000	2,000,000	2,500,000	2,500,000	2,500,000	17,600,000
Water System Fac. Twr/Reservoir Restoration	SW-10-001	1		250,000	150,000	150,000	150,000	150,000	250,000	250,000	250,000	250,000	1,850,000
Water Treatment Plant Renewal	SW-19-004	1	2,275,000	2,075,000	900,000	800,000	715,000	715,000	600,000	600,000	600,000	600,000	9,880,000
Lab Equipment Replacement	SW-25-021	1		200,000									200,000
Meter Change Program	SW-99-011	1	1,000,000	1,000,000	1,050,000	1,050,000	500,000	500,000	500,000	500,000	500,000	500,000	7,100,000
<b>Sewer, Water and Stormwater Total</b>			<b>4,775,000</b>	<b>4,325,000</b>	<b>8,300,000</b>	<b>4,700,000</b>	<b>4,065,000</b>	<b>4,565,000</b>	<b>4,550,000</b>	<b>5,050,000</b>	<b>5,050,000</b>	<b>5,050,000</b>	<b>50,430,000</b>
<b>6100 Water Utility Total</b>			<b>4,775,000</b>	<b>4,325,000</b>	<b>8,300,000</b>	<b>4,700,000</b>	<b>4,065,000</b>	<b>4,565,000</b>	<b>4,550,000</b>	<b>5,050,000</b>	<b>5,050,000</b>	<b>5,050,000</b>	<b>50,430,000</b>

Source	Project #	Priority	2025	2026	2027	2028	2029	2030	2031	2032	2033	2034	Total
<b>6150 Wastewater Utility</b>													
<i>Sewer, Water and Stormwater</i>													
Sewer Main Asset Renewal/Replacement	SW-19-001	1	1,000,000	1,500,000	1,500,000	2,500,000	3,000,000	3,000,000	2,000,000	2,000,000	2,000,000	2,000,000	20,500,000
Lift Station Improvement Project	SW-19-002	1	150,000	500,000	500,000	500,000	500,000	500,000	300,000	300,000	300,000	300,000	3,850,000
91st San Sewer-Normandale Blvd to Poplar Bridge Rd	SW-25-005	2				309,000							309,000
South Central (100th San Sewer-Pleasant to 1st)	SW-25-007	1	1,410,000										1,410,000
13th Ave San Sewer-82nd St to 86th St	SW-25-008	1		780,000									780,000
Cedar Ave San Sewer - Killebrew to 85th	SW-25-010	2					570,000						570,000
95th and Garfield Sanitary Sewer	SW-25-013	3						21,000					21,000
San Sewer-90th St & 18th to E OSR & Springside Ln	SW-25-014	2				315,000							315,000
Easement W of Hopkins Rd @ 107th St.	SW-25-015	2					45,000						45,000
American and Penn Sanitary Sewer	SW-25-016	3										15,000	15,000
Cedar Ave San Sewer- 85th to EOSR	SW-25-017	3							1,932,000				1,932,000
South Central (Nicollet & 102nd to 100th & 3rd)	SW-25-020	1	2,511,561										2,511,561
Communication and Programming Upgrades	SW-25-022	1	150,000	50,000	50,000	50,000	50,000	50,000	50,000	50,000	50,000	50,000	600,000
<b>Sewer, Water and Stormwater Total</b>			<b>5,221,561</b>	<b>2,830,000</b>	<b>2,050,000</b>	<b>3,674,000</b>	<b>4,165,000</b>	<b>3,571,000</b>	<b>4,282,000</b>	<b>2,350,000</b>	<b>2,350,000</b>	<b>2,365,000</b>	<b>32,858,561</b>
<b>6150 Wastewater Utility Total</b>			<b>5,221,561</b>	<b>2,830,000</b>	<b>2,050,000</b>	<b>3,674,000</b>	<b>4,165,000</b>	<b>3,571,000</b>	<b>4,282,000</b>	<b>2,350,000</b>	<b>2,350,000</b>	<b>2,365,000</b>	<b>32,858,561</b>

Source	Project #	Priority	2025	2026	2027	2028	2029	2030	2031	2032	2033	2034	Total
<b>6200 Storm Water Utility</b>													
<i>Sewer, Water and Stormwater</i>													
Storm Sewer Maintenance Project	SW-06-002	1	600,000	600,000	618,000	637,000	656,000	676,000	696,000	717,000	739,000	761,000	6,700,000
TMDL Study/Implementation Project	SW-07-004	1		2,200,000				650,000		1,500,000	20,000		4,370,000
Augmentation Well Abandonment	SW-20-004	1		25,000									25,000
Lyndale Ave Corridor Storm Improvements	SW-20-007	3						250,000	1,000,000	500,000	1,000,000		2,750,000
Nine Mile Creek Streambank Stabilization	SW-21-001	1	250,000	500,000			300,000	500,000					1,550,000
Ecosystem Enhancement Project	SW-22-001	2			175,000								175,000
I-494 Future Phases	SW-24-001	2				1,000,000	1,000,000	1,000,000					3,000,000
Adaptive Level Control Management Project	SW-24-002	1	1,000,000							200,000	1,500,000		2,700,000
Bryant Park Stormwater Lift Station Updates	SW-25-001	1	10,000	75,000									85,000
Bush Lake Stormwater Lift Station Updates	SW-25-002	1		12,000	82,000								94,000
Rich Road Stormwater Lift Station Updates	SW-25-003	2				12,000	60,000						72,000
SWMP/WPMP Project	SW-99-003	1	650,000	650,000	670,000	690,000	707,000	725,000	743,000	762,000	781,000	801,000	7,179,000
Storm Main Asset Renewal/Replacement (PMP)	SW-99-015	1	1,950,000	2,000,000	2,000,000	2,000,000	2,050,000	2,101,000	2,154,000	2,208,000	2,263,000	2,320,000	21,046,000
<b>Sewer, Water and Stormwater Total</b>			<b>4,460,000</b>	<b>6,062,000</b>	<b>3,545,000</b>	<b>4,339,000</b>	<b>4,773,000</b>	<b>5,902,000</b>	<b>4,593,000</b>	<b>5,887,000</b>	<b>6,303,000</b>	<b>3,882,000</b>	<b>49,746,000</b>
<b>6200 Storm Water Utility Total</b>			<b>4,460,000</b>	<b>6,062,000</b>	<b>3,545,000</b>	<b>4,339,000</b>	<b>4,773,000</b>	<b>5,902,000</b>	<b>4,593,000</b>	<b>5,887,000</b>	<b>6,303,000</b>	<b>3,882,000</b>	<b>49,746,000</b>

### 6400 Golf Course

<i>City Facilities</i>													
Dwan Electric Greens Mowers	CF-22-039	1		147,357				163,377		181,139			491,873
Dwan Fairway Mower Replacement	CF-22-041	1			71,991			79,818					151,809
Dwan Rough Mowers	CF-22-044	3							30,328		65,000		95,328
Dwan 1250 Turf Sprayer with GPS	CF-22-045	2				100,000							100,000
Dwan Sand Bunker Tractor Rakes	CF-23-001	2			28,800			28,800					57,600
Dwan Toro Sidewinders	CF-24-013	1	90,000						95,100				185,100
Dwan John Deere Pro Gator Replacement	CF-25-006	3										98,116	98,116
<b>City Facilities Total</b>			<b>90,000</b>	<b>147,357</b>	<b>100,791</b>	<b>100,000</b>	<b>163,377</b>	<b>108,618</b>	<b>125,428</b>	<b>181,139</b>	<b>65,000</b>	<b>98,116</b>	<b>1,179,826</b>
<b>6400 Golf Course Total</b>			<b>90,000</b>	<b>147,357</b>	<b>100,791</b>	<b>100,000</b>	<b>163,377</b>	<b>108,618</b>	<b>125,428</b>	<b>181,139</b>	<b>65,000</b>	<b>98,116</b>	<b>1,179,826</b>



Source	Project #	Priority	2025	2026	2027	2028	2029	2030	2031	2032	2033	2034	Total
<b>6450 Ice Garden</b>													
<i>City Facilities</i>													
BIG Electric Zamboni Replacement	CF-21-033	3						167,000			193,500		360,500
<b>City Facilities Total</b>			<b>0</b>	<b>0</b>	<b>0</b>	<b>0</b>	<b>0</b>	<b>167,000</b>	<b>0</b>	<b>0</b>	<b>193,500</b>	<b>0</b>	<b>360,500</b>
<b>6450 Ice Garden Total</b>			<b>0</b>	<b>0</b>	<b>0</b>	<b>0</b>	<b>0</b>	<b>167,000</b>	<b>0</b>	<b>0</b>	<b>193,500</b>	<b>0</b>	<b>360,500</b>

**6500 Art Center**

<i>City Facilities</i>													
BCA Greenberg Gallery Floor Replacement	CF-18-016	2					60,000						60,000
BCA Replace Furniture	CF-19-013	2					100,000						100,000
BCA Gallery Light Fixtures & Personal Lift Replace	CF-20-008	1		50,000									50,000
BCA Dance Studio and Rehearsal Hall Floor Replace	CF-21-010	2				100,000							100,000
BCA Electric Kilns Replacement	CF-21-012	2				50,000							50,000
BCA Event Furniture and Soft Goods Replacement	CF-21-013	1	78,000										78,000
BCA Gas Kiln and Ventilation Replacement	CF-21-015	2				90,000							90,000
BCA Piano Replacement	CF-21-018	3							80,000				80,000
BCA Schneider Theater Hydraulic Lift System	CF-21-023	1		850,000									850,000
BCA Schneider Theater Performance (Projection)	CF-21-025	2					250,000						250,000
BCA Storage Additions	CF-21-027	2			644,000								644,000
BCA Clay Studio Ventilation Upgrade	CF-23-003	2				60,000							60,000
BCA Classroom Sink, Cabinets & Countertop Upgrades	CF-23-004	2			120,000								120,000
BCA Studio Laser Projection and Wi-Fi Systems	CF-23-005	2			150,000								150,000
BCA Window Shade Replacement and Tint	CF-23-006	1	60,000										60,000
BCA Dance Studio Dressing & Bathroom Room Addition	CF-23-007	3						644,000					644,000
BCA Black Box Lighting System Upgrade	CF-25-007	1	220,000										220,000
BCA Audio/Video Event Equipment	CF-25-008	1		100,000									100,000
<b>City Facilities Total</b>			<b>358,000</b>	<b>1,000,000</b>	<b>914,000</b>	<b>300,000</b>	<b>410,000</b>	<b>644,000</b>	<b>80,000</b>	<b>0</b>	<b>0</b>	<b>0</b>	<b>3,706,000</b>
<b>6500 Art Center Total</b>			<b>358,000</b>	<b>1,000,000</b>	<b>914,000</b>	<b>300,000</b>	<b>410,000</b>	<b>644,000</b>	<b>80,000</b>	<b>0</b>	<b>0</b>	<b>0</b>	<b>3,706,000</b>

Source	Project #	Priority	2025	2026	2027	2028	2029	2030	2031	2032	2033	2034	Total
<b>6550 Aquatics</b>													
<u>City Facilities</u>													
BFAC Replace Water Slide	CF-19-051	1	75,000										75,000
BFAC Pool Shell Maintenance	CF-23-008	1		200,000									200,000
	<b>City Facilities Total</b>		<b>75,000</b>	<b>200,000</b>	<b>0</b>	<b>0</b>	<b>0</b>	<b>0</b>	<b>0</b>	<b>0</b>	<b>0</b>	<b>0</b>	<b>275,000</b>
	<b>6550 Aquatics Total</b>		<b>75,000</b>	<b>200,000</b>	<b>0</b>	<b>0</b>	<b>0</b>	<b>0</b>	<b>0</b>	<b>0</b>	<b>0</b>	<b>0</b>	<b>275,000</b>
<b>7700 Facilities Maintenance</b>													
<u>City Facilities</u>													
BFAC Improvements & Site Amenities	CF-16-032	3						7,000,000					7,000,000
Civic Plaza Interior Doors - Police Detention	CF-18-029	1		202,956									202,956
Public Works Fire Alarm System	CF-18-030	1	100,000										100,000
Western Maintenance Overhead Doors	CF-18-032	1		65,000									65,000
Civic Plaza Carpet	CF-21-040	1		1,853,043									1,853,043
Civic Plaza Public Address System	CF-21-041	1		562,000									562,000
Public Works North Roof	CF-21-042	1		1,200,000									1,200,000
Civic Plaza Perimeter Heat	CF-21-045	2					3,727,513						3,727,513
Engineer/Fleet Space Renovations	CF-23-011	1	600,000										600,000
Civic Plaza Fire Alarm System Maintenance	CF-24-001	1		50,000									50,000
Civic Plaza Sidewalk Replacement	CF-24-003	1	800,000										800,000
Clock Tower	CF-24-004	2			850,000								850,000
Jail Floor Refinishing	CF-24-005	1		150,000									150,000
Re-Commissioning Civic Plaza	CF-24-006	1	250,000										250,000
Civic Plaza Lighting Controls	CF-25-001	1	150,000										150,000
Civic Plaza Restroom	CF-25-002	1	1,000,000										1,000,000
Tear Down of Public Health	CF-25-003	2			230,000								230,000
Tuck Point Civic Plaza	CF-25-004	1		520,000									520,000
	<b>City Facilities Total</b>		<b>2,900,000</b>	<b>4,602,999</b>	<b>1,080,000</b>	<b>0</b>	<b>3,727,513</b>	<b>7,000,000</b>	<b>0</b>	<b>0</b>	<b>0</b>	<b>0</b>	<b>19,310,512</b>
	<b>7700 Facilities Maintenance Total</b>		<b>2,900,000</b>	<b>4,602,999</b>	<b>1,080,000</b>	<b>0</b>	<b>3,727,513</b>	<b>7,000,000</b>	<b>0</b>	<b>0</b>	<b>0</b>	<b>0</b>	<b>19,310,512</b>

Source	Project #	Priority	2025	2026	2027	2028	2029	2030	2031	2032	2033	2034	Total
<b>Charter Bonds</b>													
<u>City Facilities</u>													
Dwan Clubhouse Replacement	CF-16-014	1				6,900,000							6,900,000
BFAC Improvements & Site Amenities	CF-16-032	3						3,000,000					3,000,000
Animal Shelter	CF-18-037	1				5,000,000							5,000,000
Dwan Golf Course Renovation Plan A	CF-19-006	1				4,000,000							4,000,000
Community Health and Wellness Center Parking Ramp	CF-25-011	1	10,000,000										10,000,000
	<b>City Facilities Total</b>		<b>10,000,000</b>	<b>0</b>	<b>0</b>	<b>15,900,000</b>	<b>0</b>	<b>3,000,000</b>	<b>0</b>	<b>0</b>	<b>0</b>	<b>0</b>	<b>28,900,000</b>
<u>Park Development</u>													
Running Park Bldg Replacement & Site Improvements	PD-15-008	2						4,000,000					4,000,000
Tarnhill Park Improvement Project	PD-17-015	2				250,000							250,000
Valley View Park Improvements	PD-18-006	3							5,000,000				5,000,000
Poplar Bridge Park Bldg & Site Improvements	PD-18-032	2						3,500,000					3,500,000
Smith Park Building Replacement	PD-19-017	3							4,000,000				4,000,000
Moir and Harrison Park Improvements	PD-20-001	2						1,300,000					1,300,000
Dred Scott Park Improvements	PD-20-002	2						3,300,000					3,300,000
Gene Kelly Park Renovation	PD-24-003	3										12,000,000	12,000,000
Natural Resources Restoration	PD-24-010	1						200,000		200,000			400,000
	<b>Park Development Total</b>		<b>0</b>	<b>0</b>	<b>0</b>	<b>250,000</b>	<b>0</b>	<b>12,300,000</b>	<b>0</b>	<b>9,200,000</b>	<b>0</b>	<b>12,000,000</b>	<b>33,750,000</b>
	<b>Charter Bonds Total</b>		<b>10,000,000</b>	<b>0</b>	<b>0</b>	<b>16,150,000</b>	<b>0</b>	<b>15,300,000</b>	<b>0</b>	<b>9,200,000</b>	<b>0</b>	<b>12,000,000</b>	<b>62,650,000</b>

**CIP Bonds**

<u>City Facilities</u>													
Fire Station 2 Rebuild	CF-16-001	1	1,300,000	12,300,000									13,600,000
Fire Station 5 Rebuild	CF-16-003	2				1,365,000	14,385,000						15,750,000
Fire Station 6 Rebuild	CF-16-004	2					1,470,000	15,330,000					16,800,000
Equipment Maintenance Garage - New	CF-16-005	1	27,042,174										27,042,174
Fire Station 1 Renovation and Addition	CF-21-048	1		1,365,000	14,385,000								15,750,000
	<b>City Facilities Total</b>		<b>28,342,174</b>	<b>13,665,000</b>	<b>14,385,000</b>	<b>1,365,000</b>	<b>15,855,000</b>	<b>15,330,000</b>	<b>0</b>	<b>0</b>	<b>0</b>	<b>0</b>	<b>88,942,174</b>
	<b>CIP Bonds Total</b>		<b>28,342,174</b>	<b>13,665,000</b>	<b>14,385,000</b>	<b>1,365,000</b>	<b>15,855,000</b>	<b>15,330,000</b>	<b>0</b>	<b>0</b>	<b>0</b>	<b>0</b>	<b>88,942,174</b>

Source	Project #	Priority	2025	2026	2027	2028	2029	2030	2031	2032	2033	2034	Total
<b>Grant Funds</b>													
<i>Park Development</i>													
MN DNR State Trail Connections and Signage	PD-15-012	2			250,000								250,000
Countryside Playground Replacement	PD-17-013	3							300,000				300,000
Tarnhill Park Improvement Project	PD-17-015	2				300,000							300,000
Fenlason Park Improvements	PD-18-010	3										50,000	50,000
Southglen Playground Replacement	PD-18-012	2					200,000						200,000
Brye Park Improvements	PD-22-002	3						750,000					750,000
Natural Resources Restoration	PD-24-010	1		100,000			150,000						250,000
Normandale Lake Regional Park Improvements	PD-24-016	1	800,000										800,000
<b>Park Development Total</b>			<b>800,000</b>	<b>100,000</b>	<b>250,000</b>	<b>300,000</b>	<b>350,000</b>	<b>750,000</b>	<b>300,000</b>	<b>0</b>	<b>0</b>	<b>50,000</b>	<b>2,900,000</b>
<i>Sewer, Water and Stormwater</i>													
TMDL Study/Implementation Project	SW-07-004	1		500,000									500,000
Augmentation Well Abandonment	SW-20-004	1		10,000									10,000
<b>Sewer, Water and Stormwater Total</b>			<b>0</b>	<b>510,000</b>	<b>0</b>	<b>0</b>	<b>0</b>	<b>0</b>	<b>0</b>	<b>0</b>	<b>0</b>	<b>0</b>	<b>510,000</b>
<i>Surface Transportation</i>													
Portland Avenue Corridor Bikeway	ST-15-005	3									4,042,700		4,042,700
Xerxes Avenue Corridor Bikeway	ST-15-006	2					883,500						883,500
35W Parallel Route Bikeway	ST-15-007	2				441,000							441,000
West Bush Lake Road Trail (SW Gap)	ST-16-003	3									448,000		448,000
Old Shakopee Rd & Old Cedar Av Intersection Improv	ST-17-003	2					2,747,824						2,747,824
Nine Mile Creek Regional Trail	ST-18-003	3									543,659		543,659
Penn Ave NB to American Blvd WB Left Turn Lane	ST-19-009	3						800,000					800,000
Valley View Schools Area SRTS Improvements	ST-23-001	1	398,000										398,000
98th Street Trail Project (Grand to Logan Avenues)	ST-24-022	3									1,680,000		1,680,000
School Zone Speed Limits	ST-25-002	2			336,550								336,550
98th Street @ 35W Interchange Reconfiguration Proj	ST-25-004	1				3,455,040							3,455,040
Bloomington Pedestrian Crossing Safety Improvement	ST-25-006	2				550,710							550,710
<b>Surface Transportation Total</b>			<b>398,000</b>	<b>0</b>	<b>336,550</b>	<b>4,446,750</b>	<b>3,631,324</b>	<b>800,000</b>	<b>0</b>	<b>0</b>	<b>6,714,359</b>	<b>0</b>	<b>16,326,983</b>

Source	Project #	Priority	2025	2026	2027	2028	2029	2030	2031	2032	2033	2034	Total
--------	-----------	----------	------	------	------	------	------	------	------	------	------	------	-------

	<b>Grant Funds Total</b>		<b>1,198,000</b>	<b>610,000</b>	<b>586,550</b>	<b>4,746,750</b>	<b>3,981,324</b>	<b>1,550,000</b>	<b>300,000</b>	<b>0</b>	<b>6,714,359</b>	<b>50,000</b>	<b>19,736,983</b>
--	--------------------------	--	------------------	----------------	----------------	------------------	------------------	------------------	----------------	----------	------------------	---------------	-------------------

### Hennepin County

#### Surface Transportation

Old Shakopee Rd & Old Cedar Av Intersection Improv	ST-17-003	2			650,000		343,478						993,478
PMP ROW Trail Program	ST-18-004	1	500,000				40,000						540,000
Penn Ave NB to American Blvd WB Left Turn Lane	ST-19-009	3						1,280,000					1,280,000
98th Street and Lyndale Avenue Reconstruction	ST-24-002	3								286,000	500,000		786,000
Old Shakopee Road (CSAH 1) @98th St Intersection	ST-24-021	2				500,000							500,000
98th Street @ 35W Interchange Reconfiguration Proj	ST-25-004	1		25,000	158,334	103,000							286,334
	<b>Surface Transportation Total</b>		<b>500,000</b>	<b>25,000</b>	<b>808,334</b>	<b>603,000</b>	<b>383,478</b>	<b>1,280,000</b>	<b>0</b>	<b>286,000</b>	<b>500,000</b>	<b>0</b>	<b>4,385,812</b>
	<b>Hennepin County Total</b>		<b>500,000</b>	<b>25,000</b>	<b>808,334</b>	<b>603,000</b>	<b>383,478</b>	<b>1,280,000</b>	<b>0</b>	<b>286,000</b>	<b>500,000</b>	<b>0</b>	<b>4,385,812</b>

### Met Council

#### Sewer, Water and Stormwater

MCES Interceptor: 84th & Harrison to 94th & James	SW-25-006	2						13,320,000					13,320,000
MCES Interceptor: E 90th St and 18th Ave S	SW-25-009	3						90,000					90,000
	<b>Sewer, Water and Stormwater Total</b>		<b>0</b>	<b>0</b>	<b>0</b>	<b>0</b>	<b>0</b>	<b>13,410,000</b>	<b>0</b>	<b>0</b>	<b>0</b>	<b>0</b>	<b>13,410,000</b>
	<b>Met Council Total</b>		<b>0</b>	<b>0</b>	<b>0</b>	<b>0</b>	<b>0</b>	<b>13,410,000</b>	<b>0</b>	<b>0</b>	<b>0</b>	<b>0</b>	<b>13,410,000</b>

### MnDOT

#### Surface Transportation

98th Street @ 35W Interchange Reconfiguration Proj	ST-25-004	1		25,000	158,333	126,000							309,333
	<b>Surface Transportation Total</b>		<b>0</b>	<b>25,000</b>	<b>158,333</b>	<b>126,000</b>	<b>0</b>	<b>0</b>	<b>0</b>	<b>0</b>	<b>0</b>	<b>0</b>	<b>309,333</b>
	<b>MnDOT Total</b>		<b>0</b>	<b>25,000</b>	<b>158,333</b>	<b>126,000</b>	<b>0</b>	<b>0</b>	<b>0</b>	<b>0</b>	<b>0</b>	<b>0</b>	<b>309,333</b>

### Municipal State Aid (MSA)

Source	Project #	Priority	2025	2026	2027	2028	2029	2030	2031	2032	2033	2034	Total
<u>Surface Transportation</u>													
Xerxes Avenue Corridor Bikeway	ST-15-006	2					500,000						500,000
West Bush Lake Road Trail (SW Gap)	ST-16-003	3									112,000		112,000
Old Shakopee Rd & Old Cedar Av Intersection Improv	ST-17-003	2			72,500	722,500	343,478						1,138,478
Lyndale RR Crossing Improvement Near 95th Street	ST-19-011	1	190,300										190,300
Normandale at 102nd Street - Right Turn Lane	ST-20-005	1	324,000										324,000
Nicollet Avenue Reconstruction	ST-20-006	1			838,050	1,402,900	1,610,900	435,150					4,287,000
Valley View Schools Area SRTS Improvements	ST-23-001	1	232,000										232,000
98th Street and Lyndale Avenue Reconstruction	ST-24-002	3								286,000	1,700,000		1,986,000
106th Street Vehicle Bridge Preservation Project	ST-24-003	1	25,200	90,000									115,200
American Boulevard Culvert Replacement	ST-24-004	3							252,000	900,000			1,152,000
494 Project - Nicollet RR Bridge	ST-24-005	2			50,000								50,000
494 Proj-82nd St Bridge & 35W grade Modifications	ST-24-006	2			1,000,000								1,000,000
494 Project - E-ZPass (35W to TH77)	ST-24-007	2			50,000								50,000
494 Project - E-ZPass (Hwy 169 to Hwy 100)	ST-24-008	2			50,000								50,000
102nd Street France to Normandale	ST-24-009	3							1,810,000				1,810,000
Chicago Avenue Pedestrian Improvements	ST-24-010	3						1,257,500					1,257,500
82nd Street Roadway and Pedestrian Improvements	ST-24-011	3							1,150,000				1,150,000
Old Shakopee Road (CSAH 1) @98th St Intersection	ST-24-021	2				4,020,000							4,020,000
98th Street Trail Project (Grand to Logan Avenues)	ST-24-022	3								362,800	100,000		462,800
Roundabout Pedestrian Signals	ST-25-001	2			180,000								180,000
90th Street Retaining Walls	ST-25-003	1	1,210,000										1,210,000
98th Street @ 35W Interchange Reconfiguration Proj	ST-25-004	1		125,000	358,333	84,960							568,293
Overlay of City Streets	ST-99-003	1	500,000	500,000	500,000	500,000	500,000	500,000	500,000	500,000	500,000	500,000	5,000,000
PMP-Street Reconstruction	ST-99-010	1	500,000	500,000	500,000	500,000	500,000	500,000	500,000	500,000	500,000	500,000	5,000,000
<b>Surface Transportation Total</b>			<b>2,981,500</b>	<b>1,215,000</b>	<b>3,598,883</b>	<b>7,230,360</b>	<b>3,454,378</b>	<b>2,692,650</b>	<b>4,212,000</b>	<b>2,548,800</b>	<b>2,912,000</b>	<b>1,000,000</b>	<b>31,845,571</b>
<b>Municipal State Aid (MSA) Total</b>			<b>2,981,500</b>	<b>1,215,000</b>	<b>3,598,883</b>	<b>7,230,360</b>	<b>3,454,378</b>	<b>2,692,650</b>	<b>4,212,000</b>	<b>2,548,800</b>	<b>2,912,000</b>	<b>1,000,000</b>	<b>31,845,571</b>

Source	Project #	Priority	2025	2026	2027	2028	2029	2030	2031	2032	2033	2034	Total
<b>Other Sources</b>													
<u>City Facilities</u>													
Phase 1 PW Refit Salt Shed, Wash Off, Drive Alignment	CF-24-015	1	4,900,000										4,900,000
Phase 2 PW Refit Office Redesign and Parking	CF-24-016	2			1,000,000	35,000,000							36,000,000
City Network Expansion	CF-25-009	1	150,000	150,000	150,000	150,000	150,000	150,000	150,000	150,000	150,000	150,000	1,500,000
Update City Card-Access System	CF-25-010	1		850,000									850,000
<b>City Facilities Total</b>			<b>5,050,000</b>	<b>1,000,000</b>	<b>1,150,000</b>	<b>35,150,000</b>	<b>150,000</b>	<b>150,000</b>	<b>150,000</b>	<b>150,000</b>	<b>150,000</b>	<b>150,000</b>	<b>43,250,000</b>
<u>Park Development</u>													
Parkers Picnic Bike Park & Site Amenities	PD-22-007	2			200,000								200,000
Park System Field Renovations	PD-24-018	1	19,000,000										19,000,000
<b>Park Development Total</b>			<b>19,000,000</b>	<b>0</b>	<b>200,000</b>	<b>0</b>	<b>0</b>	<b>0</b>	<b>0</b>	<b>0</b>	<b>0</b>	<b>0</b>	<b>19,200,000</b>
<u>Sewer, Water and Stormwater</u>													
Watermain Asset Renewal/Replacement	SW-07-001	1		600,000									600,000
Water System Fac. Twr/Reservoir Restoration	SW-10-001	1	1,000,000										1,000,000
Nine Mile Creek Streambank Stabilization	SW-21-001	1					1,000,000	1,000,000					2,000,000
91st San Sewer-Normandale Blvd to Poplar Bridge Rd	SW-25-005	2				721,000							721,000
13th Ave San Sewer-82nd St to 86th St	SW-25-008	1		1,820,000									1,820,000
Cedar Ave San Sewer - Killebrew to 85th	SW-25-010	2					1,330,000						1,330,000
95th and Garfield Sanitary Sewer	SW-25-013	3						49,000					49,000
San Sewer-90th St & 18th to E OSR & Springside Ln	SW-25-014	2				735,000							735,000
Easement W of Hopkins Rd @ 107th St.	SW-25-015	2					105,000						105,000
American and Penn Sanitary Sewer	SW-25-016	3										35,000	35,000
Cedar Ave San Sewer- 85th to EOSR	SW-25-017	3							4,508,000				4,508,000
Killebrew Dr San Sewer- Cedar to 23rd	SW-25-019	2	2,800,000										2,800,000
<b>Sewer, Water and Stormwater Total</b>			<b>3,800,000</b>	<b>2,420,000</b>	<b>0</b>	<b>1,456,000</b>	<b>2,435,000</b>	<b>1,049,000</b>	<b>4,508,000</b>	<b>0</b>	<b>0</b>	<b>35,000</b>	<b>15,703,000</b>
<u>Surface Transportation</u>													
Old Shakopee Road (CSAH 1) @98th St Intersection	ST-24-021	2			100,000	340,000							440,000
98th Street Trail Project (Grand to Logan Avenues)	ST-24-022	3								200,000			200,000
<b>Surface Transportation Total</b>			<b>0</b>	<b>0</b>	<b>100,000</b>	<b>340,000</b>	<b>0</b>	<b>0</b>	<b>0</b>	<b>200,000</b>	<b>0</b>	<b>0</b>	<b>640,000</b>
<b>Other Sources Total</b>			<b>27,850,000</b>	<b>3,420,000</b>	<b>1,450,000</b>	<b>36,946,000</b>	<b>2,585,000</b>	<b>1,199,000</b>	<b>4,658,000</b>	<b>350,000</b>	<b>150,000</b>	<b>185,000</b>	<b>78,793,000</b>

Source	Project #	Priority	2025	2026	2027	2028	2029	2030	2031	2032	2033	2034	Total
<b>PIR Bonds &amp; Assessments</b>													
<u>Surface Transportation</u>													
Subdivision Streets (undesignated)	ST-99-009	1	100,000	100,000	100,000	100,000	100,000	100,000	100,000	100,000	100,000	100,000	1,000,000
PMP-Street Reconstruction	ST-99-010	1	8,447,213	8,894,575	9,364,304	9,857,519	10,375,396	10,919,166	11,490,125	12,089,631	12,719,112	13,380,067	107,537,108
<b>Surface Transportation Total</b>			<b>8,547,213</b>	<b>8,994,575</b>	<b>9,464,304</b>	<b>9,957,519</b>	<b>10,475,396</b>	<b>11,019,166</b>	<b>11,590,125</b>	<b>12,189,631</b>	<b>12,819,112</b>	<b>13,480,067</b>	<b>108,537,108</b>
<b>PIR Bonds &amp; Assessments Total</b>			<b>8,547,213</b>	<b>8,994,575</b>	<b>9,464,304</b>	<b>9,957,519</b>	<b>10,475,396</b>	<b>11,019,166</b>	<b>11,590,125</b>	<b>12,189,631</b>	<b>12,819,112</b>	<b>13,480,067</b>	<b>108,537,108</b>

**Sales Tax Revenue Bonds**

<u>City Facilities</u>													
Community Health and Wellness Center	CF-07-001	1	100,000,000										100,000,000
<b>City Facilities Total</b>			<b>100,000,000</b>	<b>0</b>	<b>0</b>	<b>0</b>	<b>0</b>	<b>0</b>	<b>0</b>	<b>0</b>	<b>0</b>	<b>0</b>	<b>100,000,000</b>
<u>Park Development</u>													
Nine Mile Creek Corridor Renewal	PD-23-005	1		20,000,000									20,000,000
<b>Park Development Total</b>			<b>0</b>	<b>20,000,000</b>	<b>0</b>	<b>0</b>	<b>0</b>	<b>0</b>	<b>0</b>	<b>0</b>	<b>0</b>	<b>0</b>	<b>20,000,000</b>
<b>Sales Tax Revenue Bonds Total</b>			<b>100,000,000</b>	<b>20,000,000</b>	<b>0</b>	<b>0</b>	<b>0</b>	<b>0</b>	<b>0</b>	<b>0</b>	<b>0</b>	<b>0</b>	<b>120,000,000</b>

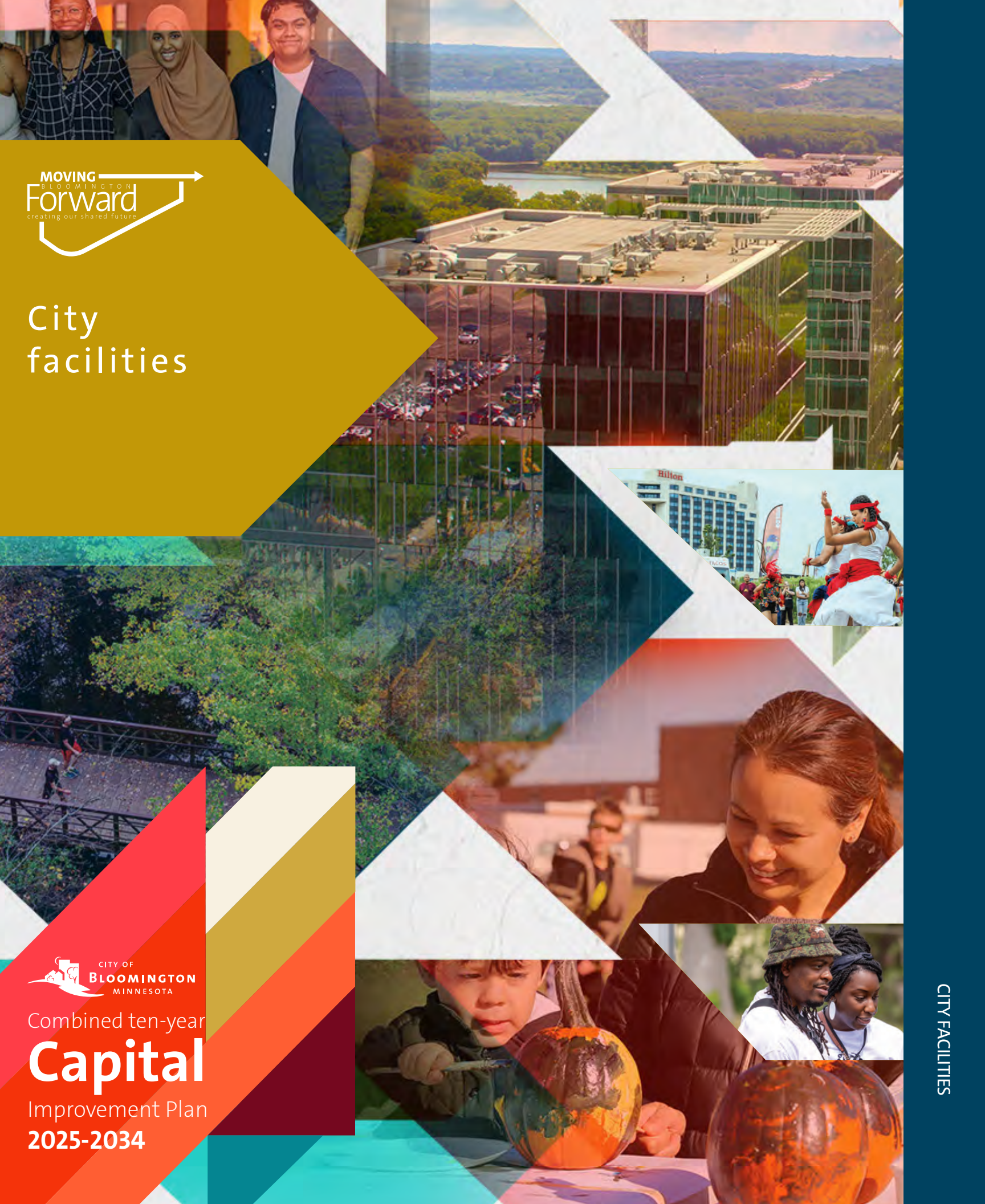
**Tax Abatement**

<u>Sewer, Water and Stormwater</u>													
84th San Sewer btwn EBLR & Normandale Lake Blvd	SW-16-012	2			1,540,000								1,540,000
84th San Sewer btwn N'dale Lake Blvd & Stanley Rd	SW-16-013	2			1,980,000								1,980,000
<b>Sewer, Water and Stormwater Total</b>			<b>0</b>	<b>0</b>	<b>3,520,000</b>	<b>0</b>	<b>0</b>	<b>0</b>	<b>0</b>	<b>0</b>	<b>0</b>	<b>0</b>	<b>3,520,000</b>
<u>Surface Transportation</u>													
84th Street Pedestrian Bridge Replacement	ST-12-004	1	257,400	2,602,600									2,860,000
East Bush Lake Rd Multi-Modal Connection	ST-16-009	2				339,000							339,000
Am Blvd/Normandale Lake Blvd Intersection Imp.	ST-19-006	3					382,000						382,000
Pedestrian Bridge Over Normandale Blvd at 84th St.	ST-19-013	3							6,200,000				6,200,000
<b>Surface Transportation Total</b>			<b>257,400</b>	<b>2,602,600</b>	<b>0</b>	<b>339,000</b>	<b>0</b>	<b>382,000</b>	<b>0</b>	<b>6,200,000</b>	<b>0</b>	<b>0</b>	<b>9,781,000</b>
<b>Tax Abatement Total</b>			<b>257,400</b>	<b>2,602,600</b>	<b>3,520,000</b>	<b>339,000</b>	<b>0</b>	<b>382,000</b>	<b>0</b>	<b>6,200,000</b>	<b>0</b>	<b>0</b>	<b>13,301,000</b>



Source	Project #	Priority	2025	2026	2027	2028	2029	2030	2031	2032	2033	2034	Total
<b>Utility Bonds</b>													
<i>Sewer, Water and Stormwater</i>													
North Central Sanitary Sewer Diversion	SW-25-018	1		25,660,000									25,660,000
<b>Sewer, Water and Stormwater Total</b>			<b>0</b>	<b>25,660,000</b>	<b>0</b>	<b>0</b>	<b>0</b>	<b>0</b>	<b>0</b>	<b>0</b>	<b>0</b>	<b>0</b>	<b>25,660,000</b>
<b>Utility Bonds Total</b>			<b>0</b>	<b>25,660,000</b>	<b>0</b>	<b>0</b>	<b>0</b>	<b>0</b>	<b>0</b>	<b>0</b>	<b>0</b>	<b>0</b>	<b>25,660,000</b>
<b>GRAND TOTAL</b>			<b>207,563,667</b>	<b>105,052,620</b>	<b>58,757,658</b>	<b>100,378,801</b>	<b>62,337,150</b>	<b>94,727,674</b>	<b>45,583,797</b>	<b>57,193,706</b>	<b>47,177,431</b>	<b>47,288,047</b>	<b>826,060,551</b>

Intentionally  
left blank



# City facilities



Combined ten-year  
**Capital**  
Improvement Plan  
**2025-2034**



2025 through 2034  
**Project by Category and Department**  
 Bloomington, MN  
**Projects by Category And Department**

Department <i>Category</i>	Project #	Priority	2025	2026	2027	2028	2029	2030	2031	2032	2033	2034	Total
<b>City Facilities</b>													
<u><i>Aquatic Center</i></u>													
BFAC Improvements & Site Amenities	CF-16-032	3						10,000,000					10,000,000
BFAC Replace Water Slide	CF-19-051	1	75,000										75,000
BFAC Pool Shell Maintenance	CF-23-008	1		200,000									200,000
	<b>Aquatic Center Total</b>		<b>75,000</b>	<b>200,000</b>	<b>0</b>	<b>0</b>	<b>0</b>	<b>10,000,000</b>	<b>0</b>	<b>0</b>	<b>0</b>	<b>0</b>	<b>10,275,000</b>
<u><i>Art Center</i></u>													
BCA Greenberg Gallery Floor Replacement	CF-18-016	2					60,000						60,000
BCA Replace Furniture	CF-19-013	2					100,000						100,000
BCA Gallery Light Fixtures & Personal Lift Replace	CF-20-008	1		50,000									50,000
BCA Dance Studio and Rehearsal Hall Floor Replace	CF-21-010	2				100,000							100,000
BCA Electric Kilns Replacement	CF-21-012	2				50,000							50,000
BCA Event Furniture and Soft Goods Replacement	CF-21-013	1	78,000										78,000
BCA Gas Kiln and Ventilation Replacement	CF-21-015	2				90,000							90,000
BCA Piano Replacement	CF-21-018	3							80,000				80,000
BCA Schneider Theater Hydraulic Lift System	CF-21-023	1		850,000									850,000

Department Category	Project #	Priority	2025	2026	2027	2028	2029	2030	2031	2032	2033	2034	Total
BCA Schneider Theater Performance (Projection)	CF-21-025	2					250,000						250,000
BCA Storage Additions	CF-21-027	2			644,000								644,000
BCA Clay Studio Ventilation Upgrade	CF-23-003	2				60,000							60,000
BCA Classroom Sink, Cabinets & Countertop Upgrades	CF-23-004	2			120,000								120,000
BCA Studio Laser Projection and Wi-Fi Systems	CF-23-005	2			150,000								150,000
BCA Window Shade Replacement and Tint	CF-23-006	1	60,000										60,000
BCA Dance Studio Dressing & Bathroom Room Addition	CF-23-007	3						644,000					644,000
BCA Black Box Lighting System Upgrade	CF-25-007	1	220,000										220,000
BCA Audio/Video Event Equipment	CF-25-008	1		100,000									100,000
<b>Art Center Total</b>			<b>358,000</b>	<b>1,000,000</b>	<b>914,000</b>	<b>300,000</b>	<b>410,000</b>	<b>644,000</b>	<b>80,000</b>	<b>0</b>	<b>0</b>	<b>0</b>	<b>3,706,000</b>
<u>Community Health and Wellness Center</u>													
Community Health and Wellness Center	CF-07-001	1	100,000,000										100,000,000
Community Health and Wellness Center Parking Ramp	CF-25-011	1	10,000,000										10,000,000
<b>Community Health and Wellness Center Total</b>			<b>110,000,000</b>	<b>0</b>	<b>0</b>	<b>0</b>	<b>0</b>	<b>0</b>	<b>0</b>	<b>0</b>	<b>0</b>	<b>0</b>	<b>110,000,000</b>
<u>Facilities</u>													
Fire Station 2 Rebuild	CF-16-001	1	1,300,000	12,300,000									13,600,000
Fire Station 5 Rebuild	CF-16-003	2				1,365,000	14,385,000						15,750,000
Fire Station 6 Rebuild	CF-16-004	2					1,470,000	15,330,000					16,800,000
Equipment Maintenance Garage - New	CF-16-005	1	27,042,174										27,042,174
Civic Plaza Interior Doors - Police Detention	CF-18-029	1		202,956									202,956
Public Works Fire Alarm System	CF-18-030	1	100,000										100,000

<b>Department Category</b>	<b>Project #</b>	<b>Priority</b>	<b>2025</b>	<b>2026</b>	<b>2027</b>	<b>2028</b>	<b>2029</b>	<b>2030</b>	<b>2031</b>	<b>2032</b>	<b>2033</b>	<b>2034</b>	<b>Total</b>
Western Maintenance Overhead Doors	CF-18-032	1		65,000									65,000
Animal Shelter	CF-18-037	1					5,000,000						5,000,000
Civic Plaza Carpet	CF-21-040	1		1,853,043									1,853,043
Civic Plaza Public Address System	CF-21-041	1		562,000									562,000
Public Works North Roof	CF-21-042	1		1,200,000									1,200,000
Civic Plaza Perimeter Heat	CF-21-045	2					3,727,513						3,727,513
Fire Station 1 Renovation and Addition	CF-21-048	1		1,365,000	14,385,000								15,750,000
Engineer/Fleet Space Renovations	CF-23-011	1	600,000										600,000
Civic Plaza Fire Alarm System Maintenance	CF-24-001	1		50,000									50,000
Civic Plaza Sidewalk Replacement	CF-24-003	1	800,000										800,000
Clock Tower	CF-24-004	2			850,000								850,000
Jail Floor Refinishing	CF-24-005	1		150,000									150,000
Re-Commissioning Civic Plaza	CF-24-006	1	250,000										250,000
Phase I PW Refit Salt Shed,Wash Off,Drive Alignmnt	CF-24-015	1	4,900,000										4,900,000
Phase 2 PW Refit Office Redesign and Parking	CF-24-016	2			1,000,000	35,000,000							36,000,000
Civic Plaza Lighting Controls	CF-25-001	1	150,000										150,000
Civic Plaza Restroom	CF-25-002	1	1,000,000										1,000,000
Tear Down of Public Health	CF-25-003	2			230,000								230,000
Tuck Point Civic Plaza	CF-25-004	1		520,000									520,000
City Network Expansion	CF-25-009	1	150,000	150,000	150,000	150,000	150,000	150,000	150,000	150,000	150,000	150,000	1,500,000
Update City Card-Access System	CF-25-010	1		850,000									850,000
<b>Facilities Total</b>			<b>36,292,174</b>	<b>19,267,999</b>	<b>16,615,000</b>	<b>41,515,000</b>	<b>19,732,513</b>	<b>15,480,000</b>	<b>150,000</b>	<b>150,000</b>	<b>150,000</b>	<b>150,000</b>	<b>149,502,686</b>

Golf Course

Dwan Clubhouse Replacement	CF-16-014	1				6,900,000							6,900,000
----------------------------	-----------	---	--	--	--	-----------	--	--	--	--	--	--	-----------

<b>Department Category</b>	<b>Project #</b>	<b>Priority</b>	<b>2025</b>	<b>2026</b>	<b>2027</b>	<b>2028</b>	<b>2029</b>	<b>2030</b>	<b>2031</b>	<b>2032</b>	<b>2033</b>	<b>2034</b>	<b>Total</b>
Dwan Golf Course Renovation Plan A	CF-19-006	1				4,000,000							4,000,000
Dwan Electric Greens Mowers	CF-22-039	1		147,357			163,377			181,139			491,873
Dwan Fairway Mower Replacement	CF-22-041	1			71,991			79,818					151,809
Dwan Rough Mowers	CF-22-044	3							30,328		65,000		95,328
Dwan 1250 Turf Sprayer with GPS	CF-22-045	2				100,000							100,000
Dwan Sand Bunker Tractor Rakes	CF-23-001	2			28,800			28,800					57,600
Dwan Toro Sidewinders	CF-24-013	1	90,000						95,100				185,100
Dwan John Deere Pro Gator Replacement	CF-25-006	3										98,116	98,116
<b>Golf Course Total</b>			<b>90,000</b>	<b>147,357</b>	<b>100,791</b>	<b>11,000,000</b>	<b>163,377</b>	<b>108,618</b>	<b>125,428</b>	<b>181,139</b>	<b>65,000</b>	<b>98,116</b>	<b>12,079,826</b>
<i>Ice Garden</i>													
BIG Electric Zamboni Replacement	CF-21-033	3						167,000			193,500		360,500
<b>Ice Garden Total</b>			<b>0</b>	<b>0</b>	<b>0</b>	<b>0</b>	<b>0</b>	<b>167,000</b>	<b>0</b>	<b>0</b>	<b>193,500</b>	<b>0</b>	<b>360,500</b>
<b>City Facilities Total</b>			<b>146,815,174</b>	<b>20,615,356</b>	<b>17,629,791</b>	<b>52,815,000</b>	<b>20,305,890</b>	<b>26,399,618</b>	<b>355,428</b>	<b>331,139</b>	<b>408,500</b>	<b>248,116</b>	<b>285,924,012</b>
<b>GRAND TOTAL</b>			<b>146,815,174</b>	<b>20,615,356</b>	<b>17,629,791</b>	<b>52,815,000</b>	<b>20,305,890</b>	<b>26,399,618</b>	<b>355,428</b>	<b>331,139</b>	<b>408,500</b>	<b>248,116</b>	<b>285,924,012</b>



## Project Details

### Bloomington, MN

**Project #** CF-07-001  
**Project Name** Community Health and Wellness Center

<b>Total Project Cost</b>	\$101,800,000	<b>Contact</b>	Parks & Rec Director
<b>Department</b>	City Facilities	<b>Type</b>	Recreation and Social - Infrastructure
<b>Category</b>	Community Health and Wellness Center	<b>Priority</b>	Tier 1
<b>Status</b>	Active	<b>Useful Life</b>	40 years

#### Description

The City will invest \$101.8 million to build a new Community Health and Wellness Center that will support a wide range of recreational and fitness activities and community programs. The new center will replace Creekside Community Center and the Public Health building. It will be located on the same site as Creekside Community Center, 9801 Penn Avenue South. Potential amenities include gymnasiums, walking/jogging track, indoor playground, pool, exercise spaces, multipurpose rooms, and public health clinic and programming spaces.

#### Justification

Built in the 1960s, the Bloomington Public Health building and Creekside Community Center can no longer accommodate current program and service demands and are limited in how they can be remodeled or expanded. Featuring approximately three times as much space as the current Public Health and Creekside facilities, the new Community Health and Wellness Center will provide more flexible gathering opportunities and support activities for residents of all ages and backgrounds, including older adults, families and those with disabilities. The new facility will also provide access to health and wellness programs for area residents, including immunizations, nutrition education, pregnancy and parenting education, older adult health resources and more. On November 7, 2023, Bloomington residents approved a half-percent local sales tax that will generate \$100 million for construction of the Community Health and Wellness Center over a twenty-year period. The City received an additional \$1.8 million in the form of bonding money from the State of Minnesota in 2023.

Prior	Expenditures	2025	2026	2027	2028	2029	2030	2031	2032	2033	2034	Total
1,800,000	Construction	100,000,000	0	0	0	0	0	0	0	0	0	100,000,000
	<b>Total</b>	<b>100,000,000</b>	<b>0</b>	<b>0</b>	<b>0</b>	<b>0</b>	<b>0</b>	<b>0</b>	<b>0</b>	<b>0</b>	<b>0</b>	<b>100,000,000</b>

Prior	Funding Sources	2025	2026	2027	2028	2029	2030	2031	2032	2033	2034	Total
1,800,000	Sales Tax Revenue Bonds	100,000,000	0	0	0	0	0	0	0	0	0	100,000,000
	<b>Total</b>	<b>100,000,000</b>	<b>0</b>	<b>0</b>	<b>0</b>	<b>0</b>	<b>0</b>	<b>0</b>	<b>0</b>	<b>0</b>	<b>0</b>	<b>100,000,000</b>

## Project Details

### Bloomington, MN

Project # CF-16-001  
 Project Name Fire Station 2 Rebuild

Total Project Cost	\$13,600,000	Department	City Facilities
Type	Improvement	Category	Facilities
Priority	Tier 1	Status	Active
Useful Life	50 years		

#### Description

Rebuild fire station 2 at same location, 10601 Xerxes Ave. S. Replace with an energy efficient modern fire and EMS station that accounts for firefighter and citizen safety designed for continuous 24 hour operations to provide a timely, effective response to emergencies. The design costs, estimated at \$500,000 will be covered by internal sources and spent the year prior to construction. The funds will be reimbursed with CIP Bond proceeds. \*Expenditures may occur over several years. Bonding will generally occur prior to construction.

#### Justification

The existing fire station 2 is inadequate for the purpose of providing for emergency response to the citizens and the protection of firefighters and their families. The Fire Department underwent a service assessment by City Gate Associates. This study was commissioned to review the need for six fire stations as the City is faced with older stations for which four of the six need to be replaced, according to a separate in-depth facility review commissioned by VFA for the City. The older stations do not have crew quarters for daytime or 24/7/365 Duty Crews. The stations date to the era of an all-volunteer Department. The stations need overnight spaces for times of harsh weather, or conditions like the recent social unrest for the Paid on Call firefighting personnel to staff the fire apparatus 24/7 to ensure a prompt speed and weight of attack since the response from home or business could be materially slowed. The current facilities do not provide for separation of work areas to protect against contamination and spread of toxic materials, pathogens, and carcinogens associated with firefighting and emergency medical response in today's fire and emergency medical response environment. In the current station these toxins and carcinogens are easily spread throughout the station and transferred to firefighters' homes as there are no facilities to contain or remediate them prior to the firefighters returning home after a fire.

Expenditures	2025	2026	2027	2028	2029	2030	2031	2032	2033	2034	Total
Design and Construction	1,300,000	12,300,000	0	0	0	0	0	0	0	0	13,600,000
<b>Total</b>	<b>1,300,000</b>	<b>12,300,000</b>	<b>0</b>	<b>0</b>	<b>0</b>	<b>0</b>	<b>0</b>	<b>0</b>	<b>0</b>	<b>0</b>	<b>13,600,000</b>

Funding Sources	2025	2026	2027	2028	2029	2030	2031	2032	2033	2034	Total
CIP Bonds	1,300,000	12,300,000	0	0	0	0	0	0	0	0	13,600,000
<b>Total</b>	<b>1,300,000</b>	<b>12,300,000</b>	<b>0</b>	<b>0</b>	<b>0</b>	<b>0</b>	<b>0</b>	<b>0</b>	<b>0</b>	<b>0</b>	<b>13,600,000</b>

**Project Details**

Bloomington, MN

Project # CF-16-003  
 Project Name Fire Station 5 Rebuild

Total Project Cost	\$15,750,000	Department	City Facilities
Type	Improvement	Category	Facilities
Priority	Tier 2	Status	Active
Useful Life	50 years		

**Description**  
 Rebuild fire station 5 at same location, 10540 Bush Lake Rd. Replace with an energy efficient modern fire and EMS station that accounts for firefighter and citizen safety designed for continuous 24 hour operations to provide a timely, effective response to emergencies. The design costs, estimated at \$650,000 will be covered by internal sources and spent the year prior to construction. The funds will be reimbursed with CIP Bond proceeds. \*Expenditures may occur over several years. Bonding will generally occur prior to construction.

**Justification**  
 The existing fire station 5 is inadequate for the purpose of providing for emergency response to the citizens and the protection of firefighters and their families. The Fire Department underwent a service assessment by City Gate Associates. This study was commissioned to review the need for six fire stations as the City is faced with older stations for which four of the six need to be replaced, according to a separate in-depth facility review commissioned by VFA for the City. The older stations do not have crew quarters for daytime or 24/7/365 Duty Crews. The stations date to the era of an all-volunteer Department. The stations need overnight spaces for times of harsh weather, or conditions like the recent social unrest for the Paid on Call firefighting personnel to staff the fire apparatus 24/7 to ensure a prompt speed and weight of attack since the response from home or business could be materially slowed. The current facilities do not provide for separation of work areas to protect against contamination and spread of toxic materials, pathogens, and carcinogens associated with firefighting and emergency medical response in today's fire and emergency medical response environment. In the current station these toxins and carcinogens are easily spread throughout the station and transferred to firefighters' homes as there are no facilities to contain or remediate them prior to the firefighters returning home after a fire.

<b>Expenditures</b>	<b>2025</b>	<b>2026</b>	<b>2027</b>	<b>2028</b>	<b>2029</b>	<b>2030</b>	<b>2031</b>	<b>2032</b>	<b>2033</b>	<b>2034</b>	<b>Total</b>
Design and Construction	0	0	0	1,365,000	14,385,000	0	0	0	0	0	15,750,000
<b>Total</b>	<b>0</b>	<b>0</b>	<b>0</b>	<b>1,365,000</b>	<b>14,385,000</b>	<b>0</b>	<b>0</b>	<b>0</b>	<b>0</b>	<b>0</b>	<b>15,750,000</b>

<b>Funding Sources</b>	<b>2025</b>	<b>2026</b>	<b>2027</b>	<b>2028</b>	<b>2029</b>	<b>2030</b>	<b>2031</b>	<b>2032</b>	<b>2033</b>	<b>2034</b>	<b>Total</b>
CIP Bonds	0	0	0	1,365,000	14,385,000	0	0	0	0	0	15,750,000
<b>Total</b>	<b>0</b>	<b>0</b>	<b>0</b>	<b>1,365,000</b>	<b>14,385,000</b>	<b>0</b>	<b>0</b>	<b>0</b>	<b>0</b>	<b>0</b>	<b>15,750,000</b>

## Project Details

Bloomington, MN

Project # CF-16-004  
 Project Name Fire Station 6 Rebuild

Total Project Cost	\$16,800,000	Department	City Facilities
Type	Improvement	Category	Facilities
Priority	Tier 2	Status	Active
Useful Life	50 years		

### Description

Rebuild fire station 6 at same location, 8601 Lakeview Rd. Replace with an energy efficient modern fire and EMS station that accounts for firefighter and citizen safety designed for continuous 24 hour operations to provide a timely, effective response to emergencies. The design costs, estimated at \$650,000 will be covered by internal sources and spent the year prior to construction. The funds will be reimbursed with CIP Bond proceeds. \*Expenditures may occur over several years. Bonding will generally occur prior to construction.

### Justification

The existing fire station 6 is inadequate for the purpose of providing for emergency response to the citizens and the protection of firefighters and their families. The Fire Department underwent a service assessment by City Gate Associates. This study was commissioned to review the need for six fire stations as the City is faced with older stations for which four of the six need to be replaced, according to a separate in-depth facility review commissioned by VFA for the City. The older stations do not have crew quarters for daytime or 24/7/365 Duty Crews. The stations date to the era of an all-volunteer Department. The stations need overnight spaces for times of harsh weather, or conditions like the recent social unrest for the Paid on Call firefighting personnel to staff the fire apparatus 24/7 to ensure a prompt speed and weight of attack since the response from home or business could be materially slowed. The current facilities do not provide for separation of work areas to protect against contamination and spread of toxic materials, pathogens, and carcinogens associated with firefighting and emergency medical response in today's fire and emergency medical response environment. In the current station these toxins and carcinogens are easily spread throughout the station and transferred to firefighters' homes as there are no facilities to contain or remediate them prior to the firefighters returning home after a fire.

Expenditures	2025	2026	2027	2028	2029	2030	2031	2032	2033	2034	Total
Design and Construction	0	0	0	0	1,470,000	15,330,000	0	0	0	0	16,800,000
<b>Total</b>	<b>0</b>	<b>0</b>	<b>0</b>	<b>0</b>	<b>1,470,000</b>	<b>15,330,000</b>	<b>0</b>	<b>0</b>	<b>0</b>	<b>0</b>	<b>16,800,000</b>

Funding Sources	2025	2026	2027	2028	2029	2030	2031	2032	2033	2034	Total
CIP Bonds	0	0	0	0	1,470,000	15,330,000	0	0	0	0	16,800,000
<b>Total</b>	<b>0</b>	<b>0</b>	<b>0</b>	<b>0</b>	<b>1,470,000</b>	<b>15,330,000</b>	<b>0</b>	<b>0</b>	<b>0</b>	<b>0</b>	<b>16,800,000</b>

## Project Details

Bloomington, MN

Project # CF-16-005  
 Project Name Equipment Maintenance Garage - New

Total Project Cost	\$28,442,174	Department	City Facilities
Type	Economic-Infrastructure	Category	Facilities
Priority	Tier 1	Status	Active
Useful Life	35 years		

### Description

New equipment garage/maintenance garage is approximately 40,000 square feet. This new building may include the central warehouse, parts room, as well as lockers, and restrooms. This cost does not include any land acquisition that may be required. \*Expenditures may occur over several years. Bonding will generally occur prior to construction.

### Justification

The work load and larger size of vehicles has exceeded the capacity of the current garage. Due to space constraints technology and safety, improvements are limited on the existing footprint.

Prior	Expenditures	2025	2026	2027	2028	2029	2030	2031	2032	2033	2034	Total
1,400,000	Design and Construction	27,042,174	0	0	0	0	0	0	0	0	0	27,042,174
	<b>Total</b>	<b>27,042,174</b>	<b>0</b>	<b>0</b>	<b>0</b>	<b>0</b>	<b>0</b>	<b>0</b>	<b>0</b>	<b>0</b>	<b>0</b>	<b>27,042,174</b>

Prior	Funding Sources	2025	2026	2027	2028	2029	2030	2031	2032	2033	2034	Total
1,400,000	CIP Bonds	27,042,174	0	0	0	0	0	0	0	0	0	27,042,174
	<b>Total</b>	<b>27,042,174</b>	<b>0</b>	<b>0</b>	<b>0</b>	<b>0</b>	<b>0</b>	<b>0</b>	<b>0</b>	<b>0</b>	<b>0</b>	<b>27,042,174</b>

**Project Details**

Bloomington, MN

Project # CF-16-014  
 Project Name Dwan Clubhouse Replacement

Total Project Cost	\$6,900,000	Contact	Parks & Rec Director
Department	City Facilities	Type	Recreation and Social - Infrastructure
Category	Golf Course	Priority	Tier 1
Status	Active	Useful Life	50 years

**Description**

Construct a new clubhouse to replace the current clubhouse at Dwan Golf Clubhouse. \*Expenditures may occur over several years. Bonding will generally occur prior to construction.

**Justification**

Dwan's current clubhouse was built with the golf course in 1970. It underwent a major remodeling in 1986 when the clubhouse was updated and expanded. Since then, the building has had a roof replacement in 2015 and minor updates such as new carpeting, paint and kitchen appliances. The clubhouse is showing signs of age, both internally and externally. A new clubhouse would better serve the needs of customers and the operation. An expanded banquet area could allow the golf course to host larger special events and tournaments. In addition, traffic flow could be improved by reconfiguring check-in and concessions. In 2021, HGA Architects conducted a study on replacing the existing facility with a new building with more square footage and provided a cost estimate for construction. A new HGA study is being conducted in 2021. construction in 2026 and 2027. A community survey and open house was conducted in 2021 to solicit community feedback. This project includes parking lot and site improvements.

<b>Expenditures</b>	<b>2025</b>	<b>2026</b>	<b>2027</b>	<b>2028</b>	<b>2029</b>	<b>2030</b>	<b>2031</b>	<b>2032</b>	<b>2033</b>	<b>2034</b>	<b>Total</b>
Construction	0	0	0	6,900,000	0	0	0	0	0	0	6,900,000
<b>Total</b>	<b>0</b>	<b>0</b>	<b>0</b>	<b>6,900,000</b>	<b>0</b>	<b>0</b>	<b>0</b>	<b>0</b>	<b>0</b>	<b>0</b>	<b>6,900,000</b>

<b>Funding Sources</b>	<b>2025</b>	<b>2026</b>	<b>2027</b>	<b>2028</b>	<b>2029</b>	<b>2030</b>	<b>2031</b>	<b>2032</b>	<b>2033</b>	<b>2034</b>	<b>Total</b>
Charter Bonds	0	0	0	6,900,000	0	0	0	0	0	0	6,900,000
<b>Total</b>	<b>0</b>	<b>0</b>	<b>0</b>	<b>6,900,000</b>	<b>0</b>	<b>0</b>	<b>0</b>	<b>0</b>	<b>0</b>	<b>0</b>	<b>6,900,000</b>

### Project Details

#### Bloomington, MN

Project # CF-16-032  
 Project Name BFAC Improvements & Site Amenities

Total Project Cost	\$10,000,000	Contact	Parks & Rec Director
Department	City Facilities	Type	Recreation and Social - Infrastructure
Category	Aquatic Center	Priority	Tier 3
Status	Active	Useful Life	25 years

#### Description

Add pool amenities per the pool study that will be completed in 2026. Amenities will be added to improve the user experience. The surrounding area of Valley View will be studied if it's determined that the footprint of the pool or related amenities should be expanded to enhance the facility.

#### Justification

The pool needs to be updated to improve user experience and keep it competitive with the outdoor pool market.

Expenditures	2025	2026	2027	2028	2029	2030	2031	2032	2033	2034	Total
Construction	0	0	0	0	0	10,000,000	0	0	0	0	10,000,000
<b>Total</b>	<b>0</b>	<b>0</b>	<b>0</b>	<b>0</b>	<b>0</b>	<b>10,000,000</b>	<b>0</b>	<b>0</b>	<b>0</b>	<b>0</b>	<b>10,000,000</b>

Funding Sources	2025	2026	2027	2028	2029	2030	2031	2032	2033	2034	Total
7700 Facilites Maintenance	0	0	0	0	0	7,000,000	0	0	0	0	7,000,000
Charter Bonds	0	0	0	0	0	3,000,000	0	0	0	0	3,000,000
<b>Total</b>	<b>0</b>	<b>0</b>	<b>0</b>	<b>0</b>	<b>0</b>	<b>10,000,000</b>	<b>0</b>	<b>0</b>	<b>0</b>	<b>0</b>	<b>10,000,000</b>

**Project Details**

Bloomington, MN

Project # CF-18-016  
 Project Name BCA Greenberg Gallery Floor Replacement

Total Project Cost	\$60,000	Contact	Parks & Rec Director
Department	City Facilities	Type	Recreation and Social - Infrastructure
Category	Art Center	Priority	Tier 2
Status	Active	Useful Life	20 years

**Description**  
 Replace wood floor in Greenberg Gallery.

**Justification**  
 Reached end of useful life, originally installed in 2003.

<b>Expenditures</b>	<b>2025</b>	<b>2026</b>	<b>2027</b>	<b>2028</b>	<b>2029</b>	<b>2030</b>	<b>2031</b>	<b>2032</b>	<b>2033</b>	<b>2034</b>	<b>Total</b>
Construction	0	0	0	0	60,000	0	0	0	0	0	60,000
<b>Total</b>	<b>0</b>	<b>0</b>	<b>0</b>	<b>0</b>	<b>60,000</b>	<b>0</b>	<b>0</b>	<b>0</b>	<b>0</b>	<b>0</b>	<b>60,000</b>

<b>Funding Sources</b>	<b>2025</b>	<b>2026</b>	<b>2027</b>	<b>2028</b>	<b>2029</b>	<b>2030</b>	<b>2031</b>	<b>2032</b>	<b>2033</b>	<b>2034</b>	<b>Total</b>
6500 Art Center	0	0	0	0	60,000	0	0	0	0	0	60,000
<b>Total</b>	<b>0</b>	<b>0</b>	<b>0</b>	<b>0</b>	<b>60,000</b>	<b>0</b>	<b>0</b>	<b>0</b>	<b>0</b>	<b>0</b>	<b>60,000</b>



**Project Details**

Bloomington, MN

Project # CF-18-029  
 Project Name Civic Plaza Interior Doors - Police Detention

Total Project Cost	\$202,956	Department	City Facilities
Type	Improvement	Category	Facilities
Priority	Tier 1	Status	Active
Useful Life	15 years		

Description

Civic Plaza Detention Facility Doors - Interior Construction and Conveyance

Justification

Beyond Useful Life - Necessary

Expenditures	2025	2026	2027	2028	2029	2030	2031	2032	2033	2034	Total
Maintenance	0	202,956	0	0	0	0	0	0	0	0	202,956
<b>Total</b>	<b>0</b>	<b>202,956</b>	<b>0</b>	<b>0</b>	<b>0</b>	<b>0</b>	<b>0</b>	<b>0</b>	<b>0</b>	<b>0</b>	<b>202,956</b>

Funding Sources	2025	2026	2027	2028	2029	2030	2031	2032	2033	2034	Total
7700 Facilites Maintenance	0	202,956	0	0	0	0	0	0	0	0	202,956
<b>Total</b>	<b>0</b>	<b>202,956</b>	<b>0</b>	<b>0</b>	<b>0</b>	<b>0</b>	<b>0</b>	<b>0</b>	<b>0</b>	<b>0</b>	<b>202,956</b>

**Project Details**

Bloomington, MN

Project # CF-18-030  
 Project Name Public Works Fire Alarm System

Total Project Cost	\$100,000	Department	City Facilities
Type	Improvement	Category	Facilities
Priority	Tier 1	Status	Active
Useful Life	15 years		

**Description**  
 Public Works Fire Alarm Electrical System

**Justification**  
 Beyond Useful Life - Necessary

<b>Expenditures</b>	<b>2025</b>	<b>2026</b>	<b>2027</b>	<b>2028</b>	<b>2029</b>	<b>2030</b>	<b>2031</b>	<b>2032</b>	<b>2033</b>	<b>2034</b>	<b>Total</b>
Maintenance	100,000	0	0	0	0	0	0	0	0	0	100,000
<b>Total</b>	<b>100,000</b>	<b>0</b>	<b>0</b>	<b>0</b>	<b>0</b>	<b>0</b>	<b>0</b>	<b>0</b>	<b>0</b>	<b>0</b>	<b>100,000</b>

<b>Funding Sources</b>	<b>2025</b>	<b>2026</b>	<b>2027</b>	<b>2028</b>	<b>2029</b>	<b>2030</b>	<b>2031</b>	<b>2032</b>	<b>2033</b>	<b>2034</b>	<b>Total</b>
7700 Facilites Maintenance	100,000	0	0	0	0	0	0	0	0	0	100,000
<b>Total</b>	<b>100,000</b>	<b>0</b>	<b>0</b>	<b>0</b>	<b>0</b>	<b>0</b>	<b>0</b>	<b>0</b>	<b>0</b>	<b>0</b>	<b>100,000</b>

**Project Details**

Bloomington, MN

Project # CF-18-032  
 Project Name Western Maintenance Overhead Doors

Total Project Cost	\$65,000	Department	City Facilities
Type	Improvement	Category	Facilities
Priority	Tier 1	Status	Active
Useful Life	20 years		

**Description**  
 Western Maintenance Overhead Sectional Doors; Electric Operation - Exterior

**Justification**  
 Beyond Useful Life - Necessary

<b>Expenditures</b>	<b>2025</b>	<b>2026</b>	<b>2027</b>	<b>2028</b>	<b>2029</b>	<b>2030</b>	<b>2031</b>	<b>2032</b>	<b>2033</b>	<b>2034</b>	<b>Total</b>
Maintenance	0	65,000	0	0	0	0	0	0	0	0	65,000
<b>Total</b>	<b>0</b>	<b>65,000</b>	<b>0</b>	<b>0</b>	<b>0</b>	<b>0</b>	<b>0</b>	<b>0</b>	<b>0</b>	<b>0</b>	<b>65,000</b>

<b>Funding Sources</b>	<b>2025</b>	<b>2026</b>	<b>2027</b>	<b>2028</b>	<b>2029</b>	<b>2030</b>	<b>2031</b>	<b>2032</b>	<b>2033</b>	<b>2034</b>	<b>Total</b>
7700 Facilites Maintenance	0	65,000	0	0	0	0	0	0	0	0	65,000
<b>Total</b>	<b>0</b>	<b>65,000</b>	<b>0</b>	<b>0</b>	<b>0</b>	<b>0</b>	<b>0</b>	<b>0</b>	<b>0</b>	<b>0</b>	<b>65,000</b>

**Project Details**

Bloomington, MN

Project # CF-18-037  
 Project Name Animal Shelter

Total Project Cost	\$5,000,000	Contact	Maintenance Superintendent
Department	City Facilities	Type	Improvement
Category	Facilities	Priority	Tier 1
Status	Active	Useful Life	40 years

**Description**

Build a new animal shelter. \*Expenditures may occur over several years. Bonding will generally occur prior to construction.

**Justification**

Current Animal Shelter is housed in a 1962 building that was converted to shelter use in the mid-1960s. Existing 1650 sq. ft. is inadequate to provide proper separation of animals and office space. Kennel construction does not meet current stands, and allows for contact between animals creating opportunities for injury or spread of disease. Drainage systems are inadequate and allow animal waste to enter multiple kennels. Heating and ventilation systems are also inadequate, with very cold temperatures inside during winter months.

Expenditures	2025	2026	2027	2028	2029	2030	2031	2032	2033	2034	Total
Construction	0	0	0	5,000,000	0	0	0	0	0	0	5,000,000
<b>Total</b>	<b>0</b>	<b>0</b>	<b>0</b>	<b>5,000,000</b>	<b>0</b>	<b>0</b>	<b>0</b>	<b>0</b>	<b>0</b>	<b>0</b>	<b>5,000,000</b>

Funding Sources	2025	2026	2027	2028	2029	2030	2031	2032	2033	2034	Total
Charter Bonds	0	0	0	5,000,000	0	0	0	0	0	0	5,000,000
<b>Total</b>	<b>0</b>	<b>0</b>	<b>0</b>	<b>5,000,000</b>	<b>0</b>	<b>0</b>	<b>0</b>	<b>0</b>	<b>0</b>	<b>0</b>	<b>5,000,000</b>

**Project Details**

Bloomington, MN

**Project #** CF-19-006  
**Project Name** Dwan Golf Course Renovation Plan A

<b>Total Project Cost</b>	\$4,000,000	<b>Contact</b>	Parks & Rec Director
<b>Department</b>	City Facilities	<b>Type</b>	Recreation and Social - Infrastructure
<b>Category</b>	Golf Course	<b>Priority</b>	Tier 1
<b>Status</b>	Active	<b>Useful Life</b>	50 years

**Description**

A course master plan was completed in 2021. The design includes the renovation of existing bunkers to include new sand, drainage, bunker liners and replacement of greenside and tee irrigation. Also included in the master plan are other course renovations that improve sight-lines, safety and the overall play-ability of the course. \*Expenditures may occur over several years. Bonding will generally occur prior to construction.

**Justification**

Bunkers typically have a life-span of approximately 20 years. The bunkers at Dwan are approaching 50 years old and are a constant complaint of the patrons and customers.

<b>Expenditures</b>	<b>2025</b>	<b>2026</b>	<b>2027</b>	<b>2028</b>	<b>2029</b>	<b>2030</b>	<b>2031</b>	<b>2032</b>	<b>2033</b>	<b>2034</b>	<b>Total</b>
Design and Construction	0	0	0	4,000,000	0	0	0	0	0	0	4,000,000
<b>Total</b>	<b>0</b>	<b>0</b>	<b>0</b>	<b>4,000,000</b>	<b>0</b>	<b>0</b>	<b>0</b>	<b>0</b>	<b>0</b>	<b>0</b>	<b>4,000,000</b>

<b>Funding Sources</b>	<b>2025</b>	<b>2026</b>	<b>2027</b>	<b>2028</b>	<b>2029</b>	<b>2030</b>	<b>2031</b>	<b>2032</b>	<b>2033</b>	<b>2034</b>	<b>Total</b>
Charter Bonds	0	0	0	4,000,000	0	0	0	0	0	0	4,000,000
<b>Total</b>	<b>0</b>	<b>0</b>	<b>0</b>	<b>4,000,000</b>	<b>0</b>	<b>0</b>	<b>0</b>	<b>0</b>	<b>0</b>	<b>0</b>	<b>4,000,000</b>

**Project Details**

Bloomington, MN

Project # CF-19-013  
 Project Name BCA Replace Furniture

Total Project Cost \$100,000 Contact Parks & Rec Director  
 Department City Facilities Type Recreation and Social - Infrastructure  
 Category Art Center Priority Tier 2  
 Status Active

**Description**  
 Replace backstage, rehearsal hall and art studio furniture, tables, chairs, etc.

**Justification**  
 Furniture is beyond useful life and/or repair and needs replacement.

<b>Expenditures</b>	<b>2025</b>	<b>2026</b>	<b>2027</b>	<b>2028</b>	<b>2029</b>	<b>2030</b>	<b>2031</b>	<b>2032</b>	<b>2033</b>	<b>2034</b>	<b>Total</b>
Equipment	0	0	0	0	100,000	0	0	0	0	0	100,000
<b>Total</b>	<b>0</b>	<b>0</b>	<b>0</b>	<b>0</b>	<b>100,000</b>	<b>0</b>	<b>0</b>	<b>0</b>	<b>0</b>	<b>0</b>	<b>100,000</b>

<b>Funding Sources</b>	<b>2025</b>	<b>2026</b>	<b>2027</b>	<b>2028</b>	<b>2029</b>	<b>2030</b>	<b>2031</b>	<b>2032</b>	<b>2033</b>	<b>2034</b>	<b>Total</b>
6500 Art Center	0	0	0	0	100,000	0	0	0	0	0	100,000
<b>Total</b>	<b>0</b>	<b>0</b>	<b>0</b>	<b>0</b>	<b>100,000</b>	<b>0</b>	<b>0</b>	<b>0</b>	<b>0</b>	<b>0</b>	<b>100,000</b>

**Project Details**

Bloomington, MN

Project # CF-19-051  
 Project Name BFAC Replace Water Slide

Total Project Cost	\$75,000	Contact	Parks & Rec Director
Department	City Facilities	Type	Recreation and Social - Infrastructure
Category	Aquatic Center	Priority	Tier 1
Status	Active	Useful Life	20 years

**Description**

Replacement of the drop water slide.

**Justification**

Water slide is beyond useful life.

<b>Expenditures</b>	<b>2025</b>	<b>2026</b>	<b>2027</b>	<b>2028</b>	<b>2029</b>	<b>2030</b>	<b>2031</b>	<b>2032</b>	<b>2033</b>	<b>2034</b>	<b>Total</b>
Design and Construction	75,000	0	0	0	0	0	0	0	0	0	75,000
<b>Total</b>	<b>75,000</b>	<b>0</b>	<b>0</b>	<b>0</b>	<b>0</b>	<b>0</b>	<b>0</b>	<b>0</b>	<b>0</b>	<b>0</b>	<b>75,000</b>

<b>Funding Sources</b>	<b>2025</b>	<b>2026</b>	<b>2027</b>	<b>2028</b>	<b>2029</b>	<b>2030</b>	<b>2031</b>	<b>2032</b>	<b>2033</b>	<b>2034</b>	<b>Total</b>
6550 Aquatics	75,000	0	0	0	0	0	0	0	0	0	75,000
<b>Total</b>	<b>75,000</b>	<b>0</b>	<b>0</b>	<b>0</b>	<b>0</b>	<b>0</b>	<b>0</b>	<b>0</b>	<b>0</b>	<b>0</b>	<b>75,000</b>

**Project Details**

Bloomington, MN

**Project #** CF-20-008  
**Project Name** BCA Gallery Light Fixtures & Personal Lift Replace

<b>Total Project Cost</b>	\$50,000	<b>Contact</b>	Parks & Rec Director
<b>Department</b>	City Facilities	<b>Type</b>	Improvement
<b>Category</b>	Art Center	<b>Priority</b>	Tier 1
<b>Status</b>	Active	<b>Useful Life</b>	15 years

**Description**

Replace gallery lighting track lighting system with improved technology, energy efficient fixtures and LED bulbs. Lighting system originally installed in 2003. Replace BCA personal lift equipment. Originally purchased for \$5,266 in 2003.

**Justification**

Original installed in 2003, replacement parts are unavailable. Newer track lighting will not only look better, but will be more energy efficient. Fixture wiring can corrode and become a fire and safety issue if not maintained and replaced properly. Personal lift has become less dependable, despite annual inspections. It's reached the end of it's useful life.

<b>Expenditures</b>	<b>2025</b>	<b>2026</b>	<b>2027</b>	<b>2028</b>	<b>2029</b>	<b>2030</b>	<b>2031</b>	<b>2032</b>	<b>2033</b>	<b>2034</b>	<b>Total</b>
Design and Construction	0	50,000	0	0	0	0	0	0	0	0	50,000
<b>Total</b>	<b>0</b>	<b>50,000</b>	<b>0</b>	<b>0</b>	<b>0</b>	<b>0</b>	<b>0</b>	<b>0</b>	<b>0</b>	<b>0</b>	<b>50,000</b>

<b>Funding Sources</b>	<b>2025</b>	<b>2026</b>	<b>2027</b>	<b>2028</b>	<b>2029</b>	<b>2030</b>	<b>2031</b>	<b>2032</b>	<b>2033</b>	<b>2034</b>	<b>Total</b>
6500 Art Center	0	50,000	0	0	0	0	0	0	0	0	50,000
<b>Total</b>	<b>0</b>	<b>50,000</b>	<b>0</b>	<b>0</b>	<b>0</b>	<b>0</b>	<b>0</b>	<b>0</b>	<b>0</b>	<b>0</b>	<b>50,000</b>



**Project Details**

Bloomington, MN

Project # CF-21-010  
 Project Name BCA Dance Studio and Rehearsal Hall Floor Replace

Total Project Cost	\$100,000	Contact	Parks & Rec Director
Department	City Facilities	Type	Recreation and Social - Infrastructure
Category	Art Center	Priority	Tier 2
Status	Active	Useful Life	20 years

**Description**  
 Replace wood floor in the Dance Studio and Rehearsal Hall.

**Justification**  
 Reached useful life, original installed in 2003.

<b>Expenditures</b>	<b>2025</b>	<b>2026</b>	<b>2027</b>	<b>2028</b>	<b>2029</b>	<b>2030</b>	<b>2031</b>	<b>2032</b>	<b>2033</b>	<b>2034</b>	<b>Total</b>
Design and Construction	0	0	0	100,000	0	0	0	0	0	0	100,000
<b>Total</b>	<b>0</b>	<b>0</b>	<b>0</b>	<b>100,000</b>	<b>0</b>	<b>0</b>	<b>0</b>	<b>0</b>	<b>0</b>	<b>0</b>	<b>100,000</b>

<b>Funding Sources</b>	<b>2025</b>	<b>2026</b>	<b>2027</b>	<b>2028</b>	<b>2029</b>	<b>2030</b>	<b>2031</b>	<b>2032</b>	<b>2033</b>	<b>2034</b>	<b>Total</b>
6500 Art Center	0	0	0	100,000	0	0	0	0	0	0	100,000
<b>Total</b>	<b>0</b>	<b>0</b>	<b>0</b>	<b>100,000</b>	<b>0</b>	<b>0</b>	<b>0</b>	<b>0</b>	<b>0</b>	<b>0</b>	<b>100,000</b>

**Project Details**

Bloomington, MN

**Project #** CF-21-012  
**Project Name** BCA Electric Kilns Replacement

<b>Total Project Cost</b>	\$50,000	<b>Contact</b>	Parks & Rec Director
<b>Department</b>	City Facilities	<b>Type</b>	Recreation and Social - Infrastructure
<b>Category</b>	Art Center	<b>Priority</b>	Tier 2
<b>Status</b>	Active	<b>Useful Life</b>	15 years

**Description**

The two-three electric kilns in the ceramics studio have reached the end of their useful life and have started to falter in performance. In addition, an upgraded ventilation system is needed in the kiln room for health, safety, and functionality

**Justification**

Kilns are getting old and need increasing maintenance and replacement parts. Ventilations system needs to be upgraded to keep up with use and health and safety needs.

<b>Expenditures</b>	<b>2025</b>	<b>2026</b>	<b>2027</b>	<b>2028</b>	<b>2029</b>	<b>2030</b>	<b>2031</b>	<b>2032</b>	<b>2033</b>	<b>2034</b>	<b>Total</b>
Construction	0	0	0	50,000	0	0	0	0	0	0	50,000
<b>Total</b>	<b>0</b>	<b>0</b>	<b>0</b>	<b>50,000</b>	<b>0</b>	<b>0</b>	<b>0</b>	<b>0</b>	<b>0</b>	<b>0</b>	<b>50,000</b>

<b>Funding Sources</b>	<b>2025</b>	<b>2026</b>	<b>2027</b>	<b>2028</b>	<b>2029</b>	<b>2030</b>	<b>2031</b>	<b>2032</b>	<b>2033</b>	<b>2034</b>	<b>Total</b>
6500 Art Center	0	0	0	50,000	0	0	0	0	0	0	50,000
<b>Total</b>	<b>0</b>	<b>0</b>	<b>0</b>	<b>50,000</b>	<b>0</b>	<b>0</b>	<b>0</b>	<b>0</b>	<b>0</b>	<b>0</b>	<b>50,000</b>

**Project Details**

Bloomington, MN

Project # CF-21-013  
 Project Name BCA Event Furniture and Soft Goods Replacement

Total Project Cost	\$78,000	Contact	Parks & Rec Director
Department	City Facilities	Type	Recreation and Social - Infrastructure
Category	Art Center	Priority	Tier 1
Status	Active	Useful Life	15 years

**Description**

Replace stackable event chairs and soft goods (includes; tables clothes, table skirts, clips, etc.) for general events at BCA.

**Justification**

BCA event chairs were reupholstered in 2018 to make them last a little longer. We need to purchase better quality, easily cleaned and stackable event chairs for the BCA. This includes rolling carts for stacked chairs. We also need to replace the table clothes, table skirts and clips as the old ones are showing wear and stains.

<b>Expenditures</b>	<b>2025</b>	<b>2026</b>	<b>2027</b>	<b>2028</b>	<b>2029</b>	<b>2030</b>	<b>2031</b>	<b>2032</b>	<b>2033</b>	<b>2034</b>	<b>Total</b>
Construction	78,000	0	0	0	0	0	0	0	0	0	78,000
<b>Total</b>	<b>78,000</b>	<b>0</b>	<b>0</b>	<b>0</b>	<b>0</b>	<b>0</b>	<b>0</b>	<b>0</b>	<b>0</b>	<b>0</b>	<b>78,000</b>

<b>Funding Sources</b>	<b>2025</b>	<b>2026</b>	<b>2027</b>	<b>2028</b>	<b>2029</b>	<b>2030</b>	<b>2031</b>	<b>2032</b>	<b>2033</b>	<b>2034</b>	<b>Total</b>
6500 Art Center	78,000	0	0	0	0	0	0	0	0	0	78,000
<b>Total</b>	<b>78,000</b>	<b>0</b>	<b>0</b>	<b>0</b>	<b>0</b>	<b>0</b>	<b>0</b>	<b>0</b>	<b>0</b>	<b>0</b>	<b>78,000</b>

**Project Details**

Bloomington, MN

**Project #** CF-21-015  
**Project Name** BCA Gas Kiln and Ventilation Replacement

<b>Total Project Cost</b>	\$90,000	<b>Contact</b>	Parks & Rec Director
<b>Department</b>	City Facilities	<b>Type</b>	Recreation and Social - Infrastructure
<b>Category</b>	Art Center	<b>Priority</b>	Tier 2
<b>Status</b>	Active	<b>Useful Life</b>	15 years

**Description**

The large Bailey gas kiln in the ceramics studio has reached the end of it's functional life. This kiln is 20+ years old and in need of replacement for health, safety and functionality reasons. In addition, an upgraded ventilation system is needed in the kiln room for health, safety, and functionality.

**Justification**

Kilns are getting old and need increasing maintenance and replacement parts. Ventilations system needs to be upgraded to keep up with use and health and safety needs.

<b>Expenditures</b>	<b>2025</b>	<b>2026</b>	<b>2027</b>	<b>2028</b>	<b>2029</b>	<b>2030</b>	<b>2031</b>	<b>2032</b>	<b>2033</b>	<b>2034</b>	<b>Total</b>
Construction	0	0	0	90,000	0	0	0	0	0	0	90,000
<b>Total</b>	<b>0</b>	<b>0</b>	<b>0</b>	<b>90,000</b>	<b>0</b>	<b>0</b>	<b>0</b>	<b>0</b>	<b>0</b>	<b>0</b>	<b>90,000</b>

<b>Funding Sources</b>	<b>2025</b>	<b>2026</b>	<b>2027</b>	<b>2028</b>	<b>2029</b>	<b>2030</b>	<b>2031</b>	<b>2032</b>	<b>2033</b>	<b>2034</b>	<b>Total</b>
6500 Art Center	0	0	0	90,000	0	0	0	0	0	0	90,000
<b>Total</b>	<b>0</b>	<b>0</b>	<b>0</b>	<b>90,000</b>	<b>0</b>	<b>0</b>	<b>0</b>	<b>0</b>	<b>0</b>	<b>0</b>	<b>90,000</b>

2025 thru 2034

## Project Details

Bloomington, MN

Project # CF-21-018  
 Project Name BCA Piano Replacement

Total Project Cost	\$80,000	Contact	Parks & Rec Director
Department	City Facilities	Type	Recreation and Social - Infrastructure
Category	Art Center	Priority	Tier 3
Status	Active	Useful Life	15 years

### Description

Purchase Upright pianos for general use and rental in BCA rehearsal hall and classroom areas - 4 (Kwai UST8 or similar). Purchase a new concert quality baby grand piano for Schneider Theater.

### Justification

Three NEW pianos were purchased in 2019 for between \$8,000-\$12,000 depending on the kind/purpose of the piano. Currently (in 2020) the BCA has 4 upright pianos (3 new ones) and one baby grand piano in the Schneider Theater. The upright piano upstairs was not replaced in 2019. Lifespan depends on how well the pianos are maintained and the impact of weather/humidity on the pianos. Pianos purchased from Piano World in 2019 with combined funds from BCA, Angelica Cantanti and Artistry.

Expenditures	2025	2026	2027	2028	2029	2030	2031	2032	2033	2034	Total
Construction	0	0	0	0	0	0	80,000	0	0	0	80,000
<b>Total</b>	<b>0</b>	<b>0</b>	<b>0</b>	<b>0</b>	<b>0</b>	<b>0</b>	<b>80,000</b>	<b>0</b>	<b>0</b>	<b>0</b>	<b>80,000</b>

Funding Sources	2025	2026	2027	2028	2029	2030	2031	2032	2033	2034	Total
6500 Art Center	0	0	0	0	0	0	80,000	0	0	0	80,000
<b>Total</b>	<b>0</b>	<b>0</b>	<b>0</b>	<b>0</b>	<b>0</b>	<b>0</b>	<b>80,000</b>	<b>0</b>	<b>0</b>	<b>0</b>	<b>80,000</b>

**Project Details**

Bloomington, MN

Project # CF-21-023  
 Project Name BCA Schneider Theater Hydraulic Lift System

Total Project Cost	\$850,000	Contact	Parks & Rec Director
Department	City Facilities	Type	Recreation and Social - Infrastructure
Category	Art Center	Priority	Tier 1
Status	Active	Useful Life	20 years

**Description**

Lift original to building in 2003. Is reaching the end of it's useful life.

**Justification**

For general safety of facility users, and to keep with updated safety codes, the orchestra pit/stage lift in the Schneider Theater should be replaced with a newer version.

<b>Expenditures</b>	<b>2025</b>	<b>2026</b>	<b>2027</b>	<b>2028</b>	<b>2029</b>	<b>2030</b>	<b>2031</b>	<b>2032</b>	<b>2033</b>	<b>2034</b>	<b>Total</b>
Construction	0	850,000	0	0	0	0	0	0	0	0	850,000
<b>Total</b>	<b>0</b>	<b>850,000</b>	<b>0</b>	<b>0</b>	<b>0</b>	<b>0</b>	<b>0</b>	<b>0</b>	<b>0</b>	<b>0</b>	<b>850,000</b>

<b>Funding Sources</b>	<b>2025</b>	<b>2026</b>	<b>2027</b>	<b>2028</b>	<b>2029</b>	<b>2030</b>	<b>2031</b>	<b>2032</b>	<b>2033</b>	<b>2034</b>	<b>Total</b>
6500 Art Center	0	850,000	0	0	0	0	0	0	0	0	850,000
<b>Total</b>	<b>0</b>	<b>850,000</b>	<b>0</b>	<b>0</b>	<b>0</b>	<b>0</b>	<b>0</b>	<b>0</b>	<b>0</b>	<b>0</b>	<b>850,000</b>

**Project Details**

Bloomington, MN

**Project #** CF-21-025  
**Project Name** BCA Schneider Theater Performance (Projection)

<b>Total Project Cost</b>	\$250,000	<b>Contact</b>	Parks & Rec Director
<b>Department</b>	City Facilities	<b>Type</b>	Recreation and Social - Infrastructure
<b>Category</b>	Art Center	<b>Priority</b>	Tier 2
<b>Status</b>	Active	<b>Useful Life</b>	10 years

**Description**

Design and install 3-4 performance-specific high-resolution projectors for the Schneider Theater stage. These projectors would enhance user/audience experience and productions, concerts, improve the capabilities for and other arts and culture events and performances. These projectors would run independently of the single projector installed by the City's communications department which is configured only for presentation purposes and NOT theatrical uses.

**Justification**

Theatrical projections systems are becoming the standard for theater venues as this greatly improves the complexity and capabilities of visually modifying a space. This improvement would increase artist and audience experience and make previously unattainable performances and concerts feasible. In addition, projection capabilities cuts down on the cost for set pieces, drops, etc. for performances.

<b>Expenditures</b>	<b>2025</b>	<b>2026</b>	<b>2027</b>	<b>2028</b>	<b>2029</b>	<b>2030</b>	<b>2031</b>	<b>2032</b>	<b>2033</b>	<b>2034</b>	<b>Total</b>
Equipment	0	0	0	0	250,000	0	0	0	0	0	250,000
<b>Total</b>	<b>0</b>	<b>0</b>	<b>0</b>	<b>0</b>	<b>250,000</b>	<b>0</b>	<b>0</b>	<b>0</b>	<b>0</b>	<b>0</b>	<b>250,000</b>

<b>Funding Sources</b>	<b>2025</b>	<b>2026</b>	<b>2027</b>	<b>2028</b>	<b>2029</b>	<b>2030</b>	<b>2031</b>	<b>2032</b>	<b>2033</b>	<b>2034</b>	<b>Total</b>
6500 Art Center	0	0	0	0	250,000	0	0	0	0	0	250,000
<b>Total</b>	<b>0</b>	<b>0</b>	<b>0</b>	<b>0</b>	<b>250,000</b>	<b>0</b>	<b>0</b>	<b>0</b>	<b>0</b>	<b>0</b>	<b>250,000</b>

## Project Details

### Bloomington, MN

**Project #** CF-21-027  
**Project Name** BCA Storage Additions

<b>Total Project Cost</b>	\$644,000	<b>Contact</b>	Parks & Rec Director
<b>Department</b>	City Facilities	<b>Type</b>	Recreation and Social - Infrastructure
<b>Category</b>	Art Center	<b>Priority</b>	Tier 2
<b>Status</b>	Active	<b>Useful Life</b>	30 years

#### Description

This project intends to plan, construct, and implement use of a storage facility on the southeast lawn of BCA, near the existing Dance Studio. The space would primarily house event equipment currently scattered throughout the building, including: Event tables and chairs, audio/video event equipment, Farmer’s Market supplies, theatrical equipment, and pianos.

This project also includes implementation of BCA storage by loading dock and/or NE corner of building. Right now storage is scarce for all City departments and leasing resident arts organizations. Storage for event furniture, theater furniture/musical furniture (chairs and music stands, etc.), stage equipment/set pieces, and general BCA equipment is becoming necessary.

#### Justification

BCA has struggled with storage needs since the facility opened, having few dedicated spaces in the original design. Event equipment primarily lives within the event rooms currently, creating issues on certain days when the room schedules are full and equipment has no place to be properly stored. Audio and video equipment are kept in small closets that are perpetually overflowing. The loading dock is currently used for equipment storage, making temporary storage of delivered items (the original intent of the use of space) impossible.

<b>Expenditures</b>	<b>2025</b>	<b>2026</b>	<b>2027</b>	<b>2028</b>	<b>2029</b>	<b>2030</b>	<b>2031</b>	<b>2032</b>	<b>2033</b>	<b>2034</b>	<b>Total</b>
Design and Construction	0	0	644,000	0	0	0	0	0	0	0	644,000
<b>Total</b>	<b>0</b>	<b>0</b>	<b>644,000</b>	<b>0</b>	<b>0</b>	<b>0</b>	<b>0</b>	<b>0</b>	<b>0</b>	<b>0</b>	<b>644,000</b>

<b>Funding Sources</b>	<b>2025</b>	<b>2026</b>	<b>2027</b>	<b>2028</b>	<b>2029</b>	<b>2030</b>	<b>2031</b>	<b>2032</b>	<b>2033</b>	<b>2034</b>	<b>Total</b>
6500 Art Center	0	0	644,000	0	0	0	0	0	0	0	644,000
<b>Total</b>	<b>0</b>	<b>0</b>	<b>644,000</b>	<b>0</b>	<b>0</b>	<b>0</b>	<b>0</b>	<b>0</b>	<b>0</b>	<b>0</b>	<b>644,000</b>



**Project Details**

Bloomington, MN

**Project #** CF-21-033  
**Project Name** BIG Electric Zamboni Replacement

<b>Total Project Cost</b>	\$360,500	<b>Contact</b>	Parks & Rec Director
<b>Department</b>	City Facilities	<b>Type</b>	Recreation and Social - Infrastructure
<b>Category</b>	Ice Garden	<b>Priority</b>	Tier 3
<b>Status</b>	Active	<b>Useful Life</b>	15 years

**Description**

2030: Replace Zambonis that are reaching their useful life expectancy. Project listed to occur for \$150,000 in 2030 (replaces the Zamboni purchased in 2015).  
 2033: Replace Zamboni that is reaching its useful life expectancy. Approximate price after trade in of old equipment is estimated at \$193,500 in 2033 (replaces the Zamboni purchased in 2018).

**Justification**

Current Zamboni equipment is reaching its useful life expectancy.

<b>Expenditures</b>	<b>2025</b>	<b>2026</b>	<b>2027</b>	<b>2028</b>	<b>2029</b>	<b>2030</b>	<b>2031</b>	<b>2032</b>	<b>2033</b>	<b>2034</b>	<b>Total</b>
Equipment	0	0	0	0	0	167,000	0	0	193,500	0	360,500
<b>Total</b>	<b>0</b>	<b>0</b>	<b>0</b>	<b>0</b>	<b>0</b>	<b>167,000</b>	<b>0</b>	<b>0</b>	<b>193,500</b>	<b>0</b>	<b>360,500</b>

<b>Funding Sources</b>	<b>2025</b>	<b>2026</b>	<b>2027</b>	<b>2028</b>	<b>2029</b>	<b>2030</b>	<b>2031</b>	<b>2032</b>	<b>2033</b>	<b>2034</b>	<b>Total</b>
6450 Ice Garden	0	0	0	0	0	167,000	0	0	193,500	0	360,500
<b>Total</b>	<b>0</b>	<b>0</b>	<b>0</b>	<b>0</b>	<b>0</b>	<b>167,000</b>	<b>0</b>	<b>0</b>	<b>193,500</b>	<b>0</b>	<b>360,500</b>

**Project Details**

Bloomington, MN

Project # CF-21-040  
 Project Name Civic Plaza Carpet

Total Project Cost	\$1,853,043	Department	City Facilities
Type	Improvement	Category	Facilities
Priority	Tier 1	Status	Active
Useful Life	10 years		

**Description**

In public uses the life expectancy of carpet is 10 years. The Carpet in the lobby was replaced in 2014, the stairs 2015 and the main office areas in 2017.

**Justification**

Carpet will have exceeded its life expectancy and will be worn, stained and faded.

<b>Expenditures</b>	<b>2025</b>	<b>2026</b>	<b>2027</b>	<b>2028</b>	<b>2029</b>	<b>2030</b>	<b>2031</b>	<b>2032</b>	<b>2033</b>	<b>2034</b>	<b>Total</b>
Maintenance	0	1,853,043	0	0	0	0	0	0	0	0	1,853,043
<b>Total</b>	<b>0</b>	<b>1,853,043</b>	<b>0</b>	<b>0</b>	<b>0</b>	<b>0</b>	<b>0</b>	<b>0</b>	<b>0</b>	<b>0</b>	<b>1,853,043</b>

<b>Funding Sources</b>	<b>2025</b>	<b>2026</b>	<b>2027</b>	<b>2028</b>	<b>2029</b>	<b>2030</b>	<b>2031</b>	<b>2032</b>	<b>2033</b>	<b>2034</b>	<b>Total</b>
7700 Facilites Maintenance	0	1,853,043	0	0	0	0	0	0	0	0	1,853,043
<b>Total</b>	<b>0</b>	<b>1,853,043</b>	<b>0</b>	<b>0</b>	<b>0</b>	<b>0</b>	<b>0</b>	<b>0</b>	<b>0</b>	<b>0</b>	<b>1,853,043</b>

**Project Details**

Bloomington, MN

Project # CF-21-041  
 Project Name Civic Plaza Public Address System

Total Project Cost	\$562,000	Department	City Facilities
Type	Improvement	Category	Facilities
Priority	Tier 1	Status	Active
Useful Life	15 years		

**Description**

The Civic Plaza Public Address Sytem although rarely used is an important part of safety at Civic Plaza.

**Justification**

These types of systems have a life expectancy of 15 years. Rapidly changing technology makes maintaing and updating these systems challenging.

<b>Expenditures</b>	<b>2025</b>	<b>2026</b>	<b>2027</b>	<b>2028</b>	<b>2029</b>	<b>2030</b>	<b>2031</b>	<b>2032</b>	<b>2033</b>	<b>2034</b>	<b>Total</b>
Maintenance	0	562,000	0	0	0	0	0	0	0	0	562,000
<b>Total</b>	<b>0</b>	<b>562,000</b>	<b>0</b>	<b>0</b>	<b>0</b>	<b>0</b>	<b>0</b>	<b>0</b>	<b>0</b>	<b>0</b>	<b>562,000</b>

<b>Funding Sources</b>	<b>2025</b>	<b>2026</b>	<b>2027</b>	<b>2028</b>	<b>2029</b>	<b>2030</b>	<b>2031</b>	<b>2032</b>	<b>2033</b>	<b>2034</b>	<b>Total</b>
7700 Facilites Maintenance	0	562,000	0	0	0	0	0	0	0	0	562,000
<b>Total</b>	<b>0</b>	<b>562,000</b>	<b>0</b>	<b>0</b>	<b>0</b>	<b>0</b>	<b>0</b>	<b>0</b>	<b>0</b>	<b>0</b>	<b>562,000</b>

**Project Details**

Bloomington, MN

Project # CF-21-042  
 Project Name Public Works North Roof

Total Project Cost	\$1,200,000	Department	City Facilities
Type	Improvement	Category	Facilities
Priority	Tier 1	Status	Active
Useful Life	20 years		

**Description**

This roof is a EPDM Ballasted Roof original to the building in 2005. The building houses large equipment, Utility Area, Police Storage and the Fleet Wash System.

**Justification**

This type of roof has a 20 year life expectancy. Staff will monitor and maintain roof condition for replacement.

<b>Expenditures</b>	<b>2025</b>	<b>2026</b>	<b>2027</b>	<b>2028</b>	<b>2029</b>	<b>2030</b>	<b>2031</b>	<b>2032</b>	<b>2033</b>	<b>2034</b>	<b>Total</b>
Maintenance	0	1,200,000	0	0	0	0	0	0	0	0	1,200,000
<b>Total</b>	<b>0</b>	<b>1,200,000</b>	<b>0</b>	<b>0</b>	<b>0</b>	<b>0</b>	<b>0</b>	<b>0</b>	<b>0</b>	<b>0</b>	<b>1,200,000</b>

<b>Funding Sources</b>	<b>2025</b>	<b>2026</b>	<b>2027</b>	<b>2028</b>	<b>2029</b>	<b>2030</b>	<b>2031</b>	<b>2032</b>	<b>2033</b>	<b>2034</b>	<b>Total</b>
7700 Facilites Maintenance	0	1,200,000	0	0	0	0	0	0	0	0	1,200,000
<b>Total</b>	<b>0</b>	<b>1,200,000</b>	<b>0</b>	<b>0</b>	<b>0</b>	<b>0</b>	<b>0</b>	<b>0</b>	<b>0</b>	<b>0</b>	<b>1,200,000</b>

**Project Details**

Bloomington, MN

Project # CF-21-045  
 Project Name Civic Plaza Perimeter Heat

Total Project Cost	\$3,727,513	Department	City Facilities
Type	Improvement	Category	Facilities
Priority	Tier 2	Status	Active
Useful Life	20 years		

**Description**

This system encompasses Civic Plaza's wall heating system. The life expectancy for this system is 18 years.

**Justification**

As this system ages out the maintenance will increase and part availability will become an issue. This system provides the lower heat in the office areas.

<b>Expenditures</b>	<b>2025</b>	<b>2026</b>	<b>2027</b>	<b>2028</b>	<b>2029</b>	<b>2030</b>	<b>2031</b>	<b>2032</b>	<b>2033</b>	<b>2034</b>	<b>Total</b>
Maintenance	0	0	0	0	3,727,513	0	0	0	0	0	3,727,513
<b>Total</b>	<b>0</b>	<b>0</b>	<b>0</b>	<b>0</b>	<b>3,727,513</b>	<b>0</b>	<b>0</b>	<b>0</b>	<b>0</b>	<b>0</b>	<b>3,727,513</b>

<b>Funding Sources</b>	<b>2025</b>	<b>2026</b>	<b>2027</b>	<b>2028</b>	<b>2029</b>	<b>2030</b>	<b>2031</b>	<b>2032</b>	<b>2033</b>	<b>2034</b>	<b>Total</b>
7700 Facilites Maintenance	0	0	0	0	3,727,513	0	0	0	0	0	3,727,513
<b>Total</b>	<b>0</b>	<b>0</b>	<b>0</b>	<b>0</b>	<b>3,727,513</b>	<b>0</b>	<b>0</b>	<b>0</b>	<b>0</b>	<b>0</b>	<b>3,727,513</b>

**Project Details**

Bloomington, MN

Project # CF-21-048  
 Project Name Fire Station 1 Renovation and Addition

Total Project Cost	\$15,750,000	Department	City Facilities
Type	Improvement	Category	Facilities
Priority	Tier 1	Status	Active
Useful Life	20 years		

**Description**  
 Fire Station 1 was built in 1993 and has five bays totaling 23,379 square feet. This station does not have adequate space for a 24/7 operation. This upgrade is necessary to meet ongoing and future needs of the fire department.  
 \*Expenditures may occur over several years. Bonding will generally occur prior to construction.

**Justification**  
 The building is not meeting the needs of the fire department personnel. The current layout does not include space for dorm rooms, current health and safety requirements for fire staff. This plan includes updating heating and cooling units, reorganizing the space on the main level, providing living and sleeping quarters as an addition to the existing building.

<b>Expenditures</b>	<b>2025</b>	<b>2026</b>	<b>2027</b>	<b>2028</b>	<b>2029</b>	<b>2030</b>	<b>2031</b>	<b>2032</b>	<b>2033</b>	<b>2034</b>	<b>Total</b>
Design and Construction	0	1,365,000	14,385,000	0	0	0	0	0	0	0	15,750,000
<b>Total</b>	<b>0</b>	<b>1,365,000</b>	<b>14,385,000</b>	<b>0</b>	<b>0</b>	<b>0</b>	<b>0</b>	<b>0</b>	<b>0</b>	<b>0</b>	<b>15,750,000</b>

<b>Funding Sources</b>	<b>2025</b>	<b>2026</b>	<b>2027</b>	<b>2028</b>	<b>2029</b>	<b>2030</b>	<b>2031</b>	<b>2032</b>	<b>2033</b>	<b>2034</b>	<b>Total</b>
CIP Bonds	0	1,365,000	14,385,000	0	0	0	0	0	0	0	15,750,000
<b>Total</b>	<b>0</b>	<b>1,365,000</b>	<b>14,385,000</b>	<b>0</b>	<b>0</b>	<b>0</b>	<b>0</b>	<b>0</b>	<b>0</b>	<b>0</b>	<b>15,750,000</b>

2025 thru 2034

**Project Details**

Bloomington, MN

**Project #** CF-22-039  
**Project Name** Dwan Electric Greens Mowers

<b>Total Project Cost</b>	\$491,873	<b>Contact</b>	Parks & Rec Director
<b>Department</b>	City Facilities	<b>Type</b>	Recreation and Social - Infrastructure
<b>Category</b>	Golf Course	<b>Priority</b>	Tier 1
<b>Status</b>	Active	<b>Useful Life</b>	10 years

**Description**

2026: Two new triplex Electric greens mowers, trade in two 1998 Toro triplex greens mowers.  
 2029: Two new triplex Electric greens mowers, trade in two 2001 Toro tri-plex greens mowers.  
 2032: Two new triplex electric greens mowers, trade in two 2012 Toro Greensmaster 3150 gas mowers.

**Justification**

2026: Replace 1998 Toro 3150's greens mowers with 2160 and 2170 hours. Replace the gas engine mowers with Greensmaster eTriflex 3360 electric mowers,  
 2029: Replace 2001 Greensmaster 3150 greens mowers with estimated hours of 6700 hours or 400,000 on the engine. These are the remaining gas powered greens mowers which will complete our full conversation to all electric greens mowers.  
 2032: Replace 2012 Greensmaster 3150 greens mowers with estimated 5,123 hours/307,380 miles and 5,114 hours/306,840 hour, respectively on each engine.

<b>Expenditures</b>	<b>2025</b>	<b>2026</b>	<b>2027</b>	<b>2028</b>	<b>2029</b>	<b>2030</b>	<b>2031</b>	<b>2032</b>	<b>2033</b>	<b>2034</b>	<b>Total</b>
Equipment	0	147,357	0	0	163,377	0	0	181,139	0	0	491,873
<b>Total</b>	<b>0</b>	<b>147,357</b>	<b>0</b>	<b>0</b>	<b>163,377</b>	<b>0</b>	<b>0</b>	<b>181,139</b>	<b>0</b>	<b>0</b>	<b>491,873</b>

<b>Funding Sources</b>	<b>2025</b>	<b>2026</b>	<b>2027</b>	<b>2028</b>	<b>2029</b>	<b>2030</b>	<b>2031</b>	<b>2032</b>	<b>2033</b>	<b>2034</b>	<b>Total</b>
6400 Golf Course	0	147,357	0	0	163,377	0	0	181,139	0	0	491,873
<b>Total</b>	<b>0</b>	<b>147,357</b>	<b>0</b>	<b>0</b>	<b>163,377</b>	<b>0</b>	<b>0</b>	<b>181,139</b>	<b>0</b>	<b>0</b>	<b>491,873</b>

2025 thru 2034

## Project Details

Bloomington, MN

**Project #** CF-22-041  
**Project Name** Dwan Fairway Mower Replacement

<b>Total Project Cost</b>	\$279,809	<b>Contact</b>	Parks & Rec Director
<b>Department</b>	City Facilities	<b>Type</b>	Recreation and Social - Infrastructure
<b>Category</b>	Golf Course	<b>Priority</b>	Tier 1
<b>Status</b>	Active	<b>Useful Life</b>	10 years

### Description

2024: New 5 Reel Fairway Mower.

2027: New 5 Reel Fairway Mower.

2030: Replace existing mower with a new 5 Reel Fairway Mower.

### Justification

2024: Replace 2010 John Deere Fairway mower with 1918 hours 2340 hours or 140,400 miles Mowers are used to mow fairways four days per week on average of 3 hours per day during the golf season Would like to replace with electric mowers when they become available. Existing mower will be 17 years old.

2027: Replace 2010 John Deere Fairway mower with 1918 hours 2340 hours or 140,400 miles Mowers are used to mow fairways four days per week on average of 3 hours per day during the golf season Would like to replace with electric mowers when they become available. Existing mower will be 17 years old.

2030: Replace 2010 John Deere Fairway mower with electric mower. 3672 hours or 220,320 miles. Mowers are used to mow fairways four days per week on average of 3 hours per day during the golf season. Preference is to replace with electric mowers when they become available.

Prior	Expenditures	2025	2026	2027	2028	2029	2030	2031	2032	2033	2034	Total
128,000	Equipment	0	0	71,991	0	0	79,818	0	0	0	0	151,809
	<b>Total</b>	<b>0</b>	<b>0</b>	<b>71,991</b>	<b>0</b>	<b>0</b>	<b>79,818</b>	<b>0</b>	<b>0</b>	<b>0</b>	<b>0</b>	<b>151,809</b>

Prior	Funding Sources	2025	2026	2027	2028	2029	2030	2031	2032	2033	2034	Total
128,000	6400 Golf Course	0	0	71,991	0	0	79,818	0	0	0	0	151,809
	<b>Total</b>	<b>0</b>	<b>0</b>	<b>71,991</b>	<b>0</b>	<b>0</b>	<b>79,818</b>	<b>0</b>	<b>0</b>	<b>0</b>	<b>0</b>	<b>151,809</b>



**Project Details**

Bloomington, MN

**Project #** CF-22-044  
**Project Name** Dwan Rough Mowers

<b>Total Project Cost</b>	\$95,328	<b>Contact</b>	Parks & Rec Director
<b>Department</b>	City Facilities	<b>Type</b>	Improvement
<b>Category</b>	Golf Course	<b>Priority</b>	Tier 3
<b>Status</b>	Active	<b>Useful Life</b>	10 years

**Description**

2031: New 72" Toro Groundmaster Out Front Rough Mower. Electric rough mower.  
 2033: Two new 72 Toro Groundmaster Out Front Rough Mowers. Electric mowers.

**Justification**

2031: Replace the 2009 John Deere 1445. 3300 hours or 198,000 miles. Mowers are used five days per week for 4 to 5 hours a day to mow the rough. Would like to replace these mowers with electric mowers when they become available.  
 2033: Replace the 2011 and 2013 John Deere 1445. 5309 hours or 318,540 miles Mowers are used five days per week for 4 to 5 hours a day to mow the rough. Preference is to replace these mowers with electric mowers when they become available.

<b>Expenditures</b>	<b>2025</b>	<b>2026</b>	<b>2027</b>	<b>2028</b>	<b>2029</b>	<b>2030</b>	<b>2031</b>	<b>2032</b>	<b>2033</b>	<b>2034</b>	<b>Total</b>
Equipment	0	0	0	0	0	0	30,328	0	65,000	0	95,328
<b>Total</b>	<b>0</b>	<b>0</b>	<b>0</b>	<b>0</b>	<b>0</b>	<b>0</b>	<b>30,328</b>	<b>0</b>	<b>65,000</b>	<b>0</b>	<b>95,328</b>

<b>Funding Sources</b>	<b>2025</b>	<b>2026</b>	<b>2027</b>	<b>2028</b>	<b>2029</b>	<b>2030</b>	<b>2031</b>	<b>2032</b>	<b>2033</b>	<b>2034</b>	<b>Total</b>
6400 Golf Course	0	0	0	0	0	0	30,328	0	65,000	0	95,328
<b>Total</b>	<b>0</b>	<b>0</b>	<b>0</b>	<b>0</b>	<b>0</b>	<b>0</b>	<b>30,328</b>	<b>0</b>	<b>65,000</b>	<b>0</b>	<b>95,328</b>

**Project Details**

Bloomington, MN

**Project #** CF-22-045  
**Project Name** Dwan 1250 Turf Sprayer with GPS

<b>Total Project Cost</b>	\$100,000	<b>Contact</b>	Parks & Rec Director
<b>Department</b>	City Facilities	<b>Type</b>	Recreation and Social - Infrastructure
<b>Category</b>	Golf Course	<b>Priority</b>	Tier 2
<b>Status</b>	Active	<b>Useful Life</b>	10 years

**Description**

New Turf Sprayer with updated GPS technology to prevent over spraying.

**Justification**

Replace the 1972 Cushman sprayer 2007 Toro 1250 Sprayer. The 1972 sprayer is over 50 years old and parts are no longer available. It is imperative to have a back-up sprayer in case of emergency situations need to be applied during extreme heat and high dew points when disease can develop rapidly and kill the greens. The sprayers are used to apply fertilizers and chemicals throughout the golf season.

<b>Expenditures</b>	<b>2025</b>	<b>2026</b>	<b>2027</b>	<b>2028</b>	<b>2029</b>	<b>2030</b>	<b>2031</b>	<b>2032</b>	<b>2033</b>	<b>2034</b>	<b>Total</b>
Equipment	0	0	0	100,000	0	0	0	0	0	0	100,000
<b>Total</b>	<b>0</b>	<b>0</b>	<b>0</b>	<b>100,000</b>	<b>0</b>	<b>0</b>	<b>0</b>	<b>0</b>	<b>0</b>	<b>0</b>	<b>100,000</b>

<b>Funding Sources</b>	<b>2025</b>	<b>2026</b>	<b>2027</b>	<b>2028</b>	<b>2029</b>	<b>2030</b>	<b>2031</b>	<b>2032</b>	<b>2033</b>	<b>2034</b>	<b>Total</b>
6400 Golf Course	0	0	0	100,000	0	0	0	0	0	0	100,000
<b>Total</b>	<b>0</b>	<b>0</b>	<b>0</b>	<b>100,000</b>	<b>0</b>	<b>0</b>	<b>0</b>	<b>0</b>	<b>0</b>	<b>0</b>	<b>100,000</b>

**Project Details**

Bloomington, MN

**Project #** CF-23-001  
**Project Name** Dwan Sand Bunker Tractor Rakes

<b>Total Project Cost</b>	\$57,600	<b>Contact</b>	Parks & Rec Director
<b>Department</b>	City Facilities	<b>Type</b>	Recreation and Social - Infrastructure
<b>Category</b>	Golf Course	<b>Priority</b>	Tier 2
<b>Status</b>	Active	<b>Useful Life</b>	10 years

**Description**

2027: Replacement sand bunker tractor rake.  
 2030: Replacement sand bunker tractor rake.

**Justification**

2027: Replace 2006 John Deere Sand Pro bunker rake. Bunker rakes average approximately 195 hours of use annually with an estimate of 4,100 hours or 246,000 miles by 2027. Bunker rakes are used 3-4 days a week for 3 hours per day to prepare the sand for daily play. Parts are worn out on existing unit.  
 2030: Replace 2009 John Deere Sand Pro bunker rake. Bunker rakes average approximately 195 hours of use annually with an estimate of 3900 hours by 2030. Bunker rakes are used 3-4 days a week for 3 hours per day to prepare the sand for daily play. Parts are worn out on existing unit.

<b>Expenditures</b>	<b>2025</b>	<b>2026</b>	<b>2027</b>	<b>2028</b>	<b>2029</b>	<b>2030</b>	<b>2031</b>	<b>2032</b>	<b>2033</b>	<b>2034</b>	<b>Total</b>
Equipment	0	0	28,800	0	0	28,800	0	0	0	0	57,600
<b>Total</b>	<b>0</b>	<b>0</b>	<b>28,800</b>	<b>0</b>	<b>0</b>	<b>28,800</b>	<b>0</b>	<b>0</b>	<b>0</b>	<b>0</b>	<b>57,600</b>

<b>Funding Sources</b>	<b>2025</b>	<b>2026</b>	<b>2027</b>	<b>2028</b>	<b>2029</b>	<b>2030</b>	<b>2031</b>	<b>2032</b>	<b>2033</b>	<b>2034</b>	<b>Total</b>
6400 Golf Course	0	0	28,800	0	0	28,800	0	0	0	0	57,600
<b>Total</b>	<b>0</b>	<b>0</b>	<b>28,800</b>	<b>0</b>	<b>0</b>	<b>28,800</b>	<b>0</b>	<b>0</b>	<b>0</b>	<b>0</b>	<b>57,600</b>

## Project Details

Bloomington, MN

**Project #** CF-23-003  
**Project Name** BCA Clay Studio Ventilation Upgrade

<b>Total Project Cost</b>	\$60,000	<b>Contact</b>	Parks & Rec Director
<b>Department</b>	City Facilities	<b>Type</b>	Recreation and Social - Infrastructure
<b>Category</b>	Art Center	<b>Priority</b>	Tier 2
<b>Status</b>	Active	<b>Useful Life</b>	20 years

### Description

The clay studio has a small storage room where clay is mixed and reclaimed for use. This is a dusty and dirty process and requires a good ventilation system for health and safety reasons. The current ventilation system doesn't seem to work as well as it needs to and users in this space have voiced concerns.

### Justification

The clay studio has the most robust student population and tends to sell out classes to full enrollment. It's one of the specialized studios in the Art Center and a favorite among visual arts students. For the health and safety of students, instructors, and the clay studio manager it is imperative that we have the proper ventilation systems in air place to efficiently and effectively clean the air of clay particles.

<b>Expenditures</b>	<b>2025</b>	<b>2026</b>	<b>2027</b>	<b>2028</b>	<b>2029</b>	<b>2030</b>	<b>2031</b>	<b>2032</b>	<b>2033</b>	<b>2034</b>	<b>Total</b>
Equipment	0	0	0	60,000	0	0	0	0	0	0	60,000
<b>Total</b>	<b>0</b>	<b>0</b>	<b>0</b>	<b>60,000</b>	<b>0</b>	<b>0</b>	<b>0</b>	<b>0</b>	<b>0</b>	<b>0</b>	<b>60,000</b>

<b>Funding Sources</b>	<b>2025</b>	<b>2026</b>	<b>2027</b>	<b>2028</b>	<b>2029</b>	<b>2030</b>	<b>2031</b>	<b>2032</b>	<b>2033</b>	<b>2034</b>	<b>Total</b>
6500 Art Center	0	0	0	60,000	0	0	0	0	0	0	60,000
<b>Total</b>	<b>0</b>	<b>0</b>	<b>0</b>	<b>60,000</b>	<b>0</b>	<b>0</b>	<b>0</b>	<b>0</b>	<b>0</b>	<b>0</b>	<b>60,000</b>

# Project Details

## Bloomington, MN

**Project #** CF-23-004  
**Project Name** BCA Classroom Sink, Cabinets & Countertop Upgrades

<b>Total Project Cost</b>	\$120,000	<b>Contact</b>	Parks & Rec Director
<b>Department</b>	City Facilities	<b>Type</b>	Recreation and Social - Infrastructure
<b>Category</b>	Art Center	<b>Priority</b>	Tier 2
<b>Status</b>	Active	<b>Useful Life</b>	20 years

### Description

The BCA studio classrooms on the second floor are in need of upgrades to the originally installed sinks, counter-tops and cabinetry. Double sinks with deeper basins, with exposed traps beneath that would make them significantly easier to maintain and much more functional. Replacing the cabinetry with more updated version would modernize the spaces. In addition, making the wall-mounted cabinets deeper by 6 would improve storage for larger boxes and above-average sized arts material items.

### Justification

The studio classrooms all have originally-installed cabinetry, counter-tops and sinks. They are in need of updating as they have worn, broken and become out of date. A studio refresh would brighten the space, make it more functional for users, and update the studios aesthetically.

<b>Expenditures</b>	<b>2025</b>	<b>2026</b>	<b>2027</b>	<b>2028</b>	<b>2029</b>	<b>2030</b>	<b>2031</b>	<b>2032</b>	<b>2033</b>	<b>2034</b>	<b>Total</b>
Equipment	0	0	120,000	0	0	0	0	0	0	0	120,000
<b>Total</b>	<b>0</b>	<b>0</b>	<b>120,000</b>	<b>0</b>	<b>0</b>	<b>0</b>	<b>0</b>	<b>0</b>	<b>0</b>	<b>0</b>	<b>120,000</b>

<b>Funding Sources</b>	<b>2025</b>	<b>2026</b>	<b>2027</b>	<b>2028</b>	<b>2029</b>	<b>2030</b>	<b>2031</b>	<b>2032</b>	<b>2033</b>	<b>2034</b>	<b>Total</b>
6500 Art Center	0	0	120,000	0	0	0	0	0	0	0	120,000
<b>Total</b>	<b>0</b>	<b>0</b>	<b>120,000</b>	<b>0</b>	<b>0</b>	<b>0</b>	<b>0</b>	<b>0</b>	<b>0</b>	<b>0</b>	<b>120,000</b>

## Project Details

### Bloomington, MN

**Project #** CF-23-005  
**Project Name** BCA Studio Laser Projection and Wi-Fi Systems

<b>Total Project Cost</b>	\$150,000	<b>Contact</b>	Parks & Rec Director
<b>Department</b>	City Facilities	<b>Type</b>	Recreation and Social - Infrastructure
<b>Category</b>	Art Center	<b>Priority</b>	Tier 2
<b>Status</b>	Active	<b>Useful Life</b>	20 years

#### Description

The BCA studio classrooms on the second floor and Rehearsal Hall are in need of ceiling mounted lased projection systems to make these spaces more multi-functional for facility users. Class instructors, meeting leaders and other facility users have requested a plug-and-go projection system in addition to better Wi-Fi strength throughout the studio areas.

#### Justification

The studio classrooms and Rehearsal Hall are used for a myriad of purposes including visual arts and vocal classes, rehearsals, meetings, exercise classes and guest artist presentations. Dedicated ceiling mounted projectors, in-room speakers, and better Wi-Fi connectivity would greatly increase user satisfaction and make these types of activities easier to run by laptop.

<b>Expenditures</b>	<b>2025</b>	<b>2026</b>	<b>2027</b>	<b>2028</b>	<b>2029</b>	<b>2030</b>	<b>2031</b>	<b>2032</b>	<b>2033</b>	<b>2034</b>	<b>Total</b>
Equipment	0	0	150,000	0	0	0	0	0	0	0	150,000
<b>Total</b>	<b>0</b>	<b>0</b>	<b>150,000</b>	<b>0</b>	<b>0</b>	<b>0</b>	<b>0</b>	<b>0</b>	<b>0</b>	<b>0</b>	<b>150,000</b>

<b>Funding Sources</b>	<b>2025</b>	<b>2026</b>	<b>2027</b>	<b>2028</b>	<b>2029</b>	<b>2030</b>	<b>2031</b>	<b>2032</b>	<b>2033</b>	<b>2034</b>	<b>Total</b>
6500 Art Center	0	0	150,000	0	0	0	0	0	0	0	150,000
<b>Total</b>	<b>0</b>	<b>0</b>	<b>150,000</b>	<b>0</b>	<b>0</b>	<b>0</b>	<b>0</b>	<b>0</b>	<b>0</b>	<b>0</b>	<b>150,000</b>

**Project Details**

Bloomington, MN

**Project #** CF-23-006  
**Project Name** BCA Window Shade Replacement and Tint

<b>Total Project Cost</b>	\$60,000	<b>Contact</b>	Parks & Rec Director
<b>Department</b>	City Facilities	<b>Type</b>	Recreation and Social - Infrastructure
<b>Category</b>	Art Center	<b>Priority</b>	Tier 1
<b>Status</b>	Active	<b>Useful Life</b>	20 years

**Description**

The window shades in the Art Center are in need of replacement as the shades have reached end-of-life functionality. Block-out shades are needed in some classrooms to allow for projection and better visibility. The current blinds are frayed, worn, discolored, too translucent, and breaking more often due to wear and old parts.

**Justification**

The current shades are reaching the end-of-life functionality. Classrooms are being used for projection more often so a different, more opaque fabric is necessary for better facility user experience.

<b>Expenditures</b>	<b>2025</b>	<b>2026</b>	<b>2027</b>	<b>2028</b>	<b>2029</b>	<b>2030</b>	<b>2031</b>	<b>2032</b>	<b>2033</b>	<b>2034</b>	<b>Total</b>
Equipment	60,000	0	0	0	0	0	0	0	0	0	60,000
<b>Total</b>	<b>60,000</b>	<b>0</b>	<b>0</b>	<b>0</b>	<b>0</b>	<b>0</b>	<b>0</b>	<b>0</b>	<b>0</b>	<b>0</b>	<b>60,000</b>

<b>Funding Sources</b>	<b>2025</b>	<b>2026</b>	<b>2027</b>	<b>2028</b>	<b>2029</b>	<b>2030</b>	<b>2031</b>	<b>2032</b>	<b>2033</b>	<b>2034</b>	<b>Total</b>
6500 Art Center	60,000	0	0	0	0	0	0	0	0	0	60,000
<b>Total</b>	<b>60,000</b>	<b>0</b>	<b>0</b>	<b>0</b>	<b>0</b>	<b>0</b>	<b>0</b>	<b>0</b>	<b>0</b>	<b>0</b>	<b>60,000</b>

# Project Details

## Bloomington, MN

**Project #** CF-23-007  
**Project Name** BCA Dance Studio Dressing & Bathroom Room Addition

<b>Total Project Cost</b>	\$644,000	<b>Contact</b>	Parks & Rec Director
<b>Department</b>	City Facilities	<b>Type</b>	Recreation and Social - Infrastructure
<b>Category</b>	Art Center	<b>Priority</b>	Tier 3
<b>Status</b>	Active	<b>Useful Life</b>	20 years

### Description

Add BCA dressing rooms and non-gendered bathroom addition. The dance studio does not have it's own dedicated bathrooms or dressing rooms for professional dancers to keep needed items in.

### Justification

The closest option is the Schneider Theater dressing and bathrooms. However, due to actors union restrictions, these cannot be accessed during show runs. In addition, changing in the BCA general bathrooms on the first floor is not preferred as this is not a designated dressing area. A dedicated dressing room and bathroom addition to the dance studio would greatly increase user experience and elevate issues between arts groups and outside guest artists using the spaces.

<b>Expenditures</b>	<b>2025</b>	<b>2026</b>	<b>2027</b>	<b>2028</b>	<b>2029</b>	<b>2030</b>	<b>2031</b>	<b>2032</b>	<b>2033</b>	<b>2034</b>	<b>Total</b>
Construction	0	0	0	0	0	644,000	0	0	0	0	644,000
<b>Total</b>	<b>0</b>	<b>0</b>	<b>0</b>	<b>0</b>	<b>0</b>	<b>644,000</b>	<b>0</b>	<b>0</b>	<b>0</b>	<b>0</b>	<b>644,000</b>

<b>Funding Sources</b>	<b>2025</b>	<b>2026</b>	<b>2027</b>	<b>2028</b>	<b>2029</b>	<b>2030</b>	<b>2031</b>	<b>2032</b>	<b>2033</b>	<b>2034</b>	<b>Total</b>
6500 Art Center	0	0	0	0	0	644,000	0	0	0	0	644,000
<b>Total</b>	<b>0</b>	<b>0</b>	<b>0</b>	<b>0</b>	<b>0</b>	<b>644,000</b>	<b>0</b>	<b>0</b>	<b>0</b>	<b>0</b>	<b>644,000</b>



**Project Details**

Bloomington, MN

Project # CF-23-008  
 Project Name BFAC Pool Shell Maintenance

Total Project Cost	\$200,000	Contact	Parks & Rec Director
Department	City Facilities	Type	Recreation and Social - Infrastructure
Category	Aquatic Center	Priority	Tier 1
Status	Active	Useful Life	5 years

**Description**  
 Sandblast and paint pool shell to meet environmental health and safety codes.

**Justification**  
 Pool shell must be bright white or light blue with minimal shaded areas for improved safety.

<b>Expenditures</b>	<b>2025</b>	<b>2026</b>	<b>2027</b>	<b>2028</b>	<b>2029</b>	<b>2030</b>	<b>2031</b>	<b>2032</b>	<b>2033</b>	<b>2034</b>	<b>Total</b>
Design and Construction	0	200,000	0	0	0	0	0	0	0	0	200,000
<b>Total</b>	<b>0</b>	<b>200,000</b>	<b>0</b>	<b>0</b>	<b>0</b>	<b>0</b>	<b>0</b>	<b>0</b>	<b>0</b>	<b>0</b>	<b>200,000</b>

<b>Funding Sources</b>	<b>2025</b>	<b>2026</b>	<b>2027</b>	<b>2028</b>	<b>2029</b>	<b>2030</b>	<b>2031</b>	<b>2032</b>	<b>2033</b>	<b>2034</b>	<b>Total</b>
6550 Aquatics	0	200,000	0	0	0	0	0	0	0	0	200,000
<b>Total</b>	<b>0</b>	<b>200,000</b>	<b>0</b>	<b>0</b>	<b>0</b>	<b>0</b>	<b>0</b>	<b>0</b>	<b>0</b>	<b>0</b>	<b>200,000</b>

2025 thru 2034

## Project Details

Bloomington, MN

Project # CF-23-011  
Project Name Engineer/Fleet Space Renovations

Total Project Cost \$750,000 Department City Facilities  
Type Improvement Category Facilities  
Priority Tier 1 Status Active  
Useful Life 20 years

### Description

A study to be conducted in 2022 will help determine the use of the existing garage area, the orientation of the entryway and the remodeling of the Engineering/Admin space in the Public Works building. We anticipate moving walls to make the space we have more efficient and provide for more work spaces. A large portion of the study work will be to ascertain the needs of the department and costs of improvements.

### Justification

The current space no longer serves the needs of the department and the flexibility in the new work styles. The entryway requires visitors to travel almost the full length of the building to make access. The Engineering area was not included in the updates that occurred in 2000-2001 with much of the office furniture reused from the old building. With the vacancy of the Fleet staff to the new facility the study will help determine the best use of the space be it more office space, much needed locker room space, an environmentally proper wash off area or much needed storage.

Prior	Expenditures	2025	2026	2027	2028	2029	2030	2031	2032	2033	2034	Total
150,000	Maintenance	600,000	0	0	0	0	0	0	0	0	0	600,000
	<b>Total</b>	<b>600,000</b>	<b>0</b>	<b>0</b>	<b>0</b>	<b>0</b>	<b>0</b>	<b>0</b>	<b>0</b>	<b>0</b>	<b>0</b>	<b>600,000</b>

Prior	Funding Sources	2025	2026	2027	2028	2029	2030	2031	2032	2033	2034	Total
150,000	7700 Facilites Maintenance	600,000	0	0	0	0	0	0	0	0	0	600,000
	<b>Total</b>	<b>600,000</b>	<b>0</b>	<b>0</b>	<b>0</b>	<b>0</b>	<b>0</b>	<b>0</b>	<b>0</b>	<b>0</b>	<b>0</b>	<b>600,000</b>

**Project Details**

Bloomington, MN

Project # CF-24-001  
 Project Name Civic Plaza Fire Alarm System Maintenance

Total Project Cost	\$50,000	Department	City Facilities
Type	Improvement	Category	Facilities
Priority	Tier 1	Status	Active
Useful Life	20 years		

**Description**

Maintenance is planning for every 5 years to upgrade the components that are either not functioning properly or needed technology upgrades.

**Justification**

The system as a whole would be around \$700,000 to replace, by planning upgrades every five years Maintenance will be able to maintain the system, keep it updated without a total rehab project of the system.

<b>Expenditures</b>	<b>2025</b>	<b>2026</b>	<b>2027</b>	<b>2028</b>	<b>2029</b>	<b>2030</b>	<b>2031</b>	<b>2032</b>	<b>2033</b>	<b>2034</b>	<b>Total</b>
Maintenance	0	50,000	0	0	0	0	0	0	0	0	50,000
<b>Total</b>	<b>0</b>	<b>50,000</b>	<b>0</b>	<b>0</b>	<b>0</b>	<b>0</b>	<b>0</b>	<b>0</b>	<b>0</b>	<b>0</b>	<b>50,000</b>

<b>Funding Sources</b>	<b>2025</b>	<b>2026</b>	<b>2027</b>	<b>2028</b>	<b>2029</b>	<b>2030</b>	<b>2031</b>	<b>2032</b>	<b>2033</b>	<b>2034</b>	<b>Total</b>
7700 Facilites Maintenance	0	50,000	0	0	0	0	0	0	0	0	50,000
<b>Total</b>	<b>0</b>	<b>50,000</b>	<b>0</b>	<b>0</b>	<b>0</b>	<b>0</b>	<b>0</b>	<b>0</b>	<b>0</b>	<b>0</b>	<b>50,000</b>

**Project Details**

Bloomington, MN

Project # CF-24-003  
 Project Name Civic Plaza Sidewalk Replacement

Total Project Cost	\$800,000	Contact	Maintenance Superintendent
Department	City Facilities	Type	Improvement
Category	Facilities	Priority	Tier 1
Status	Active	Useful Life	20 years

**Description**

The sidewalks in from of Door 1 and 2 at Civic Plaza are in need of replacement.

**Justification**

The sidewalks are original to the building and have numerous cracks, heaving, and water ponding issues. With the addition of the new doors a temporary ramp was placed at door 2. This project will entail removing the sidewalks to the curb, addressing drainage issues and improving safety and accessibility to the building.

<b>Expenditures</b>	<b>2025</b>	<b>2026</b>	<b>2027</b>	<b>2028</b>	<b>2029</b>	<b>2030</b>	<b>2031</b>	<b>2032</b>	<b>2033</b>	<b>2034</b>	<b>Total</b>
Maintenance	800,000	0	0	0	0	0	0	0	0	0	800,000
<b>Total</b>	<b>800,000</b>	<b>0</b>	<b>0</b>	<b>0</b>	<b>0</b>	<b>0</b>	<b>0</b>	<b>0</b>	<b>0</b>	<b>0</b>	<b>800,000</b>

<b>Funding Sources</b>	<b>2025</b>	<b>2026</b>	<b>2027</b>	<b>2028</b>	<b>2029</b>	<b>2030</b>	<b>2031</b>	<b>2032</b>	<b>2033</b>	<b>2034</b>	<b>Total</b>
7700 Facilites Maintenance	800,000	0	0	0	0	0	0	0	0	0	800,000
<b>Total</b>	<b>800,000</b>	<b>0</b>	<b>0</b>	<b>0</b>	<b>0</b>	<b>0</b>	<b>0</b>	<b>0</b>	<b>0</b>	<b>0</b>	<b>800,000</b>

**Project Details**

Bloomington, MN

Project # CF-24-004  
 Project Name Clock Tower

Total Project Cost	\$850,000	Contact	Maintenance Superintendent
Department	City Facilities	Type	Improvement
Category	Facilities	Priority	Tier 2
Status	Active	Useful Life	20 years

**Description**

The ownership of the clock was transferred to the City in 1998. Maintenance has been replacing mechanisms to keep the clock running.

**Justification**

The clock tower pillars are deteriorating and need to be replaced. The brick exterior is leaking and the brick is not longer available. Parts for the clock mechanism are difficult to procure and should be updated for that reason.

<b>Expenditures</b>	<b>2025</b>	<b>2026</b>	<b>2027</b>	<b>2028</b>	<b>2029</b>	<b>2030</b>	<b>2031</b>	<b>2032</b>	<b>2033</b>	<b>2034</b>	<b>Total</b>
Maintenance	0	0	850,000	0	0	0	0	0	0	0	850,000
<b>Total</b>	<b>0</b>	<b>0</b>	<b>850,000</b>	<b>0</b>	<b>0</b>	<b>0</b>	<b>0</b>	<b>0</b>	<b>0</b>	<b>0</b>	<b>850,000</b>

<b>Funding Sources</b>	<b>2025</b>	<b>2026</b>	<b>2027</b>	<b>2028</b>	<b>2029</b>	<b>2030</b>	<b>2031</b>	<b>2032</b>	<b>2033</b>	<b>2034</b>	<b>Total</b>
7700 Facilites Maintenance	0	0	850,000	0	0	0	0	0	0	0	850,000
<b>Total</b>	<b>0</b>	<b>0</b>	<b>850,000</b>	<b>0</b>	<b>0</b>	<b>0</b>	<b>0</b>	<b>0</b>	<b>0</b>	<b>0</b>	<b>850,000</b>

**Project Details**

Bloomington, MN

Project # CF-24-005  
 Project Name Jail Floor Refinishing

Total Project Cost	\$150,000	Department	City Facilities
Type	Improvement	Category	Facilities
Priority	Tier 1	Status	Active
Useful Life	20 years		

**Description**

The jail floors were scheduled to be refinished in 2018. Due to schedule issues the project was not completed.

**Justification**

With constant traffic and cleaning the concrete floors in the jail are ready to be refinished. The project was delayed in 2018 and the recent painting project in the jail did not include the floors. The project can only take place in the spring or the fall to assure ventilation of the smells.

<b>Expenditures</b>	<b>2025</b>	<b>2026</b>	<b>2027</b>	<b>2028</b>	<b>2029</b>	<b>2030</b>	<b>2031</b>	<b>2032</b>	<b>2033</b>	<b>2034</b>	<b>Total</b>
Maintenance	0	150,000	0	0	0	0	0	0	0	0	150,000
<b>Total</b>	<b>0</b>	<b>150,000</b>	<b>0</b>	<b>0</b>	<b>0</b>	<b>0</b>	<b>0</b>	<b>0</b>	<b>0</b>	<b>0</b>	<b>150,000</b>

<b>Funding Sources</b>	<b>2025</b>	<b>2026</b>	<b>2027</b>	<b>2028</b>	<b>2029</b>	<b>2030</b>	<b>2031</b>	<b>2032</b>	<b>2033</b>	<b>2034</b>	<b>Total</b>
7700 Facilites Maintenance	0	150,000	0	0	0	0	0	0	0	0	150,000
<b>Total</b>	<b>0</b>	<b>150,000</b>	<b>0</b>	<b>0</b>	<b>0</b>	<b>0</b>	<b>0</b>	<b>0</b>	<b>0</b>	<b>0</b>	<b>150,000</b>

**Project Details**

Bloomington, MN

Project # CF-24-006  
 Project Name Re-Commissioning Civic Plaza

Total Project Cost	\$250,000	Department	City Facilities
Type	Improvement	Category	Facilities
Priority	Tier 1	Status	Active
Useful Life	20 years		

**Description**

Test Civic Plaza's existing systems and equipment to ensure they are functioning to the original design intent and make adjustments to correct deviations from the original design and current use of the building.

**Justification**

Civic Plaza's control system is now over 20 years old. Systems and equipment are in need of a tune-up to adjust for new equipment and changes of use. Re-commissioning will evaluate the buildings performance and recommend changes. Typically a re-commissioning will identify changes and can produce energy savings up to 49%.

<b>Expenditures</b>	<b>2025</b>	<b>2026</b>	<b>2027</b>	<b>2028</b>	<b>2029</b>	<b>2030</b>	<b>2031</b>	<b>2032</b>	<b>2033</b>	<b>2034</b>	<b>Total</b>
Maintenance	250,000	0	0	0	0	0	0	0	0	0	250,000
<b>Total</b>	<b>250,000</b>	<b>0</b>	<b>0</b>	<b>0</b>	<b>0</b>	<b>0</b>	<b>0</b>	<b>0</b>	<b>0</b>	<b>0</b>	<b>250,000</b>

<b>Funding Sources</b>	<b>2025</b>	<b>2026</b>	<b>2027</b>	<b>2028</b>	<b>2029</b>	<b>2030</b>	<b>2031</b>	<b>2032</b>	<b>2033</b>	<b>2034</b>	<b>Total</b>
7700 Facilites Maintenance	250,000	0	0	0	0	0	0	0	0	0	250,000
<b>Total</b>	<b>250,000</b>	<b>0</b>	<b>0</b>	<b>0</b>	<b>0</b>	<b>0</b>	<b>0</b>	<b>0</b>	<b>0</b>	<b>0</b>	<b>250,000</b>

2025 thru 2034

## Project Details

Bloomington, MN

**Project #** CF-24-013  
**Project Name** Dwan Toro Sidewinders

<b>Total Project Cost</b>	\$185,100	<b>Contact</b>	Parks & Rec Director
<b>Department</b>	City Facilities	<b>Type</b>	Recreation and Social - Infrastructure
<b>Category</b>	Golf Course	<b>Priority</b>	Tier 1
<b>Status</b>	Active	<b>Useful Life</b>	10 years

### Description

2025: Toro Sidewinder mowers.

2031: Toro Sidewinder mowers.

### Justification

2025: Replaces 2002 and 2008 sidewinder mower. 5,100 hours or 306,00 miles Mowers are used five days per week for 4 to 5 hours per day in order to maintain tees and green approaches and surrounds. The existing mowers struggle on hills due to poor hydrolic systems.

2031: Replaces 2002 and 2008 sidewinder mower. 6,382 hours or 382,950 miles. Mowers are used five days per week for 4 to 5 hours per day in order to maintain tees and green approaches and surrounds. The existing mowers struggle on hills due to poor failing hydraulic systems.

<b>Expenditures</b>	<b>2025</b>	<b>2026</b>	<b>2027</b>	<b>2028</b>	<b>2029</b>	<b>2030</b>	<b>2031</b>	<b>2032</b>	<b>2033</b>	<b>2034</b>	<b>Total</b>
Equipment	90,000	0	0	0	0	0	95,100	0	0	0	185,100
<b>Total</b>	<b>90,000</b>	<b>0</b>	<b>0</b>	<b>0</b>	<b>0</b>	<b>0</b>	<b>95,100</b>	<b>0</b>	<b>0</b>	<b>0</b>	<b>185,100</b>

<b>Funding Sources</b>	<b>2025</b>	<b>2026</b>	<b>2027</b>	<b>2028</b>	<b>2029</b>	<b>2030</b>	<b>2031</b>	<b>2032</b>	<b>2033</b>	<b>2034</b>	<b>Total</b>
6400 Golf Course	90,000	0	0	0	0	0	95,100	0	0	0	185,100
<b>Total</b>	<b>90,000</b>	<b>0</b>	<b>0</b>	<b>0</b>	<b>0</b>	<b>0</b>	<b>95,100</b>	<b>0</b>	<b>0</b>	<b>0</b>	<b>185,100</b>



**Project Details**

Bloomington, MN

**Project #** CF-24-015  
**Project Name** Phase I PW Refit Salt Shed,Wash Off,Drive Alignmnt

<b>Total Project Cost</b>	\$5,100,000	<b>Department</b>	City Facilities
<b>Type</b>	Improvement	<b>Category</b>	Facilities
<b>Priority</b>	Tier 1	<b>Status</b>	Active
<b>Useful Life</b>	20 years		

**Description**

Public Works hired a consultant in 2023 to to review the needs of current work performed at this facility. This first phase will include reviewing the location of the salt shed, brine equipment and wash off area. Storm water and reuse of wash off water will be planned with a drive lane realignment. Staff is working on funding in the form of Infrastructure grants, stormwater grants, DOT grants, and sustainability funding.

**Justification**

With the new Fleet Garage requiring a larger foot print to accommodate servicing electric vehicles the salt shed location and function will be evaluated. This will allow the city to improve salt storage, brine making and water run off. These changes will improve the environmental impact of these essential services. This is the first phase of a Public Works Refit initiative to improve the delivery of essential services to the city.

Prior	Expenditures	2025	2026	2027	2028	2029	2030	2031	2032	2033	2034	Total
200,000	Construction	4,900,000	0	0	0	0	0	0	0	0	0	4,900,000
	<b>Total</b>	<b>4,900,000</b>	<b>0</b>	<b>0</b>	<b>0</b>	<b>0</b>	<b>0</b>	<b>0</b>	<b>0</b>	<b>0</b>	<b>0</b>	<b>4,900,000</b>

Prior	Funding Sources	2025	2026	2027	2028	2029	2030	2031	2032	2033	2034	Total
200,000	Other Sources	4,900,000	0	0	0	0	0	0	0	0	0	4,900,000
	<b>Total</b>	<b>4,900,000</b>	<b>0</b>	<b>0</b>	<b>0</b>	<b>0</b>	<b>0</b>	<b>0</b>	<b>0</b>	<b>0</b>	<b>0</b>	<b>4,900,000</b>

# Project Details

## Bloomington, MN

**Project #** CF-24-016  
**Project Name** Phase 2 PW Refit Office Redesign and Parking

<b>Total Project Cost</b>	\$36,000,000	<b>Department</b>	City Facilities
<b>Type</b>	Improvement	<b>Category</b>	Facilities
<b>Priority</b>	Tier 2	<b>Status</b>	Active
<b>Useful Life</b>	20 years		

**Description**

Public Works hired a consultant in 2023 to to review the needs of current work performed at this facility. This second will include reviewing the layout of the front entrance, customer visitor parking, locker rooms, restrooms, training rooms, vehicle storage, storage, and shop spaces. Staff is working on funding in the form of Federal Public Works Infrastructure grants, Energy grants, and sustainability funding.

**Justification**

As staff numbers increase and vehicles get larger, the current building design is not meeting the quality of customer service desired. The Public Works Needs Assessment study will guide the the effort to improve customer experience while providing, accessibility to the building, and improving safety and security for staff. This Re-fit will address some long-standing issues of undersized locker rooms, parking, lack of storage, and shortage of work space.

<b>Expenditures</b>	<b>2025</b>	<b>2026</b>	<b>2027</b>	<b>2028</b>	<b>2029</b>	<b>2030</b>	<b>2031</b>	<b>2032</b>	<b>2033</b>	<b>2034</b>	<b>Total</b>
Construction	0	0	0	35,000,000	0	0	0	0	0	0	35,000,000
Design2	0	0	1,000,000	0	0	0	0	0	0	0	1,000,000
<b>Total</b>	<b>0</b>	<b>0</b>	<b>1,000,000</b>	<b>35,000,000</b>	<b>0</b>	<b>0</b>	<b>0</b>	<b>0</b>	<b>0</b>	<b>0</b>	<b>36,000,000</b>

<b>Funding Sources</b>	<b>2025</b>	<b>2026</b>	<b>2027</b>	<b>2028</b>	<b>2029</b>	<b>2030</b>	<b>2031</b>	<b>2032</b>	<b>2033</b>	<b>2034</b>	<b>Total</b>
Other Sources	0	0	1,000,000	35,000,000	0	0	0	0	0	0	36,000,000
<b>Total</b>	<b>0</b>	<b>0</b>	<b>1,000,000</b>	<b>35,000,000</b>	<b>0</b>	<b>0</b>	<b>0</b>	<b>0</b>	<b>0</b>	<b>0</b>	<b>36,000,000</b>

## Project Details

Bloomington, MN

**Project #** CF-25-001  
**Project Name** Civic Plaza Lighting Controls

<b>Total Project Cost</b>	\$150,000	<b>Contact</b>	Maintenance Superintendent
<b>Department</b>	City Facilities	<b>Type</b>	Improvement
<b>Category</b>	Facilities	<b>Priority</b>	Tier 1
<b>Status</b>	Active	<b>Useful Life</b>	20 years

### Description

The lighting controls are original to the building. Modifications and workarounds have been used to keep lights functioning. Installing new controls will be necessary to keep the lighting functioning properly.

### Justification

The software that controls the lighting is outdated and not working. Any changes must be done manually. The relay boards are failing so fixtures are wired directly and are not functioning as designed. The inability to control the lighting properly does not help meet our sustainability goals.

<b>Expenditures</b>	<b>2025</b>	<b>2026</b>	<b>2027</b>	<b>2028</b>	<b>2029</b>	<b>2030</b>	<b>2031</b>	<b>2032</b>	<b>2033</b>	<b>2034</b>	<b>Total</b>
Maintenance	150,000	0	0	0	0	0	0	0	0	0	150,000
<b>Total</b>	<b>150,000</b>	<b>0</b>	<b>0</b>	<b>0</b>	<b>0</b>	<b>0</b>	<b>0</b>	<b>0</b>	<b>0</b>	<b>0</b>	<b>150,000</b>

<b>Funding Sources</b>	<b>2025</b>	<b>2026</b>	<b>2027</b>	<b>2028</b>	<b>2029</b>	<b>2030</b>	<b>2031</b>	<b>2032</b>	<b>2033</b>	<b>2034</b>	<b>Total</b>
7700 Facilites Maintenance	150,000	0	0	0	0	0	0	0	0	0	150,000
<b>Total</b>	<b>150,000</b>	<b>0</b>	<b>0</b>	<b>0</b>	<b>0</b>	<b>0</b>	<b>0</b>	<b>0</b>	<b>0</b>	<b>0</b>	<b>150,000</b>

# Project Details

## Bloomington, MN

**Project #** CF-25-002  
**Project Name** Civic Plaza Restroom

<b>Total Project Cost</b>	\$1,000,000	<b>Contact</b>	Maintenance Superintendent
<b>Department</b>	City Facilities	<b>Type</b>	Improvement
<b>Category</b>	Facilities	<b>Priority</b>	Tier 1
<b>Status</b>	Active	<b>Useful Life</b>	20 years

### Description

This is a major demolition to the gang restrooms near the information desk and the main entryway to Civic Plaza. The intent of the project is to explore alternative options of design to meet the needs of a changing demographic. Surveys and engagement will help inform the final design.

### Justification

Providing a positive inclusive experience at the Civic Plaza Building is a priority. Industry surveys show that people have always placed importance on clean restrooms. Now there is an elevated and ongoing demand for increased hygiene and the use of touch-less facilities. Streamlining maintenance with easy-to-clean surfaces, non-porous seamless surfaces, and mold resistance materials provides a better experience for users of the facility.

<b>Expenditures</b>	<b>2025</b>	<b>2026</b>	<b>2027</b>	<b>2028</b>	<b>2029</b>	<b>2030</b>	<b>2031</b>	<b>2032</b>	<b>2033</b>	<b>2034</b>	<b>Total</b>
Maintenance	1,000,000	0	0	0	0	0	0	0	0	0	1,000,000
<b>Total</b>	<b>1,000,000</b>	<b>0</b>	<b>0</b>	<b>0</b>	<b>0</b>	<b>0</b>	<b>0</b>	<b>0</b>	<b>0</b>	<b>0</b>	<b>1,000,000</b>

<b>Funding Sources</b>	<b>2025</b>	<b>2026</b>	<b>2027</b>	<b>2028</b>	<b>2029</b>	<b>2030</b>	<b>2031</b>	<b>2032</b>	<b>2033</b>	<b>2034</b>	<b>Total</b>
7700 Facilites Maintenance	1,000,000	0	0	0	0	0	0	0	0	0	1,000,000
<b>Total</b>	<b>1,000,000</b>	<b>0</b>	<b>0</b>	<b>0</b>	<b>0</b>	<b>0</b>	<b>0</b>	<b>0</b>	<b>0</b>	<b>0</b>	<b>1,000,000</b>

**Project Details**

**Bloomington, MN**

Project # CF-25-003  
 Project Name Tear Down of Public Health

Total Project Cost	\$230,000	Contact	Maintenance Superintendent
Department	City Facilities	Type	Improvement
Category	Facilities	Priority	Tier 2
Status	Active	Useful Life	20 years

**Description**

The Public Health Building has been in service for over 60 years. The services preformed at this location will be included in the new Community Health and Wellness center. The building has a long history of use, additions, and repairs and has reached it's useful life. The building will be torn down after the completion of the new facility.

**Justification**

The facility has struggled to meet the needs of the current use. The cost for a major renovation to re-purpose the building to meet current code is more than the value of the building. Without a current plan for future use of the building and costs to keep the building operational the recommendation is to tear the building down. To delay removing the building will just allow for the facility to become more deteriorated.

<b>Expenditures</b>	<b>2025</b>	<b>2026</b>	<b>2027</b>	<b>2028</b>	<b>2029</b>	<b>2030</b>	<b>2031</b>	<b>2032</b>	<b>2033</b>	<b>2034</b>	<b>Total</b>
Maintenance	0	0	230,000	0	0	0	0	0	0	0	230,000
<b>Total</b>	<b>0</b>	<b>0</b>	<b>230,000</b>	<b>0</b>	<b>0</b>	<b>0</b>	<b>0</b>	<b>0</b>	<b>0</b>	<b>0</b>	<b>230,000</b>

<b>Funding Sources</b>	<b>2025</b>	<b>2026</b>	<b>2027</b>	<b>2028</b>	<b>2029</b>	<b>2030</b>	<b>2031</b>	<b>2032</b>	<b>2033</b>	<b>2034</b>	<b>Total</b>
7700 Facilites Maintenance	0	0	230,000	0	0	0	0	0	0	0	230,000
<b>Total</b>	<b>0</b>	<b>0</b>	<b>230,000</b>	<b>0</b>	<b>0</b>	<b>0</b>	<b>0</b>	<b>0</b>	<b>0</b>	<b>0</b>	<b>230,000</b>

**Project Details**

Bloomington, MN

Project # CF-25-004  
 Project Name Tuck Point Civic Plaza

Total Project Cost	\$520,000	Contact	Maintenance Superintendent
Department	City Facilities	Category	Facilities
Priority	Tier 1	Status	Active
Useful Life	15 years		

**Description**

Facilities staff requested a company to evaluate the condition of expansion joints, joint sealants, and mortar. Many of these systems have a life cycle of 10-15 years.

**Justification**

With the continued exposure to the elements the exterior will continue to be at risk for water intrusion. By restoring these systems the building will continue to be water tight and serve the City for years to come. This works is required to maintain the life of the building.

<b>Expenditures</b>	<b>2025</b>	<b>2026</b>	<b>2027</b>	<b>2028</b>	<b>2029</b>	<b>2030</b>	<b>2031</b>	<b>2032</b>	<b>2033</b>	<b>2034</b>	<b>Total</b>
Maintenance	0	520,000	0	0	0	0	0	0	0	0	520,000
<b>Total</b>	<b>0</b>	<b>520,000</b>	<b>0</b>	<b>0</b>	<b>0</b>	<b>0</b>	<b>0</b>	<b>0</b>	<b>0</b>	<b>0</b>	<b>520,000</b>

<b>Funding Sources</b>	<b>2025</b>	<b>2026</b>	<b>2027</b>	<b>2028</b>	<b>2029</b>	<b>2030</b>	<b>2031</b>	<b>2032</b>	<b>2033</b>	<b>2034</b>	<b>Total</b>
7700 Facilites Maintenance	0	520,000	0	0	0	0	0	0	0	0	520,000
<b>Total</b>	<b>0</b>	<b>520,000</b>	<b>0</b>	<b>0</b>	<b>0</b>	<b>0</b>	<b>0</b>	<b>0</b>	<b>0</b>	<b>0</b>	<b>520,000</b>

# Project Details

Bloomington, MN

**Project #** CF-25-006  
**Project Name** Dwan John Deere Pro Gator Replacement

<b>Total Project Cost</b>	\$98,116	<b>Contact</b>	Parks & Rec Director
<b>Department</b>	City Facilities	<b>Category</b>	Golf Course
<b>Priority</b>	Tier 3	<b>Status</b>	Active
<b>Useful Life</b>	15 years		

**Description**

Two new John Deere Pro Gator utility vehicles.

**Justification**

Replace a two 2001 John Deere Pro Gators with 3000 hour or 180,000 miles.

<b>Expenditures</b>	<b>2025</b>	<b>2026</b>	<b>2027</b>	<b>2028</b>	<b>2029</b>	<b>2030</b>	<b>2031</b>	<b>2032</b>	<b>2033</b>	<b>2034</b>	<b>Total</b>
Equipment	0	0	0	0	0	0	0	0	0	98,116	98,116
<b>Total</b>	<b>0</b>	<b>0</b>	<b>0</b>	<b>0</b>	<b>0</b>	<b>0</b>	<b>0</b>	<b>0</b>	<b>0</b>	<b>98,116</b>	<b>98,116</b>

<b>Funding Sources</b>	<b>2025</b>	<b>2026</b>	<b>2027</b>	<b>2028</b>	<b>2029</b>	<b>2030</b>	<b>2031</b>	<b>2032</b>	<b>2033</b>	<b>2034</b>	<b>Total</b>
6400 Golf Course	0	0	0	0	0	0	0	0	0	98,116	98,116
<b>Total</b>	<b>0</b>	<b>0</b>	<b>0</b>	<b>0</b>	<b>0</b>	<b>0</b>	<b>0</b>	<b>0</b>	<b>0</b>	<b>98,116</b>	<b>98,116</b>

2025 thru 2034

## Project Details

Bloomington, MN

**Project #** CF-25-007  
**Project Name** BCA Black Box Lighting System Upgrade

<b>Total Project Cost</b>	\$220,000	<b>Contact</b>	Parks & Rec Director
<b>Department</b>	City Facilities	<b>Category</b>	Art Center
<b>Priority</b>	Tier 1	<b>Status</b>	Active
<b>Useful Life</b>	20 years		

### Description

This project intends to provide updated lighting infrastructure, lighting instruments, and control surfaces to the Black Box Theater. Equipment to be replaced or purchased may include: Dimmer racks, network relays, network switches, necessary wiring, electrical work, lighting board, network ports.

### Justification

Schneider Theater had a CIP completed in 2021-2022 updating the theater lighting system, however in use the operators have found the two separate systems (Schneider and Black Box) to be only partially compatible, leading to network data and communication issues within the building's dimmer racks, or master lighting control systems. After consultation, it was recommended that the Black Box infrastructure be updated to match Schneider Theater for full compatibility. One or both systems may be at continued risk of lighting dropouts as long as the two systems are left partially incompatible. The instruments and control surfaces within Black Box are also in need of update due to overall age.

<b>Expenditures</b>	<b>2025</b>	<b>2026</b>	<b>2027</b>	<b>2028</b>	<b>2029</b>	<b>2030</b>	<b>2031</b>	<b>2032</b>	<b>2033</b>	<b>2034</b>	<b>Total</b>
Equipment	220,000	0	0	0	0	0	0	0	0	0	220,000
<b>Total</b>	<b>220,000</b>	<b>0</b>	<b>0</b>	<b>0</b>	<b>0</b>	<b>0</b>	<b>0</b>	<b>0</b>	<b>0</b>	<b>0</b>	<b>220,000</b>

<b>Funding Sources</b>	<b>2025</b>	<b>2026</b>	<b>2027</b>	<b>2028</b>	<b>2029</b>	<b>2030</b>	<b>2031</b>	<b>2032</b>	<b>2033</b>	<b>2034</b>	<b>Total</b>
6500 Art Center	220,000	0	0	0	0	0	0	0	0	0	220,000
<b>Total</b>	<b>220,000</b>	<b>0</b>	<b>0</b>	<b>0</b>	<b>0</b>	<b>0</b>	<b>0</b>	<b>0</b>	<b>0</b>	<b>0</b>	<b>220,000</b>



**Project Details**

Bloomington, MN

Project # CF-25-008  
 Project Name BCA Audio/Video Event Equipment

Total Project Cost	\$100,000	Contact	Parks & Rec Director
Department	City Facilities	Category	Art Center
Priority	Tier 1	Status	Active
Useful Life	15 years		

Description

This project intends to replace outdated audio and video event equipment within the Center for the Arts. Recent CIP projects have been completed within the Schneider and Black Box Theaters for built-in systems, however any supplemental equipment remains 10-15 years out of date. This supplemental equipment is used for theater shows, events within other Center for the Arts facilities, rehearsals, classes, and public engagement sessions. The majority of the current older equipment belongs to Artistry - this project provides a much-needed update while bringing equipment under city control and ownership.

Justification

Most of the audio and video equipment within the Center for the Arts is several years out of date. Examples include: Speakers and PA systems, microphones, mobile/outdoor sound systems, cables, projectors, wall screens, and live streaming equipment. To sustain a high level of customer service to arts patrons and users, equipment upgrades are necessary to modernize and prevent untimely breakdowns. As stated above, the majority of the current older equipment belongs to Artistry - this project brings equipment under city control and ownership. This equipment may also serve Arts in the Parks and other seasonal programming.

Expenditures	2025	2026	2027	2028	2029	2030	2031	2032	2033	2034	Total
Equipment	0	100,000	0	0	0	0	0	0	0	0	100,000
<b>Total</b>	<b>0</b>	<b>100,000</b>	<b>0</b>	<b>0</b>	<b>0</b>	<b>0</b>	<b>0</b>	<b>0</b>	<b>0</b>	<b>0</b>	<b>100,000</b>

Funding Sources	2025	2026	2027	2028	2029	2030	2031	2032	2033	2034	Total
6500 Art Center	0	100,000	0	0	0	0	0	0	0	0	100,000
<b>Total</b>	<b>0</b>	<b>100,000</b>	<b>0</b>	<b>0</b>	<b>0</b>	<b>0</b>	<b>0</b>	<b>0</b>	<b>0</b>	<b>0</b>	<b>100,000</b>

**Project Details**

Bloomington, MN

Project # CF-25-009  
 Project Name City Network Expansion

Total Project Cost	\$1,500,000	Contact	Chief Information Officer
Department	City Facilities	Type	Infrastructure
Category	Facilities	Priority	Tier 1
Status	Active		

**Description**

Add network connectivity to City sites that are currently not connected to the City's internal network. This will provide the facility to add or enhance site security, provide for future site enhancements and unify applications across more sites. Initial focus will be unconnected parks and water treatment locations, priority will be determined by anticipated benefit and impact. 2-3 City additional facilities will be connected each year.

**Justification**

The City currently has a large number of locations that are not connected and strategically connecting them will enhance the City's service offerings associated with these locations.

<b>Expenditures</b>	<b>2025</b>	<b>2026</b>	<b>2027</b>	<b>2028</b>	<b>2029</b>	<b>2030</b>	<b>2031</b>	<b>2032</b>	<b>2033</b>	<b>2034</b>	<b>Total</b>
Engineering and Installation	150,000	150,000	150,000	150,000	150,000	150,000	150,000	150,000	150,000	150,000	1,500,000
<b>Total</b>	<b>150,000</b>	<b>150,000</b>	<b>150,000</b>	<b>150,000</b>	<b>150,000</b>	<b>150,000</b>	<b>150,000</b>	<b>150,000</b>	<b>150,000</b>	<b>150,000</b>	<b>1,500,000</b>

<b>Funding Sources</b>	<b>2025</b>	<b>2026</b>	<b>2027</b>	<b>2028</b>	<b>2029</b>	<b>2030</b>	<b>2031</b>	<b>2032</b>	<b>2033</b>	<b>2034</b>	<b>Total</b>
Other Sources	150,000	150,000	150,000	150,000	150,000	150,000	150,000	150,000	150,000	150,000	1,500,000
<b>Total</b>	<b>150,000</b>	<b>150,000</b>	<b>150,000</b>	<b>150,000</b>	<b>150,000</b>	<b>150,000</b>	<b>150,000</b>	<b>150,000</b>	<b>150,000</b>	<b>150,000</b>	<b>1,500,000</b>

**Project Details**

Bloomington, MN

Project # CF-25-010  
 Project Name Update City Card-Access System

Total Project Cost	\$850,000	Contact	Chief Information Officer
Department	City Facilities	Category	Facilities
Priority	Tier 1	Status	Active
Useful Life	20 years		

**Description**

Update the card-access controllers currently used at the City. This will also include re-keying external access for City locations to validate access and security across all currently connected facilities. An updated system will provide additional security enhancements.

**Justification**

The security system has surpassed its end of life (20 years), it was installed when Civic Plaza was built in 2003. Hardware currently in use is no longer available for replacement.

<b>Expenditures</b>	<b>2025</b>	<b>2026</b>	<b>2027</b>	<b>2028</b>	<b>2029</b>	<b>2030</b>	<b>2031</b>	<b>2032</b>	<b>2033</b>	<b>2034</b>	<b>Total</b>
Equipment	0	850,000	0	0	0	0	0	0	0	0	850,000
<b>Total</b>	<b>0</b>	<b>850,000</b>	<b>0</b>	<b>0</b>	<b>0</b>	<b>0</b>	<b>0</b>	<b>0</b>	<b>0</b>	<b>0</b>	<b>850,000</b>

<b>Funding Sources</b>	<b>2025</b>	<b>2026</b>	<b>2027</b>	<b>2028</b>	<b>2029</b>	<b>2030</b>	<b>2031</b>	<b>2032</b>	<b>2033</b>	<b>2034</b>	<b>Total</b>
Other Sources	0	850,000	0	0	0	0	0	0	0	0	850,000
<b>Total</b>	<b>0</b>	<b>850,000</b>	<b>0</b>	<b>0</b>	<b>0</b>	<b>0</b>	<b>0</b>	<b>0</b>	<b>0</b>	<b>0</b>	<b>850,000</b>

**Project Details**

Bloomington, MN

**Project #** CF-25-011  
**Project Name** Community Health and Wellness Center Parking Ramp

**Total Project Cost** \$10,000,000      **Contact** Parks & Rec Director  
**Department** City Facilities      **Category** Community Health and Wellness Center  
**Priority** Tier 1      **Status** Active

**Description**  
 Parking ramp for the new Community Health & Wellness Center

**Justification**  
 Adequate surface parking is not available, a ramp is necessary to accommodate guests to the CHWC.

<b>Expenditures</b>	<b>2025</b>	<b>2026</b>	<b>2027</b>	<b>2028</b>	<b>2029</b>	<b>2030</b>	<b>2031</b>	<b>2032</b>	<b>2033</b>	<b>2034</b>	<b>Total</b>
Design and Construction	10,000,000	0	0	0	0	0	0	0	0	0	10,000,000
<b>Total</b>	<b>10,000,000</b>	<b>0</b>	<b>0</b>	<b>0</b>	<b>0</b>	<b>0</b>	<b>0</b>	<b>0</b>	<b>0</b>	<b>0</b>	<b>10,000,000</b>

<b>Funding Sources</b>	<b>2025</b>	<b>2026</b>	<b>2027</b>	<b>2028</b>	<b>2029</b>	<b>2030</b>	<b>2031</b>	<b>2032</b>	<b>2033</b>	<b>2034</b>	<b>Total</b>
Charter Bonds	10,000,000	0	0	0	0	0	0	0	0	0	10,000,000
<b>Total</b>	<b>10,000,000</b>	<b>0</b>	<b>0</b>	<b>0</b>	<b>0</b>	<b>0</b>	<b>0</b>	<b>0</b>	<b>0</b>	<b>0</b>	<b>10,000,000</b>



# Park development



Combined ten-year  
**Capital**  
Improvement Plan  
2025-2034





2025 through 2034  
**Project by Category and Department**  
 Bloomington, MN  
**Projects by Category And Department**

Department Category	Project #	Priority	2025	2026	2027	2028	2029	2030	2031	2032	2033	2034	Total
<b>Park Development</b>													
<i>Parks</i>													
Running Park Bldg Replacement & Site Improvements	PD-15-008	2						4,000,000					4,000,000
MN DNR State Trail Connections and Signage	PD-15-012	2			250,000								250,000
Countryside Playground Replacement	PD-17-013	3							600,000				600,000
Tarnhill Park Improvement Project	PD-17-015	2				900,000							900,000
Valley View Park Improvements	PD-18-006	3								5,000,000			5,000,000
Fenlason Park Improvements	PD-18-010	3										350,000	350,000
Nine Mile Playground Replacement	PD-18-011	1	120,000										120,000
Southglen Playground Replacement	PD-18-012	2					400,000						400,000
Poplar Bridge Park Bldg & Site Improvements	PD-18-032	2						3,500,000					3,500,000
Smith Park Building Replacement	PD-19-017	3								4,000,000			4,000,000
Moir and Harrison Park Improvements	PD-20-001	2						1,300,000					1,300,000
Dred Scott Park Improvements	PD-20-002	2						3,300,000					3,300,000
Brye Park Improvements	PD-22-002	3						750,000					750,000
Haeg Park Improvements	PD-22-003	3									200,000		200,000
Parkers Picnic Bike Park & Site Amenities	PD-22-007	2			200,000								200,000

<b>Department Category</b>	<b>Project #</b>	<b>Priority</b>	<b>2025</b>	<b>2026</b>	<b>2027</b>	<b>2028</b>	<b>2029</b>	<b>2030</b>	<b>2031</b>	<b>2032</b>	<b>2033</b>	<b>2034</b>	<b>Total</b>
Nine Mile Creek Corridor Renewal	PD-23-005	1		20,000,000									20,000,000
Gene Kelly Park Renovation	PD-24-003	3										12,000,000	12,000,000
Natural Resources Restoration	PD-24-010	1		300,000	200,000		300,000	300,000		300,000			1,400,000
Normandale Lake Regional Park Improvements	PD-24-016	1	800,000										800,000
Park System Field Renovations	PD-24-018	1	19,000,000										19,000,000
Parking Lot and Hard Surface Maintenance	PD-24-021	1	250,000										250,000
	<b>Parks Total</b>		<b>20,170,000</b>	<b>20,300,000</b>	<b>650,000</b>	<b>900,000</b>	<b>700,000</b>	<b>13,150,000</b>	<b>600,000</b>	<b>9,300,000</b>	<b>200,000</b>	<b>12,350,000</b>	<b>78,320,000</b>
	<b>Park Development Total</b>		<b>20,170,000</b>	<b>20,300,000</b>	<b>650,000</b>	<b>900,000</b>	<b>700,000</b>	<b>13,150,000</b>	<b>600,000</b>	<b>9,300,000</b>	<b>200,000</b>	<b>12,350,000</b>	<b>78,320,000</b>
	<b>GRAND TOTAL</b>		<b>20,170,000</b>	<b>20,300,000</b>	<b>650,000</b>	<b>900,000</b>	<b>700,000</b>	<b>13,150,000</b>	<b>600,000</b>	<b>9,300,000</b>	<b>200,000</b>	<b>12,350,000</b>	<b>78,320,000</b>



# Project Details

## Bloomington, MN

**Project #** PD-15-008  
**Project Name** Running Park Bldg Replacement & Site Improvements

<b>Total Project Cost</b>	\$4,000,000	<b>Contact</b>	Parks & Rec Director
<b>Department</b>	Park Development	<b>Type</b>	Improvement
<b>Category</b>	Parks	<b>Priority</b>	Tier 2
<b>Status</b>	Active	<b>Useful Life</b>	50 years

### Description

Park renovations will include a new park shelter building that supports year-around programming including winter ice skating and general neighborhood use, walking loops and incorporate other park amenities as determined through a community driven planning process initiated in 2022.

### Justification

Assessment of existing infrastructure and extensive stakeholder and community engagement through the 2021 Park System Master Plan (PSMP) identified needs and priorities for the City's parks. New park shelter buildings are prioritized to add indoor recreation space which is currently lacking and provide year-around programming and community gathering spaces. Locations and general scope for new park shelter buildings were identified in the PSMP using a geographical equity lens. The project will reflect the priorities of the PSMP of natural resources, park facilities needs, trails/ mobility and equity.

<b>Expenditures</b>	<b>2025</b>	<b>2026</b>	<b>2027</b>	<b>2028</b>	<b>2029</b>	<b>2030</b>	<b>2031</b>	<b>2032</b>	<b>2033</b>	<b>2034</b>	<b>Total</b>
Design and Construction	0	0	0	0	0	4,000,000	0	0	0	0	4,000,000
<b>Total</b>	<b>0</b>	<b>0</b>	<b>0</b>	<b>0</b>	<b>0</b>	<b>4,000,000</b>	<b>0</b>	<b>0</b>	<b>0</b>	<b>0</b>	<b>4,000,000</b>

<b>Funding Sources</b>	<b>2025</b>	<b>2026</b>	<b>2027</b>	<b>2028</b>	<b>2029</b>	<b>2030</b>	<b>2031</b>	<b>2032</b>	<b>2033</b>	<b>2034</b>	<b>Total</b>
Charter Bonds	0	0	0	0	0	4,000,000	0	0	0	0	4,000,000
<b>Total</b>	<b>0</b>	<b>0</b>	<b>0</b>	<b>0</b>	<b>0</b>	<b>4,000,000</b>	<b>0</b>	<b>0</b>	<b>0</b>	<b>0</b>	<b>4,000,000</b>

# Project Details

## Bloomington, MN

**Project #** PD-15-012  
**Project Name** MN DNR State Trail Connections and Signage

<b>Total Project Cost</b>	\$250,000	<b>Contact</b>	Parks & Rec Director
<b>Department</b>	Park Development	<b>Type</b>	Recreation and Social - Infrastructure
<b>Category</b>	Parks	<b>Priority</b>	Tier 2
<b>Status</b>	Active	<b>Useful Life</b>	20 years

### Description

Provide safe and efficient connections to the Minnesota River Valley via on-road and off-road facilities connecting to Bloomington's Alternative Transportation System. Work considered as part of this project planning will include:

- Wayfinding and Signage in the areas leading to both the major and minor trail-heads connecting to the MN River Valley and State Trail
- Lyndale Trail-head (Sorenson Boat Launch) signage, bike lane, bike facilities, parking improvements

### Justification

MN DNR recently constructed phase 1 of the MN River Valley State trail. Primary access to this trail is located at Lyndale Avenue at the MN River. Planning will be in coordination with Public Works, Engineering Department and Lyndale Avenue improvements west of 106th Street to south terminus. This planning will also be coordinated with the U.S Fish and Wildlife Service. The 2021 Park System Master Plan (PSMP) identifies trails and mobility as a priority park element. The Action Plan in Section four calls for signage and wayfinding plans across the City that integrate with Regional Trail signage proposed. This project supports Strategy one of the City's 2022-2027 Strategic Plan.

<b>Expenditures</b>	<b>2025</b>	<b>2026</b>	<b>2027</b>	<b>2028</b>	<b>2029</b>	<b>2030</b>	<b>2031</b>	<b>2032</b>	<b>2033</b>	<b>2034</b>	<b>Total</b>
Design and Construction	0	0	250,000	0	0	0	0	0	0	0	250,000
<b>Total</b>	<b>0</b>	<b>0</b>	<b>250,000</b>	<b>0</b>	<b>0</b>	<b>0</b>	<b>0</b>	<b>0</b>	<b>0</b>	<b>0</b>	<b>250,000</b>

<b>Funding Sources</b>	<b>2025</b>	<b>2026</b>	<b>2027</b>	<b>2028</b>	<b>2029</b>	<b>2030</b>	<b>2031</b>	<b>2032</b>	<b>2033</b>	<b>2034</b>	<b>Total</b>
Grant Funds	0	0	250,000	0	0	0	0	0	0	0	250,000
<b>Total</b>	<b>0</b>	<b>0</b>	<b>250,000</b>	<b>0</b>	<b>0</b>	<b>0</b>	<b>0</b>	<b>0</b>	<b>0</b>	<b>0</b>	<b>250,000</b>

**Project Details**

Bloomington, MN

**Project #** PD-17-013  
**Project Name** Countryside Playground Replacement

<b>Total Project Cost</b>	\$600,000	<b>Contact</b>	Parks & Rec Director
<b>Department</b>	Park Development	<b>Type</b>	Recreation and Social - Infrastructure
<b>Category</b>	Parks	<b>Priority</b>	Tier 3
<b>Status</b>	Active	<b>Useful Life</b>	30 years

**Description**  
 Countryside playground replacement will includes new play equipment, safety surface, shade and seating. Additional park amenities will be considered as part of the planning process with the community.

**Justification**  
 Countryside playground was installed in 2000 and has a sand play surface. The 2021 Park System Master Plan provides system wide recommendations for play areas which will be incorporated into the playground design. A new playground will specifically address ADA accessibility opportunities, shade and include a community engagement process to inform the design.

<b>Expenditures</b>	<b>2025</b>	<b>2026</b>	<b>2027</b>	<b>2028</b>	<b>2029</b>	<b>2030</b>	<b>2031</b>	<b>2032</b>	<b>2033</b>	<b>2034</b>	<b>Total</b>
Design and Construction	0	0	0	0	0	0	600,000	0	0	0	600,000
<b>Total</b>	<b>0</b>	<b>0</b>	<b>0</b>	<b>0</b>	<b>0</b>	<b>0</b>	<b>600,000</b>	<b>0</b>	<b>0</b>	<b>0</b>	<b>600,000</b>

<b>Funding Sources</b>	<b>2025</b>	<b>2026</b>	<b>2027</b>	<b>2028</b>	<b>2029</b>	<b>2030</b>	<b>2031</b>	<b>2032</b>	<b>2033</b>	<b>2034</b>	<b>Total</b>
4400 Park Development	0	0	0	0	0	0	300,000	0	0	0	300,000
Grant Funds	0	0	0	0	0	0	300,000	0	0	0	300,000
<b>Total</b>	<b>0</b>	<b>0</b>	<b>0</b>	<b>0</b>	<b>0</b>	<b>0</b>	<b>600,000</b>	<b>0</b>	<b>0</b>	<b>0</b>	<b>600,000</b>

## Project Details

### Bloomington, MN

**Project #** PD-17-015  
**Project Name** Tarnhill Park Improvement Project

<b>Total Project Cost</b>	\$900,000	<b>Contact</b>	Parks & Rec Director
<b>Department</b>	Park Development	<b>Type</b>	Recreation and Social - Infrastructure
<b>Category</b>	Parks	<b>Priority</b>	Tier 2
<b>Status</b>	Active	<b>Useful Life</b>	20 years

#### Description

Tarnhill Park improvements will consider building demolition and the addition of a new playground and other facilities identified through a community driven planning process. A community engagement process will be used as part of the planning process for this project to more specifically identify and design new park amenities which could include nature play, skate park, picnic shelter, trails and natural resources improvement.

#### Justification

Studies and analysis done as part of the 2021 Park System Master Plan identify needs and opportunities to update parks and park programming to better serve residents today and in the future. The Action Plan calls for a community driven planning process to develop an updated park design that provides new amenities to replace decommissioned, over served facilities. Winter skating was discontinued in 2020. New park amenities will replace winter skating and offer new and additional experiences for residents.

<b>Expenditures</b>	<b>2025</b>	<b>2026</b>	<b>2027</b>	<b>2028</b>	<b>2029</b>	<b>2030</b>	<b>2031</b>	<b>2032</b>	<b>2033</b>	<b>2034</b>	<b>Total</b>
Design and Construction	0	0	0	900,000	0	0	0	0	0	0	900,000
<b>Total</b>	<b>0</b>	<b>0</b>	<b>0</b>	<b>900,000</b>	<b>0</b>	<b>0</b>	<b>0</b>	<b>0</b>	<b>0</b>	<b>0</b>	<b>900,000</b>

<b>Funding Sources</b>	<b>2025</b>	<b>2026</b>	<b>2027</b>	<b>2028</b>	<b>2029</b>	<b>2030</b>	<b>2031</b>	<b>2032</b>	<b>2033</b>	<b>2034</b>	<b>Total</b>
4400 Park Development	0	0	0	350,000	0	0	0	0	0	0	350,000
Grant Funds	0	0	0	300,000	0	0	0	0	0	0	300,000
Charter Bonds	0	0	0	250,000	0	0	0	0	0	0	250,000
<b>Total</b>	<b>0</b>	<b>0</b>	<b>0</b>	<b>900,000</b>	<b>0</b>	<b>0</b>	<b>0</b>	<b>0</b>	<b>0</b>	<b>0</b>	<b>900,000</b>

# Project Details

## Bloomington, MN

**Project #** PD-18-006  
**Project Name** Valley View Park Improvements

<b>Total Project Cost</b>	\$5,000,000	<b>Contact</b>	Parks & Rec Director
<b>Department</b>	Park Development	<b>Type</b>	Improvement
<b>Category</b>	Parks	<b>Priority</b>	Tier 3
<b>Status</b>	Active	<b>Useful Life</b>	20 years

**Description**  
 Park improvements include a fully inclusive playground, lighted pickleball courts and upgraded park lighting, walking loops, expanded skate park, formalizing lawn games area, shade structure, park building, field and court improvements and parking. The project will also consider converting a softball diamond to a miracle field.

**Justification**  
 Studies and analysis done as part of the 2021 Park System Master Plan identify needs and opportunities to update parks and park programming to better serve residents today and in the future. The Action Plan calls for providing new and emerging trend facilities and updating park plans to meet current resident needs. The Action Plan also calls for reducing over served facilities including ball diamonds while adding new facilities in their place. A community engagement process will be used as part of the planning process for this project to more specifically identify and design new park amenities.

<b>Expenditures</b>	<b>2025</b>	<b>2026</b>	<b>2027</b>	<b>2028</b>	<b>2029</b>	<b>2030</b>	<b>2031</b>	<b>2032</b>	<b>2033</b>	<b>2034</b>	<b>Total</b>
Design and Construction	0	0	0	0	0	0	0	5,000,000	0	0	5,000,000
<b>Total</b>	<b>0</b>	<b>0</b>	<b>0</b>	<b>0</b>	<b>0</b>	<b>0</b>	<b>0</b>	<b>5,000,000</b>	<b>0</b>	<b>0</b>	<b>5,000,000</b>

<b>Funding Sources</b>	<b>2025</b>	<b>2026</b>	<b>2027</b>	<b>2028</b>	<b>2029</b>	<b>2030</b>	<b>2031</b>	<b>2032</b>	<b>2033</b>	<b>2034</b>	<b>Total</b>
Charter Bonds	0	0	0	0	0	0	0	5,000,000	0	0	5,000,000
<b>Total</b>	<b>0</b>	<b>0</b>	<b>0</b>	<b>0</b>	<b>0</b>	<b>0</b>	<b>0</b>	<b>5,000,000</b>	<b>0</b>	<b>0</b>	<b>5,000,000</b>

**Project Details**

Bloomington, MN

Project # PD-18-010  
 Project Name Fenlason Park Improvements

Total Project Cost	\$350,000	Contact	Parks & Rec Director
Department	Park Development	Type	Recreation and Social - Infrastructure
Category	Parks	Priority	Tier 3
Status	Active	Useful Life	20 years

Description

Fenlason playground replacement will includes new play equipment, safety surface, shade and seating. Additional park amenities will be considered as part of the planning process with the community.

Justification

Fenlason playground was installed in 1999 and has a sand play surface. The 2021 Park System Master Plan provides system wide recommendations for play areas which will be incorporated into the playground design. A new playground will specifically address ADA accessibility opportunities, shade and include a community engagement process to inform the design.

Expenditures	2025	2026	2027	2028	2029	2030	2031	2032	2033	2034	Total
Design and Construction	0	0	0	0	0	0	0	0	0	350,000	350,000
<b>Total</b>	<b>0</b>	<b>0</b>	<b>0</b>	<b>0</b>	<b>0</b>	<b>0</b>	<b>0</b>	<b>0</b>	<b>0</b>	<b>350,000</b>	<b>350,000</b>

Funding Sources	2025	2026	2027	2028	2029	2030	2031	2032	2033	2034	Total
4400 Park Development	0	0	0	0	0	0	0	0	0	300,000	300,000
Grant Funds	0	0	0	0	0	0	0	0	0	50,000	50,000
<b>Total</b>	<b>0</b>	<b>0</b>	<b>0</b>	<b>0</b>	<b>0</b>	<b>0</b>	<b>0</b>	<b>0</b>	<b>0</b>	<b>350,000</b>	<b>350,000</b>

**Project Details**

Bloomington, MN

Project # PD-18-011  
 Project Name Nine Mile Playground Replacement

Total Project Cost	\$120,000	Contact	Parks & Rec Director
Department	Park Development	Type	Recreation and Social - Infrastructure
Category	Parks	Priority	Tier 1
Status	Active	Useful Life	20 years

**Description**

Nine Mile playground will be replaced with a small shelter with picnic tables for gathering.

**Justification**

Nine Mile playground was installed in 1998 and has a sand play surface. It's a small park with limited use for play. The 2021 Park System Master Plan provides system wide recommendations for updating park amenities to better serve residents today.

<b>Expenditures</b>	<b>2025</b>	<b>2026</b>	<b>2027</b>	<b>2028</b>	<b>2029</b>	<b>2030</b>	<b>2031</b>	<b>2032</b>	<b>2033</b>	<b>2034</b>	<b>Total</b>
Design and Construction	120,000	0	0	0	0	0	0	0	0	0	120,000
<b>Total</b>	<b>120,000</b>	<b>0</b>	<b>0</b>	<b>0</b>	<b>0</b>	<b>0</b>	<b>0</b>	<b>0</b>	<b>0</b>	<b>0</b>	<b>120,000</b>

<b>Funding Sources</b>	<b>2025</b>	<b>2026</b>	<b>2027</b>	<b>2028</b>	<b>2029</b>	<b>2030</b>	<b>2031</b>	<b>2032</b>	<b>2033</b>	<b>2034</b>	<b>Total</b>
4400 Park Development	120,000	0	0	0	0	0	0	0	0	0	120,000
<b>Total</b>	<b>120,000</b>	<b>0</b>	<b>0</b>	<b>0</b>	<b>0</b>	<b>0</b>	<b>0</b>	<b>0</b>	<b>0</b>	<b>0</b>	<b>120,000</b>

**Project Details**

Bloomington, MN

Project # PD-18-012  
 Project Name Southglen Playground Replacement

Total Project Cost	\$400,000	Contact	Parks & Rec Director
Department	Park Development	Type	Recreation and Social - Infrastructure
Category	Parks	Priority	Tier 2
Status	Active	Useful Life	20 years

**Description**

Southglen playground replacement will includes new play equipment, safety surface, shade and seating. Additional park amenities will be considered as part of the planning process with the community.

**Justification**

Southglen playground was installed in 1997 and has a sand play surface. The 2021 Park System Master Plan provides system wide recommendations for play areas which will be incorporated into the playground design. A new playground will specifically address ADA accessibility opportunities, shade and include a community engagement process to inform the design.

<b>Expenditures</b>	<b>2025</b>	<b>2026</b>	<b>2027</b>	<b>2028</b>	<b>2029</b>	<b>2030</b>	<b>2031</b>	<b>2032</b>	<b>2033</b>	<b>2034</b>	<b>Total</b>
Design and Construction	0	0	0	0	400,000	0	0	0	0	0	400,000
<b>Total</b>	<b>0</b>	<b>0</b>	<b>0</b>	<b>0</b>	<b>400,000</b>	<b>0</b>	<b>0</b>	<b>0</b>	<b>0</b>	<b>0</b>	<b>400,000</b>

<b>Funding Sources</b>	<b>2025</b>	<b>2026</b>	<b>2027</b>	<b>2028</b>	<b>2029</b>	<b>2030</b>	<b>2031</b>	<b>2032</b>	<b>2033</b>	<b>2034</b>	<b>Total</b>
4400 Park Development	0	0	0	0	200,000	0	0	0	0	0	200,000
Grant Funds	0	0	0	0	200,000	0	0	0	0	0	200,000
<b>Total</b>	<b>0</b>	<b>0</b>	<b>0</b>	<b>0</b>	<b>400,000</b>	<b>0</b>	<b>0</b>	<b>0</b>	<b>0</b>	<b>0</b>	<b>400,000</b>



# Project Details

## Bloomington, MN

**Project #** PD-18-032  
**Project Name** Poplar Bridge Park Bldg & Site Improvements

<b>Total Project Cost</b>	\$3,500,000	<b>Contact</b>	Parks & Rec Director
<b>Department</b>	Park Development	<b>Type</b>	Recreation and Social - Infrastructure
<b>Category</b>	Parks	<b>Priority</b>	Tier 2
<b>Status</b>	Active	<b>Useful Life</b>	20 years

### Description

Park renovations will include a new park shelter building that supports year-around programming including winter ice skating and general neighborhood use incorporate other park amenities as determined through a community driven planning process initiated in 2022.

### Justification

Assessment of existing infrastructure and extensive stakeholder and community engagement through the 2021 Park System Master Plan (PSMP) identified needs and priorities for the City's parks. New park shelter buildings are prioritized to add indoor recreation space which is currently lacking and provide year-around programming and community gathering spaces. Locations and general scope for new park shelter buildings were identified in the PSMP using a geographical equity lens. The project will reflect the priorities of the PSMP of natural resources, park facilities needs, trails/ mobility and equity. The project will address actions steps specifically identified in Section four of the PSMP. Updated park spaces supports strategies one and two of the City's 2022-2027 Strategic Plan.

<b>Expenditures</b>	<b>2025</b>	<b>2026</b>	<b>2027</b>	<b>2028</b>	<b>2029</b>	<b>2030</b>	<b>2031</b>	<b>2032</b>	<b>2033</b>	<b>2034</b>	<b>Total</b>
Design and Construction	0	0	0	0	0	3,500,000	0	0	0	0	3,500,000
<b>Total</b>	<b>0</b>	<b>0</b>	<b>0</b>	<b>0</b>	<b>0</b>	<b>3,500,000</b>	<b>0</b>	<b>0</b>	<b>0</b>	<b>0</b>	<b>3,500,000</b>

<b>Funding Sources</b>	<b>2025</b>	<b>2026</b>	<b>2027</b>	<b>2028</b>	<b>2029</b>	<b>2030</b>	<b>2031</b>	<b>2032</b>	<b>2033</b>	<b>2034</b>	<b>Total</b>
Charter Bonds	0	0	0	0	0	3,500,000	0	0	0	0	3,500,000
<b>Total</b>	<b>0</b>	<b>0</b>	<b>0</b>	<b>0</b>	<b>0</b>	<b>3,500,000</b>	<b>0</b>	<b>0</b>	<b>0</b>	<b>0</b>	<b>3,500,000</b>

**Project Details**

Bloomington, MN

Project # PD-19-017  
 Project Name Smith Park Building Replacement

Total Project Cost	\$4,000,000	Contact	Parks & Rec Director
Department	Park Development	Type	Recreation and Social - Infrastructure
Category	Parks	Priority	Tier 3
Status	Active	Useful Life	20 years

**Description**

Smith Park renovation includes a new park shelter building, walking loops, natural resource improvements and other site amenities as further identified through a community driven park planning process in 2022.

**Justification**

Assessment of existing infrastructure and extensive stakeholder and community engagement through the 2021 Park System Master Plan (PSMP) identified needs and priorities for the City's parks. New park shelter buildings are prioritized to add indoor recreation space which is currently lacking. The project will reflect the priorities of the PSMP of natural resources, park facilities needs, trails/ mobility and equity. The project will address actions steps specifically identified in Section four of the PSMP. Updated park spaces supports strategies one and two of the City's 2022-2027 Strategic Plan.

<b>Expenditures</b>	<b>2025</b>	<b>2026</b>	<b>2027</b>	<b>2028</b>	<b>2029</b>	<b>2030</b>	<b>2031</b>	<b>2032</b>	<b>2033</b>	<b>2034</b>	<b>Total</b>
Design and Construction	0	0	0	0	0	0	0	4,000,000	0	0	4,000,000
<b>Total</b>	<b>0</b>	<b>0</b>	<b>0</b>	<b>0</b>	<b>0</b>	<b>0</b>	<b>0</b>	<b>4,000,000</b>	<b>0</b>	<b>0</b>	<b>4,000,000</b>

<b>Funding Sources</b>	<b>2025</b>	<b>2026</b>	<b>2027</b>	<b>2028</b>	<b>2029</b>	<b>2030</b>	<b>2031</b>	<b>2032</b>	<b>2033</b>	<b>2034</b>	<b>Total</b>
Charter Bonds	0	0	0	0	0	0	0	4,000,000	0	0	4,000,000
<b>Total</b>	<b>0</b>	<b>0</b>	<b>0</b>	<b>0</b>	<b>0</b>	<b>0</b>	<b>0</b>	<b>4,000,000</b>	<b>0</b>	<b>0</b>	<b>4,000,000</b>

# Project Details

## Bloomington, MN

**Project #** PD-20-001  
**Project Name** Moir and Harrison Park Improvements

<b>Total Project Cost</b>	\$1,300,000	<b>Contact</b>	Parks & Rec Director
<b>Department</b>	Park Development	<b>Type</b>	Recreation and Social - Infrastructure
<b>Category</b>	Parks	<b>Priority</b>	Tier 2
<b>Status</b>	Active	<b>Useful Life</b>	50 years

### Description

Moir Park renovation will include outdoor gathering space with restrooms, new playground, reconsider programming the softball fields and adding new amenities desired by the community. A community driven park planning process will further define project improvements.

### Justification

Assessment of existing infrastructure and extensive stakeholder and community engagement through the 2021 Park System Master Plan (PSMP) identified needs and priorities for the City's parks. Outdoor gathering spaces are prioritized in addition to natural resources and increasing the diversity of under served amenities. A community-driven planning process that provides a new vision for the park will be used. The design principles will reflect the priorities of the PSMP of natural resources, park facilities needs, trails/ mobility and equity. The project will address actions steps specifically identified in Section four of the PSMP.

<b>Expenditures</b>	<b>2025</b>	<b>2026</b>	<b>2027</b>	<b>2028</b>	<b>2029</b>	<b>2030</b>	<b>2031</b>	<b>2032</b>	<b>2033</b>	<b>2034</b>	<b>Total</b>
Design and Construction	0	0	0	0	0	1,300,000	0	0	0	0	1,300,000
<b>Total</b>	<b>0</b>	<b>0</b>	<b>0</b>	<b>0</b>	<b>0</b>	<b>1,300,000</b>	<b>0</b>	<b>0</b>	<b>0</b>	<b>0</b>	<b>1,300,000</b>

<b>Funding Sources</b>	<b>2025</b>	<b>2026</b>	<b>2027</b>	<b>2028</b>	<b>2029</b>	<b>2030</b>	<b>2031</b>	<b>2032</b>	<b>2033</b>	<b>2034</b>	<b>Total</b>
Charter Bonds	0	0	0	0	0	1,300,000	0	0	0	0	1,300,000
<b>Total</b>	<b>0</b>	<b>0</b>	<b>0</b>	<b>0</b>	<b>0</b>	<b>1,300,000</b>	<b>0</b>	<b>0</b>	<b>0</b>	<b>0</b>	<b>1,300,000</b>

**Project Details**

Bloomington, MN

Project # PD-20-002  
 Project Name Dred Scott Park Improvements

Total Project Cost	\$3,300,000	Contact	Parks & Rec Director
Department	Park Development	Type	Social & Cultural-Renewal
Category	Parks	Priority	Tier 2
Status	Active	Useful Life	30 years

**Description**

Replace athletic field lighting on fields 1-7.

**Justification**

Replace light poles, fixtures and underground wiring that have reached their useful life. Replace with energy-efficient LED fixtures and underground wiring in conduit vs direct bury. 2021 draft Park System Master Plan identifies new amenities to better serve residents.

<b>Expenditures</b>	<b>2025</b>	<b>2026</b>	<b>2027</b>	<b>2028</b>	<b>2029</b>	<b>2030</b>	<b>2031</b>	<b>2032</b>	<b>2033</b>	<b>2034</b>	<b>Total</b>
Design and Construction	0	0	0	0	0	3,300,000	0	0	0	0	3,300,000
<b>Total</b>	<b>0</b>	<b>0</b>	<b>0</b>	<b>0</b>	<b>0</b>	<b>3,300,000</b>	<b>0</b>	<b>0</b>	<b>0</b>	<b>0</b>	<b>3,300,000</b>

<b>Funding Sources</b>	<b>2025</b>	<b>2026</b>	<b>2027</b>	<b>2028</b>	<b>2029</b>	<b>2030</b>	<b>2031</b>	<b>2032</b>	<b>2033</b>	<b>2034</b>	<b>Total</b>
Charter Bonds	0	0	0	0	0	3,300,000	0	0	0	0	3,300,000
<b>Total</b>	<b>0</b>	<b>0</b>	<b>0</b>	<b>0</b>	<b>0</b>	<b>3,300,000</b>	<b>0</b>	<b>0</b>	<b>0</b>	<b>0</b>	<b>3,300,000</b>

**Project Details**

Bloomington, MN

Project # PD-22-002  
 Project Name Brye Park Improvements

Total Project Cost	\$750,000	Contact	Parks & Rec Director
Department	Park Development	Type	Recreation and Social - Infrastructure
Category	Parks	Priority	Tier 3
Status	Active	Useful Life	20 years

**Description**

Brye Park improvements will consider building demolition, new shade structure, walking paths and other new park amenities identified through a community driven planning process.

**Justification**

Studies and analysis done as part of the 2021 Park System Master Plan identify needs and opportunities to update parks and park programming to better serve residents today and in the future. The Action Plan calls for a community driven planning process to develop an updated park design that provides new amenities to replace decommissioned, over served facilities. Winter skating was discontinued in 2020. New park amenities will replace winter skating and offer new and additional experiences for residents.

<b>Expenditures</b>	<b>2025</b>	<b>2026</b>	<b>2027</b>	<b>2028</b>	<b>2029</b>	<b>2030</b>	<b>2031</b>	<b>2032</b>	<b>2033</b>	<b>2034</b>	<b>Total</b>
Design and Construction	0	0	0	0	0	750,000	0	0	0	0	750,000
<b>Total</b>	<b>0</b>	<b>0</b>	<b>0</b>	<b>0</b>	<b>0</b>	<b>750,000</b>	<b>0</b>	<b>0</b>	<b>0</b>	<b>0</b>	<b>750,000</b>

<b>Funding Sources</b>	<b>2025</b>	<b>2026</b>	<b>2027</b>	<b>2028</b>	<b>2029</b>	<b>2030</b>	<b>2031</b>	<b>2032</b>	<b>2033</b>	<b>2034</b>	<b>Total</b>
Grant Funds	0	0	0	0	0	750,000	0	0	0	0	750,000
<b>Total</b>	<b>0</b>	<b>0</b>	<b>0</b>	<b>0</b>	<b>0</b>	<b>750,000</b>	<b>0</b>	<b>0</b>	<b>0</b>	<b>0</b>	<b>750,000</b>

**Project Details**

Bloomington, MN

Project # PD-22-003  
 Project Name Haeg Park Improvements

Total Project Cost	\$200,000	Contact	Parks & Rec Director
Department	Park Development	Type	Recreation and Social - Infrastructure
Category	Parks	Priority	Tier 3
Status	Active	Useful Life	20 years

**Description**

Studies and analysis done as part of the 2021 draft Park System Master Plan identify needs and opportunities to update parks and park programming to better serve residents today and in the future. A community engagement process will be used as part of the planning process for this project to more specifically identify and design new park amenities.

**Justification**

Winter skating was discontinued in 2020. New park amenities will replace winter skating and offer new and additional experiences for residents.

<b>Expenditures</b>	<b>2025</b>	<b>2026</b>	<b>2027</b>	<b>2028</b>	<b>2029</b>	<b>2030</b>	<b>2031</b>	<b>2032</b>	<b>2033</b>	<b>2034</b>	<b>Total</b>
Design and Construction	0	0	0	0	0	0	0	0	200,000	0	200,000
<b>Total</b>	<b>0</b>	<b>0</b>	<b>0</b>	<b>0</b>	<b>0</b>	<b>0</b>	<b>0</b>	<b>0</b>	<b>200,000</b>	<b>0</b>	<b>200,000</b>

<b>Funding Sources</b>	<b>2025</b>	<b>2026</b>	<b>2027</b>	<b>2028</b>	<b>2029</b>	<b>2030</b>	<b>2031</b>	<b>2032</b>	<b>2033</b>	<b>2034</b>	<b>Total</b>
4400 Park Development	0	0	0	0	0	0	0	0	200,000	0	200,000
<b>Total</b>	<b>0</b>	<b>0</b>	<b>0</b>	<b>0</b>	<b>0</b>	<b>0</b>	<b>0</b>	<b>0</b>	<b>200,000</b>	<b>0</b>	<b>200,000</b>

**Project Details**

Bloomington, MN

Project # PD-22-007  
 Project Name Parkers Picnic Bike Park & Site Amenities

Total Project Cost	\$200,000	Contact	Parks & Rec Director
Department	Park Development	Type	Recreation and Social - Infrastructure
Category	Parks	Priority	Tier 2
Status	Active	Useful Life	20 years

**Description**

The project includes a bike skills park and supporting site amenities performed through new MORC partnership and grants.

**Justification**

New bike facilities are identified as a need in the 2021 Park System Master Plan. Parker's Picnic Grounds are identified in the Plan as a suitable site due to the proximity to the biking facilities in the MN River Valley.

<b>Expenditures</b>	<b>2025</b>	<b>2026</b>	<b>2027</b>	<b>2028</b>	<b>2029</b>	<b>2030</b>	<b>2031</b>	<b>2032</b>	<b>2033</b>	<b>2034</b>	<b>Total</b>
Design and Construction	0	0	200,000	0	0	0	0	0	0	0	200,000
<b>Total</b>	<b>0</b>	<b>0</b>	<b>200,000</b>	<b>0</b>	<b>0</b>	<b>0</b>	<b>0</b>	<b>0</b>	<b>0</b>	<b>0</b>	<b>200,000</b>

<b>Funding Sources</b>	<b>2025</b>	<b>2026</b>	<b>2027</b>	<b>2028</b>	<b>2029</b>	<b>2030</b>	<b>2031</b>	<b>2032</b>	<b>2033</b>	<b>2034</b>	<b>Total</b>
Other Sources	0	0	200,000	0	0	0	0	0	0	0	200,000
<b>Total</b>	<b>0</b>	<b>0</b>	<b>200,000</b>	<b>0</b>	<b>0</b>	<b>0</b>	<b>0</b>	<b>0</b>	<b>0</b>	<b>0</b>	<b>200,000</b>

## Project Details

### Bloomington, MN

**Project #** PD-23-005  
**Project Name** Nine Mile Creek Corridor Renewal

<b>Total Project Cost</b>	\$20,000,000	<b>Contact</b>	Parks & Rec Director
<b>Department</b>	Park Development	<b>Type</b>	Environmental-Infrastructure
<b>Category</b>	Parks	<b>Priority</b>	Tier 1
<b>Status</b>	Active	<b>Useful Life</b>	50 years

#### Description

The project includes 131 acres of woodland and wetland restoration, 12,000 lineal feet of stream/riparian restoration of Nine Mile Creek, 12,400 feet of trails with associated retaining walls, wayfinding kiosk and signage, seven new trail bridges within Central Park, boardwalk connecting the river bottom trails to Moir/Central Park, bridge over Nine Mile Creek connecting MN river bottom trails. This project is complementary to the planned park facility improvements for Moir Park.

#### Justification

This project restores natural resources within a Metro DNR Conservation Corridor and provides increased recreational access to regionally significant trail networks for the broad community of MN River valley trail users year-around. Natural resources, trails, equity and access were identified by the community as Priority Park Elements in the recently completed Park System Master Plan (PSMP) and natural areas are the underpinning of Bloomington's park system. The Nine Mile Creek corridor is identified as a key remaining natural area within Bloomington. The recently completed Natural Resources Prioritization and Management Strategies for Bloomington Parks ranks Moir-Central Park as the highest priority for restoration. A bike trail connection through Moir-Central Park to the MN River Valley is identified in the Action Plan of the PSMP. The Nine Mile Creek corridor connects to the MN River Valley corridor which together is part of a MN DNR Metro Conservation Corridor. Trail connections to the MN River Valley provide increased access to existing and planned State trails.

On November 7, 2023, Bloomington residents approved a half-percent local sales tax that will generate \$20 million over a twenty-year period for the Nine Mile Creek Corridor Renewal project.

<b>Expenditures</b>	<b>2025</b>	<b>2026</b>	<b>2027</b>	<b>2028</b>	<b>2029</b>	<b>2030</b>	<b>2031</b>	<b>2032</b>	<b>2033</b>	<b>2034</b>	<b>Total</b>
Design and Construction	0	20,000,000	0	0	0	0	0	0	0	0	20,000,000
<b>Total</b>	<b>0</b>	<b>20,000,000</b>	<b>0</b>	<b>0</b>	<b>0</b>	<b>0</b>	<b>0</b>	<b>0</b>	<b>0</b>	<b>0</b>	<b>20,000,000</b>

<b>Funding Sources</b>	<b>2025</b>	<b>2026</b>	<b>2027</b>	<b>2028</b>	<b>2029</b>	<b>2030</b>	<b>2031</b>	<b>2032</b>	<b>2033</b>	<b>2034</b>	<b>Total</b>
Sales Tax Revenue Bonds	0	20,000,000	0	0	0	0	0	0	0	0	20,000,000
<b>Total</b>	<b>0</b>	<b>20,000,000</b>	<b>0</b>	<b>0</b>	<b>0</b>	<b>0</b>	<b>0</b>	<b>0</b>	<b>0</b>	<b>0</b>	<b>20,000,000</b>



## Project Details

Bloomington, MN

Project # PD-24-003  
 Project Name Gene Kelly Park Renovation

Total Project Cost	\$12,000,000	Contact	Parks & Rec Director
Department	Park Development	Type	Recreation and Social - Infrastructure
Category	Parks	Priority	Tier 3
Status	Active	Useful Life	20 years

### Description

Gene Kelly park renovation will consider the addition of three rectangle turf fields, field lighting, diamond field improvements and associated site improvements. State bonding is requested in 2024 to support this project.

### Justification

Old concrete baseball dugouts are in need of extensive repair. Existing softball dugouts need upgrading and add dugouts to third softball field where none exist. There is demand for more and improved square field facilities for soccer. Turf fields will add capacity and provide premier facilities for user groups.

Expenditures	2025	2026	2027	2028	2029	2030	2031	2032	2033	2034	Total
Construction	0	0	0	0	0	0	0	0	0	12,000,000	12,000,000
<b>Total</b>	<b>0</b>	<b>0</b>	<b>0</b>	<b>0</b>	<b>0</b>	<b>0</b>	<b>0</b>	<b>0</b>	<b>0</b>	<b>12,000,000</b>	<b>12,000,000</b>

Funding Sources	2025	2026	2027	2028	2029	2030	2031	2032	2033	2034	Total
Charter Bonds	0	0	0	0	0	0	0	0	0	12,000,000	12,000,000
<b>Total</b>	<b>0</b>	<b>0</b>	<b>0</b>	<b>0</b>	<b>0</b>	<b>0</b>	<b>0</b>	<b>0</b>	<b>0</b>	<b>12,000,000</b>	<b>12,000,000</b>

# Project Details

Bloomington, MN

**Project #** PD-24-010  
**Project Name** Natural Resources Restoration

<b>Total Project Cost</b>	\$1,400,000	<b>Contact</b>	Parks & Rec Director
<b>Department</b>	Park Development	<b>Type</b>	Environmental-Renewal
<b>Category</b>	Parks	<b>Priority</b>	Tier 1
<b>Status</b>	Active	<b>Useful Life</b>	10 years

**Description**  
 Fund natural resources restoration and maintenance activities as identified in the MN River Natural and Cultural Resources Plan and Prioritization Plan for land outside the river valley. Funds may be used for contract work, equipment or grant match.

**Justification**  
 Recognized as a priority during the PSMP process, Natural Resources was a top theme found during the Park System Master Plan public engagement. Enhanced natural resource restoration, maintenance and recreational opportunities are foundational elements of Bloomington's park sytem and contribute to the high quality of life in the City.

<b>Expenditures</b>	<b>2025</b>	<b>2026</b>	<b>2027</b>	<b>2028</b>	<b>2029</b>	<b>2030</b>	<b>2031</b>	<b>2032</b>	<b>2033</b>	<b>2034</b>	<b>Total</b>
Maintenance	0	300,000	200,000	0	300,000	300,000	0	300,000	0	0	<b>1,400,000</b>
<b>Total</b>	<b>0</b>	<b>300,000</b>	<b>200,000</b>	<b>0</b>	<b>300,000</b>	<b>300,000</b>	<b>0</b>	<b>300,000</b>	<b>0</b>	<b>0</b>	<b>1,400,000</b>

<b>Funding Sources</b>	<b>2025</b>	<b>2026</b>	<b>2027</b>	<b>2028</b>	<b>2029</b>	<b>2030</b>	<b>2031</b>	<b>2032</b>	<b>2033</b>	<b>2034</b>	<b>Total</b>
4400 Park Development	0	200,000	200,000	0	150,000	100,000	0	100,000	0	0	<b>750,000</b>
Charter Bonds	0	0	0	0	0	200,000	0	200,000	0	0	<b>400,000</b>
Grant Funds	0	100,000	0	0	150,000	0	0	0	0	0	<b>250,000</b>
<b>Total</b>	<b>0</b>	<b>300,000</b>	<b>200,000</b>	<b>0</b>	<b>300,000</b>	<b>300,000</b>	<b>0</b>	<b>300,000</b>	<b>0</b>	<b>0</b>	<b>1,400,000</b>

# Project Details

## Bloomington, MN

**Project #** PD-24-016  
**Project Name** Normandale Lake Regional Park Improvements

<b>Total Project Cost</b>	\$800,000	<b>Contact</b>	Parks & Rec Director
<b>Department</b>	Park Development	<b>Type</b>	Recreation and Social - Infrastructure
<b>Category</b>	Parks	<b>Priority</b>	Tier 1
<b>Status</b>	Active	<b>Useful Life</b>	20 years

### Description

Site amenities for improved accessibility and user experience. This includes parking, playgrounds, sidewalks, restrooms, park shelters and signage.

### Justification

Facilities at H-B-A, Normandale Lake Unit are aging and need to be replaced for improved accessibility and to better meet the needs of park users.

<b>Expenditures</b>	<b>2025</b>	<b>2026</b>	<b>2027</b>	<b>2028</b>	<b>2029</b>	<b>2030</b>	<b>2031</b>	<b>2032</b>	<b>2033</b>	<b>2034</b>	<b>Total</b>
Design and Construction	800,000	0	0	0	0	0	0	0	0	0	800,000
<b>Total</b>	<b>800,000</b>	<b>0</b>	<b>0</b>	<b>0</b>	<b>0</b>	<b>0</b>	<b>0</b>	<b>0</b>	<b>0</b>	<b>0</b>	<b>800,000</b>

<b>Funding Sources</b>	<b>2025</b>	<b>2026</b>	<b>2027</b>	<b>2028</b>	<b>2029</b>	<b>2030</b>	<b>2031</b>	<b>2032</b>	<b>2033</b>	<b>2034</b>	<b>Total</b>
Grant Funds	800,000	0	0	0	0	0	0	0	0	0	800,000
<b>Total</b>	<b>800,000</b>	<b>0</b>	<b>0</b>	<b>0</b>	<b>0</b>	<b>0</b>	<b>0</b>	<b>0</b>	<b>0</b>	<b>0</b>	<b>800,000</b>

# Project Details

## Bloomington, MN

**Project #** PD-24-018  
**Project Name** Park System Field Renovations

<b>Total Project Cost</b>	\$19,000,000	<b>Contact</b>	Parks & Rec Director
<b>Department</b>	Park Development	<b>Type</b>	Recreation and Social - Infrastructure
<b>Category</b>	Parks	<b>Priority</b>	Tier 1
<b>Status</b>	Active	<b>Useful Life</b>	15 years

### Description

Bloomington regional athletic field complexes - Valley View Park, Gene Kelly Park, Dred Scott Playfields - regrading of diamond fields, installation of new turf athletic fields, field lighting, replacement of dugouts, associated site improvements.

### Justification

Assessment of existing infrastructure and extensive stakeholder and community engagement through the 2021 Park System Master Plan (PSMP) identified needs and priorities for the City's parks. Updated park facilities was identified as a need to expand programming and improve user experience. A community-driven planning process that provides a new vision for the park will be used. The design principles will reflect the priorities of the PSMP of natural resources, park facilities needs, trails/ mobility and equity. The project will address actions steps specifically identified in Section four of the PSMP and the Operations and Maintenance plan (draft 2023)

<b>Expenditures</b>	<b>2025</b>	<b>2026</b>	<b>2027</b>	<b>2028</b>	<b>2029</b>	<b>2030</b>	<b>2031</b>	<b>2032</b>	<b>2033</b>	<b>2034</b>	<b>Total</b>
Design and Construction	19,000,000	0	0	0	0	0	0	0	0	0	19,000,000
<b>Total</b>	<b>19,000,000</b>	<b>0</b>	<b>0</b>	<b>0</b>	<b>0</b>	<b>0</b>	<b>0</b>	<b>0</b>	<b>0</b>	<b>0</b>	<b>19,000,000</b>

<b>Funding Sources</b>	<b>2025</b>	<b>2026</b>	<b>2027</b>	<b>2028</b>	<b>2029</b>	<b>2030</b>	<b>2031</b>	<b>2032</b>	<b>2033</b>	<b>2034</b>	<b>Total</b>
Other Sources	19,000,000	0	0	0	0	0	0	0	0	0	19,000,000
<b>Total</b>	<b>19,000,000</b>	<b>0</b>	<b>0</b>	<b>0</b>	<b>0</b>	<b>0</b>	<b>0</b>	<b>0</b>	<b>0</b>	<b>0</b>	<b>19,000,000</b>

**Project Details**

Bloomington, MN

**Project #** PD-24-021  
**Project Name** Parking Lot and Hard Surface Maintenance

<b>Total Project Cost</b>	\$250,000	<b>Contact</b>	Parks & Rec Director
<b>Department</b>	Park Development	<b>Type</b>	Environmental-Infrastructure
<b>Category</b>	Parks	<b>Priority</b>	Tier 1
<b>Status</b>	Active	<b>Useful Life</b>	10 years

**Description**

Re-stripe, seal coat and overlay park parking lots and other recreation hard surfaces. These projects are important to extending the useful life of pavement, parking lot safety and overall park aesthetic.

**Justification**

A maintenance plan for parking lots, courts and trails is being developed as part of the Park Maintenance Operations and Maintenance Plan. The Hard Surface Maintenance Plan prescribes the schedule of routine maintenance for all hard surfaces to keep them in good, safe condition. There is currently a backlog of maintenance required. This funding will reduce the backlog of work to get lots up to standard and enhance preservation.

<b>Expenditures</b>	<b>2025</b>	<b>2026</b>	<b>2027</b>	<b>2028</b>	<b>2029</b>	<b>2030</b>	<b>2031</b>	<b>2032</b>	<b>2033</b>	<b>2034</b>	<b>Total</b>
Maintenance	250,000	0	0	0	0	0	0	0	0	0	250,000
<b>Total</b>	<b>250,000</b>	<b>0</b>	<b>0</b>	<b>0</b>	<b>0</b>	<b>0</b>	<b>0</b>	<b>0</b>	<b>0</b>	<b>0</b>	<b>250,000</b>

<b>Funding Sources</b>	<b>2025</b>	<b>2026</b>	<b>2027</b>	<b>2028</b>	<b>2029</b>	<b>2030</b>	<b>2031</b>	<b>2032</b>	<b>2033</b>	<b>2034</b>	<b>Total</b>
4400 Park Development	250,000	0	0	0	0	0	0	0	0	0	250,000
<b>Total</b>	<b>250,000</b>	<b>0</b>	<b>0</b>	<b>0</b>	<b>0</b>	<b>0</b>	<b>0</b>	<b>0</b>	<b>0</b>	<b>0</b>	<b>250,000</b>

Intentionally  
left blank



# Sewer, water and storm water

SEWER, WATER, AND  
STORM WATER



Combined ten-year  
**Capital**  
Improvement Plan  
**2025-2034**





2025 through 2034  
**Project by Category and Department**  
 Bloomington, MN  
**Projects by Category And Department**

Department Category	Project #	Priority	2025	2026	2027	2028	2029	2030	2031	2032	2033	2034	Total
<b>Sewer, Water and Stormwater</b>													
<u>Sewer</u>													
84th San Sewer btwn EBLR & Normandale Lake Blvd	SW-16-012	2			1,540,000								1,540,000
84th San Sewer btwn N'dale Lake Blvd & Stanley Rd	SW-16-013	2			1,980,000								1,980,000
Sewer Main Asset Renewal/Replacement	SW-19-001	1	1,000,000	1,500,000	1,500,000	2,500,000	3,000,000	3,000,000	2,000,000	2,000,000	2,000,000	2,000,000	20,500,000
Lift Station Improvement Project	SW-19-002	1	150,000	500,000	500,000	500,000	500,000	500,000	300,000	300,000	300,000	300,000	3,850,000
91st San Sewer-Normandale Blvd to Poplar Bridge Rd	SW-25-005	2				1,030,000							1,030,000
MCES Interceptor: 84th & Harrison to 94th & James	SW-25-006	2						13,320,000					13,320,000
South Central (100th San Sewer-Pleasant to 1st)	SW-25-007	1	1,410,000										1,410,000
13th Ave San Sewer-82nd St to 86th St	SW-25-008	1		2,600,000									2,600,000
MCES Interceptor: E 90th St and 18th Ave S	SW-25-009	3						90,000					90,000
Cedar Ave San Sewer - Killebrew to 85th	SW-25-010	2					1,900,000						1,900,000
95th and Garfield Sanitary Sewer	SW-25-013	3						70,000					70,000
San Sewer-90th St & 18th to E OSR & Springside Ln	SW-25-014	2				1,050,000							1,050,000

Department Category	Project #	Priority	2025	2026	2027	2028	2029	2030	2031	2032	2033	2034	Total
Easement W of Hopkins Rd @ 107th St.	SW-25-015	2					150,000						150,000
American and Penn Sanitary Sewer	SW-25-016	3										50,000	50,000
Cedar Ave San Sewer- 85th to EOSR	SW-25-017	3							6,440,000				6,440,000
North Central Sanitary Sewer Diversion	SW-25-018	1	25,660,000										25,660,000
Killebrew Dr San Sewer- Cedar to 23rd	SW-25-019	2	2,800,000										2,800,000
South Central (Nicollet & 102nd to 100th & 3rd)	SW-25-020	1	2,511,561										2,511,561
<b>Sewer Total</b>			<b>7,871,561</b>	<b>30,260,000</b>	<b>5,520,000</b>	<b>5,080,000</b>	<b>5,550,000</b>	<b>16,980,000</b>	<b>8,740,000</b>	<b>2,300,000</b>	<b>2,300,000</b>	<b>2,350,000</b>	<b>86,951,561</b>

<u>Stormwater</u>													
Storm Sewer Maintenance Project	SW-06-002	1	600,000	600,000	618,000	637,000	656,000	676,000	696,000	717,000	739,000	761,000	6,700,000
TMDL Study/Implementation Project	SW-07-004	1		2,700,000				650,000		1,500,000	20,000		4,870,000
Augmentation Well Abandonment	SW-20-004	1		35,000									35,000
Lyndale Ave Corridor Storm Improvements	SW-20-007	3						250,000	1,000,000	500,000	1,000,000		2,750,000
Nine Mile Creek Streambank Stabilization	SW-21-001	1	250,000	500,000			1,300,000	1,500,000					3,550,000
Ecosystem Enhancement Project	SW-22-001	2			175,000								175,000
I-494 Future Phases	SW-24-001	2				1,000,000	1,000,000	1,000,000					3,000,000
Adaptive Level Control Management Project	SW-24-002	1	1,000,000							200,000	1,500,000		2,700,000
Bryant Park Stormwater Lift Station Updates	SW-25-001	1	10,000	75,000									85,000
Bush Lake Stormwater Lift Station Updates	SW-25-002	1		12,000	82,000								94,000
Rich Road Stormwater Lift Station Updates	SW-25-003	2				12,000	60,000						72,000
SWMP/WPMP Project	SW-99-003	1	650,000	650,000	670,000	690,000	707,000	725,000	743,000	762,000	781,000	801,000	7,179,000
Storm Main Asset Renewal/Replacement (PMP)	SW-99-015	1	1,950,000	2,000,000	2,000,000	2,000,000	2,050,000	2,101,000	2,154,000	2,208,000	2,263,000	2,320,000	21,046,000
<b>Stormwater Total</b>			<b>4,460,000</b>	<b>6,572,000</b>	<b>3,545,000</b>	<b>4,339,000</b>	<b>5,773,000</b>	<b>6,902,000</b>	<b>4,593,000</b>	<b>5,887,000</b>	<b>6,303,000</b>	<b>3,882,000</b>	<b>52,256,000</b>

Water

<b>Department Category</b>	<b>Project #</b>	<b>Priority</b>	<b>2025</b>	<b>2026</b>	<b>2027</b>	<b>2028</b>	<b>2029</b>	<b>2030</b>	<b>2031</b>	<b>2032</b>	<b>2033</b>	<b>2034</b>	<b>Total</b>
Well Rehabilitation	SW-01-011	1	500,000	200,000	200,000	200,000	200,000	200,000	200,000	200,000	200,000	200,000	<b>2,300,000</b>
Mechanical Dewatering (solids handling)	SW-02-011	2			4,500,000	1,000,000	1,000,000	1,000,000	1,000,000	1,000,000	1,000,000	1,000,000	<b>11,500,000</b>
Watermain Asset Renewal/Replacement	SW-07-001	1	1,000,000	1,200,000	1,500,000	1,500,000	1,500,000	2,000,000	2,000,000	2,500,000	2,500,000	2,500,000	<b>18,200,000</b>
Water System Fac. Twr/Reservoir Restoration	SW-10-001	1	1,000,000	250,000	150,000	150,000	150,000	150,000	250,000	250,000	250,000	250,000	<b>2,850,000</b>
Water Treatment Plant Renewal	SW-19-004	1	2,275,000	2,075,000	900,000	800,000	715,000	715,000	600,000	600,000	600,000	600,000	<b>9,880,000</b>
Lab Equipment Replacement	SW-25-021	1		200,000									<b>200,000</b>
Communication and Programming Upgrades	SW-25-022	1	150,000	50,000	50,000	50,000	50,000	50,000	50,000	50,000	50,000	50,000	<b>600,000</b>
Meter Change Program	SW-99-011	1	1,000,000	1,000,000	1,050,000	1,050,000	500,000	500,000	500,000	500,000	500,000	500,000	<b>7,100,000</b>
	<b>Water Total</b>		<b>5,925,000</b>	<b>4,975,000</b>	<b>8,350,000</b>	<b>4,750,000</b>	<b>4,115,000</b>	<b>4,615,000</b>	<b>4,600,000</b>	<b>5,100,000</b>	<b>5,100,000</b>	<b>5,100,000</b>	<b>52,630,000</b>
	<b>Sewer, Water and Stormwater Total</b>		<b>18,256,561</b>	<b>41,807,000</b>	<b>17,415,000</b>	<b>14,169,000</b>	<b>15,438,000</b>	<b>28,497,000</b>	<b>17,933,000</b>	<b>13,287,000</b>	<b>13,703,000</b>	<b>11,332,000</b>	<b>191,837,561</b>
	<b>GRAND TOTAL</b>		<b>18,256,561</b>	<b>41,807,000</b>	<b>17,415,000</b>	<b>14,169,000</b>	<b>15,438,000</b>	<b>28,497,000</b>	<b>17,933,000</b>	<b>13,287,000</b>	<b>13,703,000</b>	<b>11,332,000</b>	<b>191,837,561</b>

# Project Details

## Bloomington, MN

Project # SW-01-011  
 Project Name Well Rehabilitation

Total Project Cost	\$4,590,000	Department	Sewer, Water and Stormwater
Type	Economic-Renewal	Category	Water
Priority	Tier 1	Status	Active
Useful Life	25 years		

### Description

Scheduled rehabilitation of ground water wells that supply the Water Treatment Plant. Funding is coming from water supply and treatment.

### Justification

Rehabilitation due to routine use based on well performance & diagnostic tests. 2024: New Well 7 2025: Well 7/ Well 3 Abandonment

Prior	Expenditures	2025	2026	2027	2028	2029	2030	2031	2032	2033	2034	Total
2,290,000	Construction	500,000	200,000	200,000	200,000	200,000	200,000	200,000	200,000	200,000	200,000	2,300,000
	<b>Total</b>	<b>500,000</b>	<b>200,000</b>	<b>200,000</b>	<b>200,000</b>	<b>200,000</b>	<b>200,000</b>	<b>200,000</b>	<b>200,000</b>	<b>200,000</b>	<b>200,000</b>	<b>2,300,000</b>

Prior	Funding Sources	2025	2026	2027	2028	2029	2030	2031	2032	2033	2034	Total
2,290,000	6100 Water Utility	500,000	200,000	200,000	200,000	200,000	200,000	200,000	200,000	200,000	200,000	2,300,000
	<b>Total</b>	<b>500,000</b>	<b>200,000</b>	<b>200,000</b>	<b>200,000</b>	<b>200,000</b>	<b>200,000</b>	<b>200,000</b>	<b>200,000</b>	<b>200,000</b>	<b>200,000</b>	<b>2,300,000</b>

# Project Details

## Bloomington, MN

**Project #** SW-02-011  
**Project Name** Mechanical Dewatering (solids handling)

<b>Total Project Cost</b>	\$11,500,000	<b>Contact</b>	Utilities Superintendent
<b>Department</b>	Sewer, Water and Stormwater	<b>Type</b>	Environmental-Infrastructure
<b>Category</b>	Water	<b>Priority</b>	Tier 2
<b>Status</b>	Active	<b>Useful Life</b>	75 years

**Description**  
 Construction of mechanical dewatering facility at Sam H. Hobbs Water Treatment Plant.

**Justification**  
 Control costs of dewatering secondary solids at water treatment plant.

<b>Expenditures</b>	<b>2025</b>	<b>2026</b>	<b>2027</b>	<b>2028</b>	<b>2029</b>	<b>2030</b>	<b>2031</b>	<b>2032</b>	<b>2033</b>	<b>2034</b>	<b>Total</b>
Construction	0	0	4,500,000	1,000,000	1,000,000	1,000,000	1,000,000	1,000,000	1,000,000	1,000,000	11,500,000
<b>Total</b>	<b>0</b>	<b>0</b>	<b>4,500,000</b>	<b>1,000,000</b>	<b>1,000,000</b>	<b>1,000,000</b>	<b>1,000,000</b>	<b>1,000,000</b>	<b>1,000,000</b>	<b>1,000,000</b>	<b>11,500,000</b>

<b>Funding Sources</b>	<b>2025</b>	<b>2026</b>	<b>2027</b>	<b>2028</b>	<b>2029</b>	<b>2030</b>	<b>2031</b>	<b>2032</b>	<b>2033</b>	<b>2034</b>	<b>Total</b>
6100 Water Utility	0	0	4,500,000	1,000,000	1,000,000	1,000,000	1,000,000	1,000,000	1,000,000	1,000,000	11,500,000
<b>Total</b>	<b>0</b>	<b>0</b>	<b>4,500,000</b>	<b>1,000,000</b>	<b>1,000,000</b>	<b>1,000,000</b>	<b>1,000,000</b>	<b>1,000,000</b>	<b>1,000,000</b>	<b>1,000,000</b>	<b>11,500,000</b>

2025 thru 2034

## Project Details

Bloomington, MN

**Project #** SW-06-002  
**Project Name** Storm Sewer Maintenance Project

<b>Total Project Cost</b>	\$15,946,563	<b>Contact</b>	City Engineer
<b>Department</b>	Sewer, Water and Stormwater	<b>Type</b>	Economic-Renewal
<b>Category</b>	Stormwater	<b>Priority</b>	Tier 1
<b>Status</b>	Active	<b>Useful Life</b>	75 years

### Description

Storm Sewer Maintenance Project. Annual maintenance project for locations other than PMP. (901)

### Justification

Maintain and repair of storm water infrastructure based on inspections that reduce future capital and operating costs. Sometimes it involves repair of sink holes which present as a safety hazard and legal liability for the city. In addition, this maintenance project has a positive impact on the environment by reducing water pollution and preserving the in place infrastructure. The project is in compliance with our MS4 permit and our Storm Water Pollution Prevention Program

Prior	Expenditures	2025	2026	2027	2028	2029	2030	2031	2032	2033	2034	Total
9,246,563	Construction	600,000	600,000	618,000	637,000	656,000	676,000	696,000	717,000	739,000	761,000	6,700,000
	<b>Total</b>	<b>600,000</b>	<b>600,000</b>	<b>618,000</b>	<b>637,000</b>	<b>656,000</b>	<b>676,000</b>	<b>696,000</b>	<b>717,000</b>	<b>739,000</b>	<b>761,000</b>	<b>6,700,000</b>

Prior	Funding Sources	2025	2026	2027	2028	2029	2030	2031	2032	2033	2034	Total
9,246,563	6200 Storm Water Utility	600,000	600,000	618,000	637,000	656,000	676,000	696,000	717,000	739,000	761,000	6,700,000
	<b>Total</b>	<b>600,000</b>	<b>600,000</b>	<b>618,000</b>	<b>637,000</b>	<b>656,000</b>	<b>676,000</b>	<b>696,000</b>	<b>717,000</b>	<b>739,000</b>	<b>761,000</b>	<b>6,700,000</b>

2025 thru 2034

## Project Details

Bloomington, MN

**Project #** SW-07-001  
**Project Name** Watermain Asset Renewal/Replacement

<b>Total Project Cost</b>	\$29,530,000	<b>Contact</b>	Utilities Superintendent
<b>Department</b>	Sewer, Water and Stormwater	<b>Type</b>	Economic-Renewal
<b>Category</b>	Water	<b>Priority</b>	Tier 1
<b>Status</b>	Active	<b>Useful Life</b>	75 years

### Description

Water system installation and/or rehabilitation. Part of PMP and is based on Asset Management Program and PMP neighborhoods. Funding 665504

2023: PMP \$360,000 Asset Renewal \$540,000 Large Valves \$100,000

2024: PMP \$350,000 Asset Renewal \$650,000 -include new main for Well 7

2025: PMP \$350,000 Asset Renewal \$650,000

### Justification

Improvements based on asset management program, development/redevelopment or structural deficiencies and PMP neighborhoods. Increased expenditures in 2026 expected to maintain existing services while minimizing operational costs and unplanned failures.

Prior	Expenditures	2025	2026	2027	2028	2029	2030	2031	2032	2033	2034	Total
11,330,000	Maintenance	1,000,000	1,200,000	1,500,000	1,500,000	1,500,000	2,000,000	2,000,000	2,500,000	2,500,000	2,500,000	18,200,000
	<b>Total</b>	<b>1,000,000</b>	<b>1,200,000</b>	<b>1,500,000</b>	<b>1,500,000</b>	<b>1,500,000</b>	<b>2,000,000</b>	<b>2,000,000</b>	<b>2,500,000</b>	<b>2,500,000</b>	<b>2,500,000</b>	<b>18,200,000</b>

Prior	Funding Sources	2025	2026	2027	2028	2029	2030	2031	2032	2033	2034	Total
11,330,000	6100 Water Utility	1,000,000	600,000	1,500,000	1,500,000	1,500,000	2,000,000	2,000,000	2,500,000	2,500,000	2,500,000	17,600,000
	Other Sources	0	600,000	0	0	0	0	0	0	0	0	600,000
	<b>Total</b>	<b>1,000,000</b>	<b>1,200,000</b>	<b>1,500,000</b>	<b>1,500,000</b>	<b>1,500,000</b>	<b>2,000,000</b>	<b>2,000,000</b>	<b>2,500,000</b>	<b>2,500,000</b>	<b>2,500,000</b>	<b>18,200,000</b>

## Project Details

### Bloomington, MN

Project # SW-07-004  
 Project Name TMDL Study/Implementation Project

Total Project Cost	\$5,210,000	Contact	City Engineer
Department	Sewer, Water and Stormwater	Type	Economic-Renewal
Category	Stormwater	Priority	Tier 1
Status	Active	Useful Life	75 years

#### Description

Total maximum daily load study/implementation.

#### Justification

Address impaired waters listings per MPCA/Clean Water Act Requirements. TMDL's: Nine Mile Creek (Chloride & Bacteria), South Metro Mississippi (TSS), Hyland Lake (Nutrients), Penn Lake (Nutrients), Metro Area Chloride, Purgatory Creek (Bacteria)

Prior	Expenditures	2025	2026	2027	2028	2029	2030	2031	2032	2033	2034	Total
340,000	Construction	0	2,700,000	0	0	0	0	0	1,500,000	0	0	4,200,000
	Planning/Design/Engineering	0	0	0	0	0	650,000	0	0	20,000	0	670,000
	<b>Total</b>	<b>0</b>	<b>2,700,000</b>	<b>0</b>	<b>0</b>	<b>0</b>	<b>650,000</b>	<b>0</b>	<b>1,500,000</b>	<b>20,000</b>	<b>0</b>	<b>4,870,000</b>

Prior	Funding Sources	2025	2026	2027	2028	2029	2030	2031	2032	2033	2034	Total
340,000	6200 Storm Water Utility	0	2,200,000	0	0	0	650,000	0	1,500,000	20,000	0	4,370,000
	Grant Funds	0	500,000	0	0	0	0	0	0	0	0	500,000
	<b>Total</b>	<b>0</b>	<b>2,700,000</b>	<b>0</b>	<b>0</b>	<b>0</b>	<b>650,000</b>	<b>0</b>	<b>1,500,000</b>	<b>20,000</b>	<b>0</b>	<b>4,870,000</b>



**Project Details**

**Bloomington, MN**

**Project #** SW-10-001  
**Project Name** Water System Fac. Twr/Reservoir Restoration

<b>Total Project Cost</b> \$8,085,000	<b>Contact</b> Utilities Superintendent
<b>Department</b> Sewer, Water and Stormwater	<b>Type</b> Economic-Infrastructure
<b>Category</b> Water	<b>Priority</b> Tier 1
<b>Status</b> Active	<b>Useful Life</b> 75 years

**Description**

Repair/modifications to interior and exterior water distribution of various water storage structures equaling a combined 30 MG.

**Justification**

Required to extend infrastructure -  
 2025: 82nd HSP Optimization + Poplar Bridge Road HSP  
 2026: Portland Tower Altitude Valve  
 2027: Clearwell  
 2028: Square Res  
 2031: Western Res Drain & Inspect

Prior	Expenditures	2025	2026	2027	2028	2029	2030	2031	2032	2033	2034	Total
5,235,000	Construction	1,000,000	250,000	150,000	150,000	150,000	150,000	250,000	250,000	250,000	250,000	2,850,000
	<b>Total</b>	<b>1,000,000</b>	<b>250,000</b>	<b>150,000</b>	<b>150,000</b>	<b>150,000</b>	<b>150,000</b>	<b>250,000</b>	<b>250,000</b>	<b>250,000</b>	<b>250,000</b>	<b>2,850,000</b>

Prior	Funding Sources	2025	2026	2027	2028	2029	2030	2031	2032	2033	2034	Total
5,235,000	6100 Water Utility	0	250,000	150,000	150,000	150,000	150,000	250,000	250,000	250,000	250,000	1,850,000
	Other Sources	1,000,000	0	0	0	0	0	0	0	0	0	1,000,000
	<b>Total</b>	<b>1,000,000</b>	<b>250,000</b>	<b>150,000</b>	<b>150,000</b>	<b>150,000</b>	<b>150,000</b>	<b>250,000</b>	<b>250,000</b>	<b>250,000</b>	<b>250,000</b>	<b>2,850,000</b>

**Project Details**

Bloomington, MN

**Project #** SW-16-012  
**Project Name** 84th San Sewer btwn EBLR & Normandale Lake Blvd

<b>Total Project Cost</b>	\$1,540,000	<b>Contact</b>	City Engineer
<b>Department</b>	Sewer, Water and Stormwater	<b>Type</b>	Economic-Renewal
<b>Category</b>	Sewer	<b>Priority</b>	Tier 2
<b>Status</b>	Active	<b>Useful Life</b>	60 years

**Description**

Sewer mainline upsizing needed to convey proposed future wastewater flow on the western half of the Normandale Lakes District. Normandale Lakes District Tax Abatement. CIP # 1.

**Justification**

Improvements are needed to provide adequate sewer capacity for planned redevelopment. This project reduced the health risk due to possible sewer backups that could occur if the system was not expanded to the appropriate capacity. The expansion of the sewer system allows for additional growth of both jobs and housing in the Normandale Lake District and has a positive impact on the property values and tax base. The sanitary sewer project also reduces the risk of water pollution due to sewage spills and has a positive impact on the quality of life in the community. The project is included in the Comprehensive Plan, the Normandale Lakes District Plan and the Wastewater Comprehensive Sewer Plan. The project year is subject to change based on redevelopment in the area. 10% cost increase was added in the 2023-2032 CIP update to account for inflation.

<b>Expenditures</b>	<b>2025</b>	<b>2026</b>	<b>2027</b>	<b>2028</b>	<b>2029</b>	<b>2030</b>	<b>2031</b>	<b>2032</b>	<b>2033</b>	<b>2034</b>	<b>Total</b>
Design and Construction	0	0	1,540,000	0	0	0	0	0	0	0	1,540,000
<b>Total</b>	<b>0</b>	<b>0</b>	<b>1,540,000</b>	<b>0</b>	<b>0</b>	<b>0</b>	<b>0</b>	<b>0</b>	<b>0</b>	<b>0</b>	<b>1,540,000</b>

<b>Funding Sources</b>	<b>2025</b>	<b>2026</b>	<b>2027</b>	<b>2028</b>	<b>2029</b>	<b>2030</b>	<b>2031</b>	<b>2032</b>	<b>2033</b>	<b>2034</b>	<b>Total</b>
Tax Abatement	0	0	1,540,000	0	0	0	0	0	0	0	1,540,000
<b>Total</b>	<b>0</b>	<b>0</b>	<b>1,540,000</b>	<b>0</b>	<b>0</b>	<b>0</b>	<b>0</b>	<b>0</b>	<b>0</b>	<b>0</b>	<b>1,540,000</b>

**Project Details**

**Bloomington, MN**

**Project #** SW-16-013  
**Project Name** 84th San Sewer btwn N'dale Lake Blvd & Stanley Rd

<b>Total Project Cost</b>	\$1,980,000	<b>Contact</b>	City Engineer
<b>Department</b>	Sewer, Water and Stormwater	<b>Type</b>	Economic-Renewal
<b>Category</b>	Sewer	<b>Priority</b>	Tier 2
<b>Status</b>	Active	<b>Useful Life</b>	60 years

**Description**

Sewer mainline upsizing needed to convey proposed future wastewater flow on the eastern half of the Normandale Lakes District. Normandale Lakes District Tax Abatement. CIP#2.

**Justification**

Improvements are needed to provide adequate sewer capacity for planned redevelopment. This project reduces the health risk due to possible sewer backups that could occur if the system was not expanded to the appropriate capacity. The expansion of the sewer system allows for additional growth of both jobs and housing in the Normandale Lake District and has a positive impact on the property values and tax base. The sanitary sewer project also reduced the risk of water pollution due to sewage spills and has a positive impact on the quality of life in the community. The project is included in the Comprehensive Plan, the Normandale Lakes District Plan and the Wastwater Comprehensive Sewer Plan. The project year is subject to change based on redevelopment in the area. 10% cost increase was added in the 2023-2032 CIP update to account for inflation.

<b>Expenditures</b>	<b>2025</b>	<b>2026</b>	<b>2027</b>	<b>2028</b>	<b>2029</b>	<b>2030</b>	<b>2031</b>	<b>2032</b>	<b>2033</b>	<b>2034</b>	<b>Total</b>
Design and Construction	0	0	1,980,000	0	0	0	0	0	0	0	1,980,000
<b>Total</b>	<b>0</b>	<b>0</b>	<b>1,980,000</b>	<b>0</b>	<b>0</b>	<b>0</b>	<b>0</b>	<b>0</b>	<b>0</b>	<b>0</b>	<b>1,980,000</b>

<b>Funding Sources</b>	<b>2025</b>	<b>2026</b>	<b>2027</b>	<b>2028</b>	<b>2029</b>	<b>2030</b>	<b>2031</b>	<b>2032</b>	<b>2033</b>	<b>2034</b>	<b>Total</b>
Tax Abatement	0	0	1,980,000	0	0	0	0	0	0	0	1,980,000
<b>Total</b>	<b>0</b>	<b>0</b>	<b>1,980,000</b>	<b>0</b>	<b>0</b>	<b>0</b>	<b>0</b>	<b>0</b>	<b>0</b>	<b>0</b>	<b>1,980,000</b>

2025 thru 2034

## Project Details

Bloomington, MN

**Project #** SW-19-001  
**Project Name** Sewer Main Asset Renewal/Replacement

<b>Total Project Cost</b>	\$25,550,000	<b>Contact</b>	Utilities Superintendent
<b>Department</b>	Sewer, Water and Stormwater	<b>Type</b>	Economic-Renewal
<b>Category</b>	Sewer	<b>Priority</b>	Tier 1
<b>Status</b>	Active	<b>Useful Life</b>	75 years

### Description

Sewer system installation and/or replacement. Part of Pavement Management Program & Asset Renewal.

### Justification

Improvements based on Asset Management program & Pavement Management Program Neighborhoods.

2024: MNDOT 28th Street \$950,000 + PMP \$350,000

2025: Asset Renewal \$650,000 + PMP \$350,000

Prior	Expenditures	2025	2026	2027	2028	2029	2030	2031	2032	2033	2034	Total
5,050,000	Construction	1,000,000	1,500,000	1,500,000	2,500,000	3,000,000	3,000,000	2,000,000	2,000,000	2,000,000	2,000,000	20,500,000
	<b>Total</b>	<b>1,000,000</b>	<b>1,500,000</b>	<b>1,500,000</b>	<b>2,500,000</b>	<b>3,000,000</b>	<b>3,000,000</b>	<b>2,000,000</b>	<b>2,000,000</b>	<b>2,000,000</b>	<b>2,000,000</b>	<b>20,500,000</b>

Prior	Funding Sources	2025	2026	2027	2028	2029	2030	2031	2032	2033	2034	Total
5,050,000	6150 Wastewater Utility	1,000,000	1,500,000	1,500,000	2,500,000	3,000,000	3,000,000	2,000,000	2,000,000	2,000,000	2,000,000	20,500,000
	<b>Total</b>	<b>1,000,000</b>	<b>1,500,000</b>	<b>1,500,000</b>	<b>2,500,000</b>	<b>3,000,000</b>	<b>3,000,000</b>	<b>2,000,000</b>	<b>2,000,000</b>	<b>2,000,000</b>	<b>2,000,000</b>	<b>20,500,000</b>

**Project Details**

Bloomington, MN

Project # SW-19-002  
 Project Name Lift Station Improvement Project

Total Project Cost	\$6,250,000	Contact	Utilities Superintendent
Department	Sewer, Water and Stormwater	Type	Economic-Renewal
Category	Sewer	Priority	Tier 1
Status	Active	Useful Life	75 years

**Description**  
 Lift Station Rehabilitation Funding 665522. Includes other equipment.

**Justification**  
 2025: Submersible Station Rehab 2027: Hampshire 2029: Cavell

Prior	Expenditures	2025	2026	2027	2028	2029	2030	2031	2032	2033	2034	Total
2,400,000	Construction	150,000	500,000	500,000	500,000	500,000	500,000	300,000	300,000	300,000	300,000	3,850,000
	<b>Total</b>	<b>150,000</b>	<b>500,000</b>	<b>500,000</b>	<b>500,000</b>	<b>500,000</b>	<b>500,000</b>	<b>300,000</b>	<b>300,000</b>	<b>300,000</b>	<b>300,000</b>	<b>3,850,000</b>

Prior	Funding Sources	2025	2026	2027	2028	2029	2030	2031	2032	2033	2034	Total
2,400,000	6150 Wastewater Utility	150,000	500,000	500,000	500,000	500,000	500,000	300,000	300,000	300,000	300,000	3,850,000
	<b>Total</b>	<b>150,000</b>	<b>500,000</b>	<b>500,000</b>	<b>500,000</b>	<b>500,000</b>	<b>500,000</b>	<b>300,000</b>	<b>300,000</b>	<b>300,000</b>	<b>300,000</b>	<b>3,850,000</b>

2025 thru 2034

## Project Details

Bloomington, MN

**Project #** SW-19-004  
**Project Name** Water Treatment Plant Renewal

<b>Total Project Cost</b>	\$12,300,000	<b>Contact</b>	Utilities Superintendent
<b>Department</b>	Sewer, Water and Stormwater	<b>Type</b>	Economic-Renewal
<b>Category</b>	Water	<b>Priority</b>	Tier 1
<b>Status</b>	Active	<b>Useful Life</b>	75 years

### Description

Building and structural renewal of water treatment plant. Plant improvements & capital equipment.

### Justification

Rehab/Replace structural components as part of Asset Renewal.

- 2025: Roof
- 2026: Slakers
- 2027: Clearwell Baffles
- 2028: Filters 5-8

Prior	Expenditures	2025	2026	2027	2028	2029	2030	2031	2032	2033	2034	Total
2,420,000	Construction	2,275,000	2,075,000	900,000	800,000	715,000	715,000	600,000	600,000	600,000	600,000	9,880,000
	<b>Total</b>	<b>2,275,000</b>	<b>2,075,000</b>	<b>900,000</b>	<b>800,000</b>	<b>715,000</b>	<b>715,000</b>	<b>600,000</b>	<b>600,000</b>	<b>600,000</b>	<b>600,000</b>	<b>9,880,000</b>

Prior	Funding Sources	2025	2026	2027	2028	2029	2030	2031	2032	2033	2034	Total
2,420,000	6100 Water Utility	2,275,000	2,075,000	900,000	800,000	715,000	715,000	600,000	600,000	600,000	600,000	9,880,000
	<b>Total</b>	<b>2,275,000</b>	<b>2,075,000</b>	<b>900,000</b>	<b>800,000</b>	<b>715,000</b>	<b>715,000</b>	<b>600,000</b>	<b>600,000</b>	<b>600,000</b>	<b>600,000</b>	<b>9,880,000</b>

**Project Details**

Bloomington, MN

Project # SW-20-004  
 Project Name Augmentation Well Abandonment

Total Project Cost	\$150,000	Contact	City Engineer
Department	Sewer, Water and Stormwater	Type	Economic-Infrastructure
Category	Stormwater	Priority	Tier 1
Status	Active	Useful Life	100 years

**Description**

Abandon surface water augmentation well. Penn Lake Well abandonment & panel replacement.

**Justification**

Use of groundwater to augment surface water level is not sustainable, and unused wells are a threat to groundwater resources. This work will be included in the Penn Lake Management Framework document completed in 2024.

Prior	Expenditures	2025	2026	2027	2028	2029	2030	2031	2032	2033	2034	Total
115,000	Design and Construction	0	35,000	0	0	0	0	0	0	0	0	35,000
	<b>Total</b>	<b>0</b>	<b>35,000</b>	<b>0</b>	<b>0</b>	<b>0</b>	<b>0</b>	<b>0</b>	<b>0</b>	<b>0</b>	<b>0</b>	<b>35,000</b>

Prior	Funding Sources	2025	2026	2027	2028	2029	2030	2031	2032	2033	2034	Total
115,000	6200 Storm Water Utility	0	25,000	0	0	0	0	0	0	0	0	25,000
	Grant Funds	0	10,000	0	0	0	0	0	0	0	0	10,000
	<b>Total</b>	<b>0</b>	<b>35,000</b>	<b>0</b>	<b>0</b>	<b>0</b>	<b>0</b>	<b>0</b>	<b>0</b>	<b>0</b>	<b>0</b>	<b>35,000</b>

**Project Details**

Bloomington, MN

Project # SW-20-007  
 Project Name Lyndale Ave Corridor Storm Improvements

Total Project Cost	\$2,750,000	Contact	City Engineer
Department	Sewer, Water and Stormwater	Type	Economic-Renewal
Category	Stormwater	Priority	Tier 3
Status	Active	Useful Life	75 years

**Description**

Storm sewer system improvements as part of Lyndale Avenue Retrofit at 88th St, 94th St, 98th St, and 99th St.

**Justification**

Redevelopment activity to provide opportunity to improve storm sewer level of service. It will provide a positive benefit to the community by reducing periods of inundation that can also be a safety risk. Storm sewer system improvements along Lyndale include 88th St, 94th St, & 98th St & 99th St. The Lyndale Avenue Retrofit Plan discusses the need of storm sewer improvements in this area.

<b>Expenditures</b>	<b>2025</b>	<b>2026</b>	<b>2027</b>	<b>2028</b>	<b>2029</b>	<b>2030</b>	<b>2031</b>	<b>2032</b>	<b>2033</b>	<b>2034</b>	<b>Total</b>
Design and Construction	0	0	0	0	0	250,000	1,000,000	500,000	1,000,000	0	<b>2,750,000</b>
<b>Total</b>	<b>0</b>	<b>0</b>	<b>0</b>	<b>0</b>	<b>0</b>	<b>250,000</b>	<b>1,000,000</b>	<b>500,000</b>	<b>1,000,000</b>	<b>0</b>	<b>2,750,000</b>

<b>Funding Sources</b>	<b>2025</b>	<b>2026</b>	<b>2027</b>	<b>2028</b>	<b>2029</b>	<b>2030</b>	<b>2031</b>	<b>2032</b>	<b>2033</b>	<b>2034</b>	<b>Total</b>
6200 Storm Water Utility	0	0	0	0	0	250,000	1,000,000	500,000	1,000,000	0	<b>2,750,000</b>
<b>Total</b>	<b>0</b>	<b>0</b>	<b>0</b>	<b>0</b>	<b>0</b>	<b>250,000</b>	<b>1,000,000</b>	<b>500,000</b>	<b>1,000,000</b>	<b>0</b>	<b>2,750,000</b>



**Project Details**

Bloomington, MN

**Project #** SW-21-001  
**Project Name** Nine Mile Creek Streambank Stabilization

<b>Total Project Cost</b> \$3,550,000	<b>Contact</b> City Engineer
<b>Department</b> Sewer, Water and Stormwater	<b>Type</b> Environmental-Renewal
<b>Category</b> Stormwater	<b>Priority</b> Tier 1
<b>Status</b> Active	<b>Useful Life</b> 50 years

**Description**

Stabilize Nine Mile Creek channel between Marsh Lake and the Minnesota River

**Justification**

Eroded streambanks cause decreased stream health, loss of habitat, loss of property, and damage to infrastructure

<b>Expenditures</b>	<b>2025</b>	<b>2026</b>	<b>2027</b>	<b>2028</b>	<b>2029</b>	<b>2030</b>	<b>2031</b>	<b>2032</b>	<b>2033</b>	<b>2034</b>	<b>Total</b>
Design and Construction	250,000	500,000	0	0	1,300,000	1,500,000	0	0	0	0	3,550,000
<b>Total</b>	<b>250,000</b>	<b>500,000</b>	<b>0</b>	<b>0</b>	<b>1,300,000</b>	<b>1,500,000</b>	<b>0</b>	<b>0</b>	<b>0</b>	<b>0</b>	<b>3,550,000</b>

<b>Funding Sources</b>	<b>2025</b>	<b>2026</b>	<b>2027</b>	<b>2028</b>	<b>2029</b>	<b>2030</b>	<b>2031</b>	<b>2032</b>	<b>2033</b>	<b>2034</b>	<b>Total</b>
Other Sources	0	0	0	0	1,000,000	1,000,000	0	0	0	0	2,000,000
6200 Storm Water Utility	250,000	500,000	0	0	300,000	500,000	0	0	0	0	1,550,000
<b>Total</b>	<b>250,000</b>	<b>500,000</b>	<b>0</b>	<b>0</b>	<b>1,300,000</b>	<b>1,500,000</b>	<b>0</b>	<b>0</b>	<b>0</b>	<b>0</b>	<b>3,550,000</b>

**Project Details**

Bloomington, MN

Project # SW-22-001  
 Project Name Ecosystem Enhancement Project

Total Project Cost	\$625,000	Contact	City Engineer
Department	Sewer, Water and Stormwater	Type	Economic-Renewal
Category	Stormwater	Priority	Tier 2
Status	Active	Useful Life	50 years

**Description**

Restoration and protection of wetlands, lakes, waterbodies and other natural resources areas.

**Justification**

A natural resources initiative that restores and protects wetlands, lakes and waterbodies while offsetting environmental impacts from economic development

Prior	Expenditures	2025	2026	2027	2028	2029	2030	2031	2032	2033	2034	Total
450,000	Construction	0	0	175,000	0	0	0	0	0	0	0	175,000
	<b>Total</b>	<b>0</b>	<b>0</b>	<b>175,000</b>	<b>0</b>	<b>0</b>	<b>0</b>	<b>0</b>	<b>0</b>	<b>0</b>	<b>0</b>	<b>175,000</b>

Prior	Funding Sources	2025	2026	2027	2028	2029	2030	2031	2032	2033	2034	Total
450,000	6200 Storm Water Utility	0	0	175,000	0	0	0	0	0	0	0	175,000
	<b>Total</b>	<b>0</b>	<b>0</b>	<b>175,000</b>	<b>0</b>	<b>0</b>	<b>0</b>	<b>0</b>	<b>0</b>	<b>0</b>	<b>0</b>	<b>175,000</b>

**Project Details**

Bloomington, MN

Project # SW-24-001  
 Project Name I-494 Future Phases

Total Project Cost	\$3,000,000	Contact	City Engineer
Department	Sewer, Water and Stormwater	Type	Economic-Infrastructure
Category	Stormwater	Priority	Tier 2
Status	Active	Useful Life	75 years

**Description**

Work that will be required as part of future projects of the I-494: Airport to Highway 169 project.

**Justification**

MnDOT will be making changes to drainage system that will require changes to the municipal drainage system.

<b>Expenditures</b>	<b>2025</b>	<b>2026</b>	<b>2027</b>	<b>2028</b>	<b>2029</b>	<b>2030</b>	<b>2031</b>	<b>2032</b>	<b>2033</b>	<b>2034</b>	<b>Total</b>
Design and Construction	0	0	0	1,000,000	1,000,000	1,000,000	0	0	0	0	3,000,000
<b>Total</b>	<b>0</b>	<b>0</b>	<b>0</b>	<b>1,000,000</b>	<b>1,000,000</b>	<b>1,000,000</b>	<b>0</b>	<b>0</b>	<b>0</b>	<b>0</b>	<b>3,000,000</b>

<b>Funding Sources</b>	<b>2025</b>	<b>2026</b>	<b>2027</b>	<b>2028</b>	<b>2029</b>	<b>2030</b>	<b>2031</b>	<b>2032</b>	<b>2033</b>	<b>2034</b>	<b>Total</b>
6200 Storm Water Utility	0	0	0	1,000,000	1,000,000	1,000,000	0	0	0	0	3,000,000
<b>Total</b>	<b>0</b>	<b>0</b>	<b>0</b>	<b>1,000,000</b>	<b>1,000,000</b>	<b>1,000,000</b>	<b>0</b>	<b>0</b>	<b>0</b>	<b>0</b>	<b>3,000,000</b>

2025 thru 2034

# Project Details

## Bloomington, MN

**Project #** SW-24-002  
**Project Name** Adaptive Level Control Management Project

<b>Total Project Cost</b> \$2,900,000	<b>Contact</b> City Engineer
<b>Department</b> Sewer, Water and Stormwater	<b>Type</b> Economic-Infrastructure
<b>Category</b> Stormwater	<b>Priority</b> Tier 1
<b>Status</b> Active	<b>Useful Life</b> 75 years

### Description

Retrofit existing flood control smart infrastructure into existing lift stations and flow control features across part of the city

### Justification

This project supports flood risk reduction identified in the Local surface water management plan.

Prior	Expenditures	2025	2026	2027	2028	2029	2030	2031	2032	2033	2034	Total
200,000	Design and Construction	1,000,000	0	0	0	0	0	0	200,000	1,500,000	0	2,700,000
	<b>Total</b>	<b>1,000,000</b>	<b>0</b>	<b>0</b>	<b>0</b>	<b>0</b>	<b>0</b>	<b>0</b>	<b>200,000</b>	<b>1,500,000</b>	<b>0</b>	<b>2,700,000</b>

Prior	Funding Sources	2025	2026	2027	2028	2029	2030	2031	2032	2033	2034	Total
200,000	6200 Storm Water Utility	1,000,000	0	0	0	0	0	0	200,000	1,500,000	0	2,700,000
	<b>Total</b>	<b>1,000,000</b>	<b>0</b>	<b>0</b>	<b>0</b>	<b>0</b>	<b>0</b>	<b>0</b>	<b>200,000</b>	<b>1,500,000</b>	<b>0</b>	<b>2,700,000</b>

# Project Details

## Bloomington, MN

**Project #** SW-25-001  
**Project Name** Bryant Park Stormwater Lift Station Updates

<b>Total Project Cost</b>	\$85,000	<b>Contact</b>	City Engineer
<b>Department</b>	Sewer, Water and Stormwater	<b>Type</b>	Economic-Infrastructure
<b>Category</b>	Stormwater	<b>Priority</b>	Tier 1
<b>Status</b>	Active	<b>Useful Life</b>	50 years

**Description**

1. Replace two submersible pumps, including brackets and hardware: \$55,000
2. Replace control panel, internal float switches, and transducer: \$20,000

**Justification**

The Bryant Park stormwater lift station was originally constructed in 1991. The control panel components are obsolete and used parts are becoming harder to find. The panel itself should be upgraded to meet current electric code. Pumps have reached the end of their life expectancy.

<b>Expenditures</b>	<b>2025</b>	<b>2026</b>	<b>2027</b>	<b>2028</b>	<b>2029</b>	<b>2030</b>	<b>2031</b>	<b>2032</b>	<b>2033</b>	<b>2034</b>	<b>Total</b>
Construction	0	75,000	0	0	0	0	0	0	0	0	75,000
Design	10,000	0	0	0	0	0	0	0	0	0	10,000
<b>Total</b>	<b>10,000</b>	<b>75,000</b>	<b>0</b>	<b>0</b>	<b>0</b>	<b>0</b>	<b>0</b>	<b>0</b>	<b>0</b>	<b>0</b>	<b>85,000</b>

<b>Funding Sources</b>	<b>2025</b>	<b>2026</b>	<b>2027</b>	<b>2028</b>	<b>2029</b>	<b>2030</b>	<b>2031</b>	<b>2032</b>	<b>2033</b>	<b>2034</b>	<b>Total</b>
6200 Storm Water Utility	10,000	75,000	0	0	0	0	0	0	0	0	85,000
<b>Total</b>	<b>10,000</b>	<b>75,000</b>	<b>0</b>	<b>0</b>	<b>0</b>	<b>0</b>	<b>0</b>	<b>0</b>	<b>0</b>	<b>0</b>	<b>85,000</b>

2025 thru 2034

## Project Details

Bloomington, MN

**Project #** SW-25-002  
**Project Name** Bush Lake Stormwater Lift Station Updates

<b>Total Project Cost</b>	\$94,000	<b>Contact</b>	City Engineer
<b>Department</b>	Sewer, Water and Stormwater	<b>Type</b>	Economic-Infrastructure
<b>Category</b>	Stormwater	<b>Priority</b>	Tier 1
<b>Status</b>	Active	<b>Useful Life</b>	50 years

### Description

1. Replace two submersible pumps
2. Replace control panel, internal float switches, and condensation heater.
3. Remove milfoil screen (or provide better cleaning mechanism.)

### Justification

The Bush Lake stormwater lift station was originally constructed in 2000. The availability of control panel components is becoming less reliable. The panel itself should be upgraded to replace the power monitoring devices and better accommodate all of the other components. Pumps are approaching the end of their life expectancy.

<b>Expenditures</b>	<b>2025</b>	<b>2026</b>	<b>2027</b>	<b>2028</b>	<b>2029</b>	<b>2030</b>	<b>2031</b>	<b>2032</b>	<b>2033</b>	<b>2034</b>	<b>Total</b>
Construction	0	0	82,000	0	0	0	0	0	0	0	<b>82,000</b>
Design	0	12,000	0	0	0	0	0	0	0	0	<b>12,000</b>
<b>Total</b>	<b>0</b>	<b>12,000</b>	<b>82,000</b>	<b>0</b>	<b>0</b>	<b>0</b>	<b>0</b>	<b>0</b>	<b>0</b>	<b>0</b>	<b>94,000</b>

<b>Funding Sources</b>	<b>2025</b>	<b>2026</b>	<b>2027</b>	<b>2028</b>	<b>2029</b>	<b>2030</b>	<b>2031</b>	<b>2032</b>	<b>2033</b>	<b>2034</b>	<b>Total</b>
6200 Storm Water Utility	0	12,000	82,000	0	0	0	0	0	0	0	<b>94,000</b>
<b>Total</b>	<b>0</b>	<b>12,000</b>	<b>82,000</b>	<b>0</b>	<b>0</b>	<b>0</b>	<b>0</b>	<b>0</b>	<b>0</b>	<b>0</b>	<b>94,000</b>

# Project Details

## Bloomington, MN

**Project #** SW-25-003  
**Project Name** Rich Road Stormwater Lift Station Updates

<b>Total Project Cost</b> \$72,000	<b>Contact</b> City Engineer
<b>Department</b> Sewer, Water and Stormwater	<b>Type</b> Economic-Infrastructure
<b>Category</b> Stormwater	<b>Priority</b> Tier 2
<b>Status</b> Active	<b>Useful Life</b> 50 years

### Description

1. Replace one submersible pump, possibly with VFD pumps
2. Replace control panel, internal float switches, and transducer.

### Justification

The Rich Road stormwater lift station was originally constructed in 1966. In 2003, a submersible pump was installed and the wet well modified to handle a single pump. With the potential for adaptive flow control, consideration of replacing this pump with a variable-frequency drive pump should be explored.

<b>Expenditures</b>	<b>2025</b>	<b>2026</b>	<b>2027</b>	<b>2028</b>	<b>2029</b>	<b>2030</b>	<b>2031</b>	<b>2032</b>	<b>2033</b>	<b>2034</b>	<b>Total</b>
Construction	0	0	0	0	60,000	0	0	0	0	0	60,000
Design	0	0	0	12,000	0	0	0	0	0	0	12,000
<b>Total</b>	<b>0</b>	<b>0</b>	<b>0</b>	<b>12,000</b>	<b>60,000</b>	<b>0</b>	<b>0</b>	<b>0</b>	<b>0</b>	<b>0</b>	<b>72,000</b>

<b>Funding Sources</b>	<b>2025</b>	<b>2026</b>	<b>2027</b>	<b>2028</b>	<b>2029</b>	<b>2030</b>	<b>2031</b>	<b>2032</b>	<b>2033</b>	<b>2034</b>	<b>Total</b>
6200 Storm Water Utility	0	0	0	12,000	60,000	0	0	0	0	0	72,000
<b>Total</b>	<b>0</b>	<b>0</b>	<b>0</b>	<b>12,000</b>	<b>60,000</b>	<b>0</b>	<b>0</b>	<b>0</b>	<b>0</b>	<b>0</b>	<b>72,000</b>

**Project Details**

**Bloomington, MN**

**Project #** SW-25-005  
**Project Name** 91st San Sewer-Normandale Blvd to Poplar Bridge Rd

<b>Total Project Cost</b>	\$1,030,000	<b>Contact</b>	City Engineer
<b>Department</b>	Sewer, Water and Stormwater	<b>Type</b>	Economic-Renewal
<b>Category</b>	Sewer	<b>Priority</b>	Tier 2
<b>Status</b>	Active	<b>Useful Life</b>	75 years

**Description**

Sewer mainline upsizing needed to convey proposed future wastewater flow and to address slope issues. Replace 1530' of 21" RCP with 27" FRP.

CIP #3

**Justification**

Improvements are needed to provide adequate sewer capacity for planned redevelopment and to address existing slope issues in sewer mainline pipe. This project reduces the health risk due to possible sewer backups that could occur if the system was not expanded to the appropriate capacity. The sanitary sewer project also reduces the risk of water pollution due to sewage spills and has a positive impact on the quality of life in the community. The project is included in the Wastewater Comprehensive Sewer Plan. The project year is subject to change based on redevelopment in the area.

<b>Expenditures</b>	<b>2025</b>	<b>2026</b>	<b>2027</b>	<b>2028</b>	<b>2029</b>	<b>2030</b>	<b>2031</b>	<b>2032</b>	<b>2033</b>	<b>2034</b>	<b>Total</b>
Design and Construction	0	0	0	1,030,000	0	0	0	0	0	0	1,030,000
<b>Total</b>	<b>0</b>	<b>0</b>	<b>0</b>	<b>1,030,000</b>	<b>0</b>	<b>0</b>	<b>0</b>	<b>0</b>	<b>0</b>	<b>0</b>	<b>1,030,000</b>

<b>Funding Sources</b>	<b>2025</b>	<b>2026</b>	<b>2027</b>	<b>2028</b>	<b>2029</b>	<b>2030</b>	<b>2031</b>	<b>2032</b>	<b>2033</b>	<b>2034</b>	<b>Total</b>
Other Sources	0	0	0	721,000	0	0	0	0	0	0	721,000
6150 Wastewater Utility	0	0	0	309,000	0	0	0	0	0	0	309,000
<b>Total</b>	<b>0</b>	<b>0</b>	<b>0</b>	<b>1,030,000</b>	<b>0</b>	<b>0</b>	<b>0</b>	<b>0</b>	<b>0</b>	<b>0</b>	<b>1,030,000</b>



# Project Details

## Bloomington, MN

**Project #** SW-25-006  
**Project Name** MCES Interceptor: 84th & Harrison to 94th & James

<b>Total Project Cost</b>	\$13,320,000	<b>Contact</b>	City Engineer
<b>Department</b>	Sewer, Water and Stormwater	<b>Type</b>	Economic-Renewal
<b>Category</b>	Sewer	<b>Priority</b>	Tier 2
<b>Status</b>	Active	<b>Useful Life</b>	75 years

### Description

MCES Interceptor upsizing needed to convey proposed future wastewater flow. Replace 13,100' of 18"-27" with 24"-30".

CIP #5

### Justification

City staff has identified that improvements to the MCES Interceptor are needed to provide adequate sewer capacity for planned redevelopment. Metropolitan Council has been notified of this capacity constraint by City staff. This project reduces the health risk due to possible sewer backups that could occur if the system was not expanded to the appropriate capacity. The sanitary sewer project also reduces the risk of water pollution due to sewage spills and has a positive impact on the quality of life in the community. The project year is subject to change based on redevelopment in the area and external agency determination.

<b>Expenditures</b>	<b>2025</b>	<b>2026</b>	<b>2027</b>	<b>2028</b>	<b>2029</b>	<b>2030</b>	<b>2031</b>	<b>2032</b>	<b>2033</b>	<b>2034</b>	<b>Total</b>
Design and Construction	0	0	0	0	0	13,320,000	0	0	0	0	13,320,000
<b>Total</b>	<b>0</b>	<b>0</b>	<b>0</b>	<b>0</b>	<b>0</b>	<b>13,320,000</b>	<b>0</b>	<b>0</b>	<b>0</b>	<b>0</b>	<b>13,320,000</b>

<b>Funding Sources</b>	<b>2025</b>	<b>2026</b>	<b>2027</b>	<b>2028</b>	<b>2029</b>	<b>2030</b>	<b>2031</b>	<b>2032</b>	<b>2033</b>	<b>2034</b>	<b>Total</b>
Met Council	0	0	0	0	0	13,320,000	0	0	0	0	13,320,000
<b>Total</b>	<b>0</b>	<b>0</b>	<b>0</b>	<b>0</b>	<b>0</b>	<b>13,320,000</b>	<b>0</b>	<b>0</b>	<b>0</b>	<b>0</b>	<b>13,320,000</b>

**Project Details**

**Bloomington, MN**

**Project #** SW-25-007  
**Project Name** South Central (100th San Sewer-Pleasant to 1st)

<b>Total Project Cost</b>	\$1,410,000	<b>Contact</b>	City Engineer
<b>Department</b>	Sewer, Water and Stormwater	<b>Type</b>	Economic-Renewal
<b>Category</b>	Sewer	<b>Priority</b>	Tier 1
<b>Status</b>	Active	<b>Useful Life</b>	75 years

**Description**

Sewer mainline up-sizing needed to convey proposed future wastewater flow. Replace 1640' of 12" RCP with 16" PVC.

CIP #8

**Justification**

Improvements are needed to provide adequate sewer capacity for planned redevelopment. This project reduces the health risk due to possible sewer backups that could occur if the system was not expanded to the appropriate capacity. The sanitary sewer project also reduces the risk of water pollution due to sewage spills and has a positive impact on the quality of life in the community. The project is included in the Wastewater Comprehensive Sewer Plan. The project year is subject to change based on redevelopment in the area.

<b>Expenditures</b>	<b>2025</b>	<b>2026</b>	<b>2027</b>	<b>2028</b>	<b>2029</b>	<b>2030</b>	<b>2031</b>	<b>2032</b>	<b>2033</b>	<b>2034</b>	<b>Total</b>
Design and Construction	1,410,000	0	0	0	0	0	0	0	0	0	1,410,000
<b>Total</b>	<b>1,410,000</b>	<b>0</b>	<b>0</b>	<b>0</b>	<b>0</b>	<b>0</b>	<b>0</b>	<b>0</b>	<b>0</b>	<b>0</b>	<b>1,410,000</b>

<b>Funding Sources</b>	<b>2025</b>	<b>2026</b>	<b>2027</b>	<b>2028</b>	<b>2029</b>	<b>2030</b>	<b>2031</b>	<b>2032</b>	<b>2033</b>	<b>2034</b>	<b>Total</b>
6150 Wastewater Utility	1,410,000	0	0	0	0	0	0	0	0	0	1,410,000
<b>Total</b>	<b>1,410,000</b>	<b>0</b>	<b>0</b>	<b>0</b>	<b>0</b>	<b>0</b>	<b>0</b>	<b>0</b>	<b>0</b>	<b>0</b>	<b>1,410,000</b>

**Project Details**

**Bloomington, MN**

Project # SW-25-008  
 Project Name 13th Ave San Sewer-82nd St to 86th St

Total Project Cost	\$2,600,000	Contact	City Engineer
Department	Sewer, Water and Stormwater	Type	Economic-Renewal
Category	Sewer	Priority	Tier 1
Status	Active	Useful Life	75 years

**Description**

Sewer mainline upsizing needed to convey proposed future wastewater flow. Replace 2648' of 15" RCP with 18" FRP.

CIP #9

**Justification**

Improvements are needed to provide adequate sewer capacity for planned redevelopment. This project reduces the health risk due to possible sewer backups that could occur if the system was not expanded to the appropriate capacity. The sanitary sewer project also reduces the risk of water pollution due to sewage spills and has a positive impact on the quality of life in the community. The project is identified in the Wastewater Comprehensive Sewer Plan. The project year is subject to change based on redevelopment in the area.

<b>Expenditures</b>	<b>2025</b>	<b>2026</b>	<b>2027</b>	<b>2028</b>	<b>2029</b>	<b>2030</b>	<b>2031</b>	<b>2032</b>	<b>2033</b>	<b>2034</b>	<b>Total</b>
Design and Construction	0	2,600,000	0	0	0	0	0	0	0	0	2,600,000
<b>Total</b>	<b>0</b>	<b>2,600,000</b>	<b>0</b>	<b>0</b>	<b>0</b>	<b>0</b>	<b>0</b>	<b>0</b>	<b>0</b>	<b>0</b>	<b>2,600,000</b>

<b>Funding Sources</b>	<b>2025</b>	<b>2026</b>	<b>2027</b>	<b>2028</b>	<b>2029</b>	<b>2030</b>	<b>2031</b>	<b>2032</b>	<b>2033</b>	<b>2034</b>	<b>Total</b>
Other Sources	0	1,820,000	0	0	0	0	0	0	0	0	1,820,000
6150 Wastewater Utility	0	780,000	0	0	0	0	0	0	0	0	780,000
<b>Total</b>	<b>0</b>	<b>2,600,000</b>	<b>0</b>	<b>0</b>	<b>0</b>	<b>0</b>	<b>0</b>	<b>0</b>	<b>0</b>	<b>0</b>	<b>2,600,000</b>

**Project Details**

Bloomington, MN

Project # SW-25-009  
 Project Name MCES Interceptor: E 90th St and 18th Ave S

Total Project Cost	\$90,000	Contact	City Engineer
Department	Sewer, Water and Stormwater	Type	Economic-Renewal
Category	Sewer	Priority	Tier 3
Status	Active	Useful Life	75 years

**Description**

MCES Interceptor upsizing needed to convey proposed future wastewater flow. Replace 48' of 42" RCP (restricted to 40" with CIPP liner) with 44" FRP.

CIP #10

**Justification**

City staff has identified that improvements to the MCES Interceptor are needed to provide adequate sewer capacity for planned redevelopment. Metropolitan Council has been notified of this capacity constraint by City staff. This project reduces the health risk due to possible sewer backups that could occur if the system was not expanded to the appropriate capacity. The sanitary sewer project also reduces the risk of water pollution due to sewage spills and has a positive impact on the quality of life in the community. The project year is subject to change based on redevelopment in the area and external agency determination.

<b>Expenditures</b>	<b>2025</b>	<b>2026</b>	<b>2027</b>	<b>2028</b>	<b>2029</b>	<b>2030</b>	<b>2031</b>	<b>2032</b>	<b>2033</b>	<b>2034</b>	<b>Total</b>
Design and Construction	0	0	0	0	0	90,000	0	0	0	0	90,000
<b>Total</b>	<b>0</b>	<b>0</b>	<b>0</b>	<b>0</b>	<b>0</b>	<b>90,000</b>	<b>0</b>	<b>0</b>	<b>0</b>	<b>0</b>	<b>90,000</b>

<b>Funding Sources</b>	<b>2025</b>	<b>2026</b>	<b>2027</b>	<b>2028</b>	<b>2029</b>	<b>2030</b>	<b>2031</b>	<b>2032</b>	<b>2033</b>	<b>2034</b>	<b>Total</b>
Met Council	0	0	0	0	0	90,000	0	0	0	0	90,000
<b>Total</b>	<b>0</b>	<b>0</b>	<b>0</b>	<b>0</b>	<b>0</b>	<b>90,000</b>	<b>0</b>	<b>0</b>	<b>0</b>	<b>0</b>	<b>90,000</b>

**Project Details**

Bloomington, MN

**Project #** SW-25-010  
**Project Name** Cedar Ave San Sewer - Killebrew to 85th

<b>Total Project Cost</b> \$1,900,000	<b>Contact</b> City Engineer
<b>Department</b> Sewer, Water and Stormwater	<b>Type</b> Economic-Renewal
<b>Category</b> Sewer	<b>Priority</b> Tier 2
<b>Status</b> Active	<b>Useful Life</b> 75 years

**Description**

Sewer mainline upsizing needed to convey proposed future wastewater flow from the South Loop district. Upsize 30" DIP to 33" and 34" FRP.

CIP #13

**Justification**

Improvements are needed to provide adequate sewer capacity for planned redevelopment. This project reduces the health risk due to possible sewer backups that could occur if the system was not expanded to the appropriate capacity. The expansion of the sewer system allows for additional growth of jobs and housing in the South Loop District and has a positive impact on the property values and tax base. The project is included in the Wastewater Comprehensive Sewer Plan and the South Loop District Plan. The sanitary sewer project also reduces the risk of water pollution due to sewage spills and has a positive impact on the quality of life in the community. The project year is subject to change based on redevelopment in the area.

<b>Expenditures</b>	<b>2025</b>	<b>2026</b>	<b>2027</b>	<b>2028</b>	<b>2029</b>	<b>2030</b>	<b>2031</b>	<b>2032</b>	<b>2033</b>	<b>2034</b>	<b>Total</b>
Design and Construction	0	0	0	0	1,900,000	0	0	0	0	0	1,900,000
<b>Total</b>	<b>0</b>	<b>0</b>	<b>0</b>	<b>0</b>	<b>1,900,000</b>	<b>0</b>	<b>0</b>	<b>0</b>	<b>0</b>	<b>0</b>	<b>1,900,000</b>

<b>Funding Sources</b>	<b>2025</b>	<b>2026</b>	<b>2027</b>	<b>2028</b>	<b>2029</b>	<b>2030</b>	<b>2031</b>	<b>2032</b>	<b>2033</b>	<b>2034</b>	<b>Total</b>
Other Sources	0	0	0	0	1,330,000	0	0	0	0	0	1,330,000
6150 Wastewater Utility	0	0	0	0	570,000	0	0	0	0	0	570,000
<b>Total</b>	<b>0</b>	<b>0</b>	<b>0</b>	<b>0</b>	<b>1,900,000</b>	<b>0</b>	<b>0</b>	<b>0</b>	<b>0</b>	<b>0</b>	<b>1,900,000</b>

# Project Details

## Bloomington, MN

**Project #** SW-25-013  
**Project Name** 95th and Garfield Sanitary Sewer

<b>Total Project Cost</b>	\$70,000	<b>Contact</b>	City Engineer
<b>Department</b>	Sewer, Water and Stormwater	<b>Type</b>	Economic-Renewal
<b>Category</b>	Sewer	<b>Priority</b>	Tier 3
<b>Status</b>	Active	<b>Useful Life</b>	75 years

### Description

Sewer mainline upsizing needed to convey proposed future wastewater flow. Replace 61' of 8" VCP with 10" PVC.

CIP #21

### Justification

Improvements are needed to provide adequate sewer capacity for planned redevelopment. This project reduces the health risk due to possible sewer backups that could occur if the system was not expanded to the appropriate capacity. The sanitary sewer project also reduces the risk of water pollution due to sewage spills and has a positive impact on the quality of life in the community. The project year is subject to change based on redevelopment in the area.

<b>Expenditures</b>	<b>2025</b>	<b>2026</b>	<b>2027</b>	<b>2028</b>	<b>2029</b>	<b>2030</b>	<b>2031</b>	<b>2032</b>	<b>2033</b>	<b>2034</b>	<b>Total</b>
Design and Construction	0	0	0	0	0	70,000	0	0	0	0	70,000
<b>Total</b>	<b>0</b>	<b>0</b>	<b>0</b>	<b>0</b>	<b>0</b>	<b>70,000</b>	<b>0</b>	<b>0</b>	<b>0</b>	<b>0</b>	<b>70,000</b>

<b>Funding Sources</b>	<b>2025</b>	<b>2026</b>	<b>2027</b>	<b>2028</b>	<b>2029</b>	<b>2030</b>	<b>2031</b>	<b>2032</b>	<b>2033</b>	<b>2034</b>	<b>Total</b>
Other Sources	0	0	0	0	0	49,000	0	0	0	0	49,000
6150 Wastewater Utility	0	0	0	0	0	21,000	0	0	0	0	21,000
<b>Total</b>	<b>0</b>	<b>0</b>	<b>0</b>	<b>0</b>	<b>0</b>	<b>70,000</b>	<b>0</b>	<b>0</b>	<b>0</b>	<b>0</b>	<b>70,000</b>

## Project Details

### Bloomington, MN

**Project #** SW-25-014  
**Project Name** San Sewer-90th St & 18th to E OSR & Springside Ln

<b>Total Project Cost</b>	\$1,050,000	<b>Contact</b>	City Engineer
<b>Department</b>	Sewer, Water and Stormwater	<b>Type</b>	Economic-Renewal
<b>Category</b>	Sewer	<b>Priority</b>	Tier 2
<b>Status</b>	Active	<b>Useful Life</b>	75 years

#### Description

Sewer mainline upsizing needed to convey proposed future wastewater flow. Replace 1070' of 8" VCP with 10" PVC.

CIP #22

#### Justification

Improvements are needed to provide adequate sewer capacity for planned redevelopment. This project reduces the health risk due to possible sewer backups that could occur if the system was not expanded to the appropriate capacity. The sanitary sewer project also reduces the risk of water pollution due to sewage spills and has a positive impact on the quality of life in the community. The project year is subject to change based on redevelopment in the area.

<b>Expenditures</b>	<b>2025</b>	<b>2026</b>	<b>2027</b>	<b>2028</b>	<b>2029</b>	<b>2030</b>	<b>2031</b>	<b>2032</b>	<b>2033</b>	<b>2034</b>	<b>Total</b>
Design and Construction	0	0	0	1,050,000	0	0	0	0	0	0	1,050,000
<b>Total</b>	<b>0</b>	<b>0</b>	<b>0</b>	<b>1,050,000</b>	<b>0</b>	<b>0</b>	<b>0</b>	<b>0</b>	<b>0</b>	<b>0</b>	<b>1,050,000</b>

<b>Funding Sources</b>	<b>2025</b>	<b>2026</b>	<b>2027</b>	<b>2028</b>	<b>2029</b>	<b>2030</b>	<b>2031</b>	<b>2032</b>	<b>2033</b>	<b>2034</b>	<b>Total</b>
Other Sources	0	0	0	735,000	0	0	0	0	0	0	735,000
6150 Wastewater Utility	0	0	0	315,000	0	0	0	0	0	0	315,000
<b>Total</b>	<b>0</b>	<b>0</b>	<b>0</b>	<b>1,050,000</b>	<b>0</b>	<b>0</b>	<b>0</b>	<b>0</b>	<b>0</b>	<b>0</b>	<b>1,050,000</b>

2025 thru 2034

## Project Details

Bloomington, MN

**Project #** SW-25-015  
**Project Name** Easement W of Hopkins Rd @ 107th St.

<b>Total Project Cost</b>	\$150,000	<b>Contact</b>	City Engineer
<b>Department</b>	Sewer, Water and Stormwater	<b>Type</b>	Economic-Renewal
<b>Category</b>	Sewer	<b>Priority</b>	Tier 2
<b>Status</b>	Active	<b>Useful Life</b>	75 years

### Description

Sewer mainline upsizing needed to convey proposed future wastewater flow. Replace 350' of 8" VCP with 10" PVC.

CIP #23

### Justification

Improvements are needed to provide adequate sewer capacity for planned redevelopment. This project reduces the health risk due to possible sewer backups that could occur if the system was not expanded to the appropriate capacity. The sanitary sewer project also reduces the risk of water pollution due to sewage spills and has a positive impact on the quality of life in the community. The project year is subject to change based on redevelopment in the area.

<b>Expenditures</b>	<b>2025</b>	<b>2026</b>	<b>2027</b>	<b>2028</b>	<b>2029</b>	<b>2030</b>	<b>2031</b>	<b>2032</b>	<b>2033</b>	<b>2034</b>	<b>Total</b>
Design and Construction	0	0	0	0	150,000	0	0	0	0	0	150,000
<b>Total</b>	<b>0</b>	<b>0</b>	<b>0</b>	<b>0</b>	<b>150,000</b>	<b>0</b>	<b>0</b>	<b>0</b>	<b>0</b>	<b>0</b>	<b>150,000</b>

<b>Funding Sources</b>	<b>2025</b>	<b>2026</b>	<b>2027</b>	<b>2028</b>	<b>2029</b>	<b>2030</b>	<b>2031</b>	<b>2032</b>	<b>2033</b>	<b>2034</b>	<b>Total</b>
Other Sources	0	0	0	0	105,000	0	0	0	0	0	105,000
6150 Wastewater Utility	0	0	0	0	45,000	0	0	0	0	0	45,000
<b>Total</b>	<b>0</b>	<b>0</b>	<b>0</b>	<b>0</b>	<b>150,000</b>	<b>0</b>	<b>0</b>	<b>0</b>	<b>0</b>	<b>0</b>	<b>150,000</b>



**Project Details**

Bloomington, MN

Project # SW-25-016  
 Project Name American and Penn Sanitary Sewer

Total Project Cost	\$50,000	Contact	City Engineer
Department	Sewer, Water and Stormwater	Type	Economic-Renewal
Category	Sewer	Priority	Tier 3
Status	Active	Useful Life	75 years

Description

Sewer mainline upsizing needed to convey proposed future wastewater flow. Replace 70' of 9" VCP with 12" PVC in intersection.

CIP #24

Justification

Improvements are needed to provide adequate sewer capacity for planned redevelopment. This project reduces the health risk due to possible sewer backups that could occur if the system was not expanded to the appropriate capacity. The sanitary sewer project also reduces the risk of water pollution due to sewage spills and has a positive impact on the quality of life in the community. The project year is subject to change based on redevelopment in the area.

Expenditures	2025	2026	2027	2028	2029	2030	2031	2032	2033	2034	Total
Design and Construction	0	0	0	0	0	0	0	0	0	50,000	50,000
<b>Total</b>	<b>0</b>	<b>0</b>	<b>0</b>	<b>0</b>	<b>0</b>	<b>0</b>	<b>0</b>	<b>0</b>	<b>0</b>	<b>50,000</b>	<b>50,000</b>

Funding Sources	2025	2026	2027	2028	2029	2030	2031	2032	2033	2034	Total
Other Sources	0	0	0	0	0	0	0	0	0	35,000	35,000
6150 Wastewater Utility	0	0	0	0	0	0	0	0	0	15,000	15,000
<b>Total</b>	<b>0</b>	<b>0</b>	<b>0</b>	<b>0</b>	<b>0</b>	<b>0</b>	<b>0</b>	<b>0</b>	<b>0</b>	<b>50,000</b>	<b>50,000</b>

# Project Details

## Bloomington, MN

**Project #** SW-25-017  
**Project Name** Cedar Ave San Sewer- 85th to EOSR

<b>Total Project Cost</b>	\$6,440,000	<b>Contact</b>	City Engineer
<b>Department</b>	Sewer, Water and Stormwater	<b>Type</b>	Economic-Renewal
<b>Category</b>	Sewer	<b>Priority</b>	Tier 3
<b>Status</b>	Active	<b>Useful Life</b>	75 years

### Description

Sewer mainline upsizing needed to convey proposed future wastewater flow. Replace 3900' of 34" PCCP with 36" FRP.

CIP #27

### Justification

Improvements are needed to provide adequate sewer capacity for planned redevelopment. This project reduces the health risk due to possible sewer backups that could occur if the system was not expanded to the appropriate capacity. The sanitary sewer project also reduces the risk of water pollution due to sewage spills and has a positive impact on the quality of life in the community. The project year is subject to change based on redevelopment in the area.

<b>Expenditures</b>	<b>2025</b>	<b>2026</b>	<b>2027</b>	<b>2028</b>	<b>2029</b>	<b>2030</b>	<b>2031</b>	<b>2032</b>	<b>2033</b>	<b>2034</b>	<b>Total</b>
Design and Construction	0	0	0	0	0	0	6,440,000	0	0	0	6,440,000
<b>Total</b>	<b>0</b>	<b>0</b>	<b>0</b>	<b>0</b>	<b>0</b>	<b>0</b>	<b>6,440,000</b>	<b>0</b>	<b>0</b>	<b>0</b>	<b>6,440,000</b>

<b>Funding Sources</b>	<b>2025</b>	<b>2026</b>	<b>2027</b>	<b>2028</b>	<b>2029</b>	<b>2030</b>	<b>2031</b>	<b>2032</b>	<b>2033</b>	<b>2034</b>	<b>Total</b>
Other Sources	0	0	0	0	0	0	4,508,000	0	0	0	4,508,000
6150 Wastewater Utility	0	0	0	0	0	0	1,932,000	0	0	0	1,932,000
<b>Total</b>	<b>0</b>	<b>0</b>	<b>0</b>	<b>0</b>	<b>0</b>	<b>0</b>	<b>6,440,000</b>	<b>0</b>	<b>0</b>	<b>0</b>	<b>6,440,000</b>

# Project Details

## Bloomington, MN

**Project #** SW-25-018  
**Project Name** North Central Sanitary Sewer Diversion

<b>Total Project Cost</b>	\$25,660,000	<b>Contact</b>	City Engineer
<b>Department</b>	Sewer, Water and Stormwater	<b>Type</b>	Economic-Renewal
<b>Category</b>	Sewer	<b>Priority</b>	Tier 1
<b>Status</b>	Active	<b>Useful Life</b>	75 years

### Description

Sewer mainline upsizing needed to convey proposed future wastewater flow from the Penn-American district.  
 CIP #7A, 7B, Fremont Diversion, and 92nd Diversion

### Justification

Improvements are needed to provide adequate sewer capacity for planned redevelopment. This project reduces the health risk due to possible sewer backups that could occur if the system was not expanded to the appropriate capacity. The expansion of the sewer system allows for additional growth of jobs and housing in the Penn-American District and has a positive impact on the property values and tax base. The sanitary sewer project also reduces the risk of water pollution due to sewage spills and has a positive impact on the quality of life in the community. The project year is subject to change based on redevelopment in the area. Funding has not been identified for these capacity improvements.

- 2030: American and Morgan Ct to Humboldt Ave W of 35W.
- 2032: Humbolt W of 35W to 80 1/2 and Fremont.
- 2033: Fremont from 80 1/2 to 92nd.
- 2034: 92nd from Fremont to Interceptor W of Pillsbury

<b>Expenditures</b>	<b>2025</b>	<b>2026</b>	<b>2027</b>	<b>2028</b>	<b>2029</b>	<b>2030</b>	<b>2031</b>	<b>2032</b>	<b>2033</b>	<b>2034</b>	<b>Total</b>
Design and Construction	0	25,660,000	0	0	0	0	0	0	0	0	25,660,000
<b>Total</b>	<b>0</b>	<b>25,660,000</b>	<b>0</b>	<b>0</b>	<b>0</b>	<b>0</b>	<b>0</b>	<b>0</b>	<b>0</b>	<b>0</b>	<b>25,660,000</b>

<b>Funding Sources</b>	<b>2025</b>	<b>2026</b>	<b>2027</b>	<b>2028</b>	<b>2029</b>	<b>2030</b>	<b>2031</b>	<b>2032</b>	<b>2033</b>	<b>2034</b>	<b>Total</b>
Utility Bonds	0	25,660,000	0	0	0	0	0	0	0	0	25,660,000
<b>Total</b>	<b>0</b>	<b>25,660,000</b>	<b>0</b>	<b>0</b>	<b>0</b>	<b>0</b>	<b>0</b>	<b>0</b>	<b>0</b>	<b>0</b>	<b>25,660,000</b>

**Project Details**

Bloomington, MN

Project # SW-25-019  
 Project Name Killebrew Dr San Sewer- Cedar to 23rd

Total Project Cost	\$2,800,000	Contact	City Engineer
Department	Sewer, Water and Stormwater	Type	Economic-Renewal
Category	Sewer	Priority	Tier 2
Status	Active	Useful Life	75 years

**Description**

Sewer mainline up sizing needed to convey proposed future wastewater flow from the South Loop district. Up size 27" and 30" with 30" and 33" FRP.

CIP #30

**Justification**

Improvements are needed to provide adequate sewer capacity for planned redevelopment. This project reduces the health risk due to possible sewer backups that could occur if the system was not expanded to the appropriate capacity. The expansion of the sewer system allows for additional growth of jobs and housing in the South Loop District and has a positive impact on the property values and tax base. The project is included in the Wastewater Comprehensive Sewer Plan and the South Loop District Plan. The sanitary sewer project also reduces the risk of water pollution due to sewage spills and has a positive impact on the quality of life in the community. The project year is subject to change based on redevelopment in the area.

<b>Expenditures</b>	<b>2025</b>	<b>2026</b>	<b>2027</b>	<b>2028</b>	<b>2029</b>	<b>2030</b>	<b>2031</b>	<b>2032</b>	<b>2033</b>	<b>2034</b>	<b>Total</b>
Design and Construction	2,800,000	0	0	0	0	0	0	0	0	0	2,800,000
<b>Total</b>	<b>2,800,000</b>	<b>0</b>	<b>0</b>	<b>0</b>	<b>0</b>	<b>0</b>	<b>0</b>	<b>0</b>	<b>0</b>	<b>0</b>	<b>2,800,000</b>

<b>Funding Sources</b>	<b>2025</b>	<b>2026</b>	<b>2027</b>	<b>2028</b>	<b>2029</b>	<b>2030</b>	<b>2031</b>	<b>2032</b>	<b>2033</b>	<b>2034</b>	<b>Total</b>
Other Sources	2,800,000	0	0	0	0	0	0	0	0	0	2,800,000
<b>Total</b>	<b>2,800,000</b>	<b>0</b>	<b>0</b>	<b>0</b>	<b>0</b>	<b>0</b>	<b>0</b>	<b>0</b>	<b>0</b>	<b>0</b>	<b>2,800,000</b>

**Project Details**

Bloomington, MN

Project # SW-25-020  
 Project Name South Central (Niccollet & 102nd to 100th & 3rd)

Total Project Cost	\$2,511,561	Contact	City Engineer
Department	Sewer, Water and Stormwater	Type	Economic-Renewal
Category	Sewer	Priority	Tier 1
Status	Active	Useful Life	75 years

**Description**

Sewer mainline up-sizing needed to convey proposed future wastewater flow. Replace 1640' of 12" RCP with 16" PVC. 50% SAC contribution

CIP #28

**Justification**

Improvements are needed to provide adequate sewer capacity for planned redevelopment. This project reduces the health risk due to possible sewer backups that could occur if the system was not expanded to the appropriate capacity. The sanitary sewer project also reduces the risk of water pollution due to sewage spills and has a positive impact on the quality of life in the community. The project is included in the Wastewater Comprehensive Sewer Plan. The project year is subject to change based on redevelopment in the area.

<b>Expenditures</b>	<b>2025</b>	<b>2026</b>	<b>2027</b>	<b>2028</b>	<b>2029</b>	<b>2030</b>	<b>2031</b>	<b>2032</b>	<b>2033</b>	<b>2034</b>	<b>Total</b>
Design and Construction	2,511,561	0	0	0	0	0	0	0	0	0	2,511,561
<b>Total</b>	<b>2,511,561</b>	<b>0</b>	<b>0</b>	<b>0</b>	<b>0</b>	<b>0</b>	<b>0</b>	<b>0</b>	<b>0</b>	<b>0</b>	<b>2,511,561</b>

<b>Funding Sources</b>	<b>2025</b>	<b>2026</b>	<b>2027</b>	<b>2028</b>	<b>2029</b>	<b>2030</b>	<b>2031</b>	<b>2032</b>	<b>2033</b>	<b>2034</b>	<b>Total</b>
6150 Wastewater Utility	2,511,561	0	0	0	0	0	0	0	0	0	2,511,561
<b>Total</b>	<b>2,511,561</b>	<b>0</b>	<b>0</b>	<b>0</b>	<b>0</b>	<b>0</b>	<b>0</b>	<b>0</b>	<b>0</b>	<b>0</b>	<b>2,511,561</b>

**Project Details**

Bloomington, MN

Project # SW-25-021  
 Project Name Lab Equipment Replacement

Total Project Cost	\$200,000	Contact	Utilities Superintendent
Department	Sewer, Water and Stormwater	Category	Water
Priority	Tier 1	Status	Active

Description

The Tri-City/William Lloyd Analytical Laboratory is located in the City of Bloomington's Water Treatment Plan  
 \$150,000 Gas Chromatography and Mass Spectrometry replacement. Used to monitor/measure VOCs, disinfection by-products, and other contaminants.  
 \$50,000 Lachat upgrade. Used to determine nitrate, phosphate, and ammonium in samples.

Justification

Existing equipment reaching end-of-life

Expenditures	2025	2026	2027	2028	2029	2030	2031	2032	2033	2034	Total
Equipment	0	200,000	0	0	0	0	0	0	0	0	200,000
<b>Total</b>	<b>0</b>	<b>200,000</b>	<b>0</b>	<b>0</b>	<b>0</b>	<b>0</b>	<b>0</b>	<b>0</b>	<b>0</b>	<b>0</b>	<b>200,000</b>

Funding Sources	2025	2026	2027	2028	2029	2030	2031	2032	2033	2034	Total
6100 Water Utility	0	200,000	0	0	0	0	0	0	0	0	200,000
<b>Total</b>	<b>0</b>	<b>200,000</b>	<b>0</b>	<b>0</b>	<b>0</b>	<b>0</b>	<b>0</b>	<b>0</b>	<b>0</b>	<b>0</b>	<b>200,000</b>

2025 thru 2034

### Project Details

Bloomington, MN

Project # SW-25-022  
 Project Name Communication and Programming Upgrades

Total Project Cost	\$600,000	Contact	Utilities Superintendent
Department	Sewer, Water and Stormwater	Category	Water
Priority	Tier 1	Status	Active

#### Description

2025 - \$150,000 radios and programming for SCADA equipment and L.S. communications.  
 2026-2034 - \$50,000 cyber-security/general programing/radio/PLC

#### Justification

Upgrade outdated equipment and software to maintain security and critical communications.

Expenditures	2025	2026	2027	2028	2029	2030	2031	2032	2033	2034	Total
Equipment	150,000	50,000	50,000	50,000	50,000	50,000	50,000	50,000	50,000	50,000	600,000
<b>Total</b>	<b>150,000</b>	<b>50,000</b>	<b>50,000</b>	<b>50,000</b>	<b>50,000</b>	<b>50,000</b>	<b>50,000</b>	<b>50,000</b>	<b>50,000</b>	<b>50,000</b>	<b>600,000</b>

Funding Sources	2025	2026	2027	2028	2029	2030	2031	2032	2033	2034	Total
6150 Wastewater Utility	150,000	50,000	50,000	50,000	50,000	50,000	50,000	50,000	50,000	50,000	600,000
<b>Total</b>	<b>150,000</b>	<b>50,000</b>	<b>50,000</b>	<b>50,000</b>	<b>50,000</b>	<b>50,000</b>	<b>50,000</b>	<b>50,000</b>	<b>50,000</b>	<b>50,000</b>	<b>600,000</b>

# Project Details

## Bloomington, MN

Project # SW-99-003  
 Project Name SWMP/WPMP Project

Total Project Cost	\$23,249,645	Contact	City Engineer
Department	Sewer, Water and Stormwater	Type	Environmental-Renewal
Category	Stormwater	Priority	Tier 1
Status	Active	Useful Life	40 years

### Description

Surface Water Management Plan (SWMP)/Wetland Protection and Management Plan (WPMP) Lake, Pond, and Creek maintenance and restoration (902)

### Justification

Maintenance identified in approved Management Plans or as determined by asset management or future inspections and the stormwater modeling to mitigate localized flooding.

Prior	Expenditures	2025	2026	2027	2028	2029	2030	2031	2032	2033	2034	Total
16,070,645	Construction	650,000	650,000	670,000	690,000	707,000	725,000	743,000	762,000	781,000	801,000	7,179,000
	<b>Total</b>	<b>650,000</b>	<b>650,000</b>	<b>670,000</b>	<b>690,000</b>	<b>707,000</b>	<b>725,000</b>	<b>743,000</b>	<b>762,000</b>	<b>781,000</b>	<b>801,000</b>	<b>7,179,000</b>

Prior	Funding Sources	2025	2026	2027	2028	2029	2030	2031	2032	2033	2034	Total
16,070,645	6200 Storm Water Utility	650,000	650,000	670,000	690,000	707,000	725,000	743,000	762,000	781,000	801,000	7,179,000
	<b>Total</b>	<b>650,000</b>	<b>650,000</b>	<b>670,000</b>	<b>690,000</b>	<b>707,000</b>	<b>725,000</b>	<b>743,000</b>	<b>762,000</b>	<b>781,000</b>	<b>801,000</b>	<b>7,179,000</b>



**Project Details**

Bloomington, MN

Project # SW-99-011  
 Project Name Meter Change Program

Total Project Cost	\$7,970,000	Department	Sewer, Water and Stormwater
Type	Economic-Renewal	Category	Water
Priority	Tier 1	Status	Active
Useful Life	20 years		

**Description**

(Formerly known as: Water Dist. Equip.) Updated meters & Radios. Commercial and Residential roll-out of AMI to be determined.

**Justification**

Advanced metering infrastructure implementation. Replacement of aging infrastructure, improved capabilities & enhanced conservation capabilities.

Prior	Expenditures	2025	2026	2027	2028	2029	2030	2031	2032	2033	2034	Total
870,000	Equipment	1,000,000	1,000,000	1,050,000	1,050,000	500,000	500,000	500,000	500,000	500,000	500,000	7,100,000
	<b>Total</b>	<b>1,000,000</b>	<b>1,000,000</b>	<b>1,050,000</b>	<b>1,050,000</b>	<b>500,000</b>	<b>500,000</b>	<b>500,000</b>	<b>500,000</b>	<b>500,000</b>	<b>500,000</b>	<b>7,100,000</b>

Prior	Funding Sources	2025	2026	2027	2028	2029	2030	2031	2032	2033	2034	Total
870,000	6100 Water Utility	1,000,000	1,000,000	1,050,000	1,050,000	500,000	500,000	500,000	500,000	500,000	500,000	7,100,000
	<b>Total</b>	<b>1,000,000</b>	<b>1,000,000</b>	<b>1,050,000</b>	<b>1,050,000</b>	<b>500,000</b>	<b>500,000</b>	<b>500,000</b>	<b>500,000</b>	<b>500,000</b>	<b>500,000</b>	<b>7,100,000</b>

**Project Details**

Bloomington, MN

Project # SW-99-015  
 Project Name Storm Main Asset Renewal/Replacement (PMP)

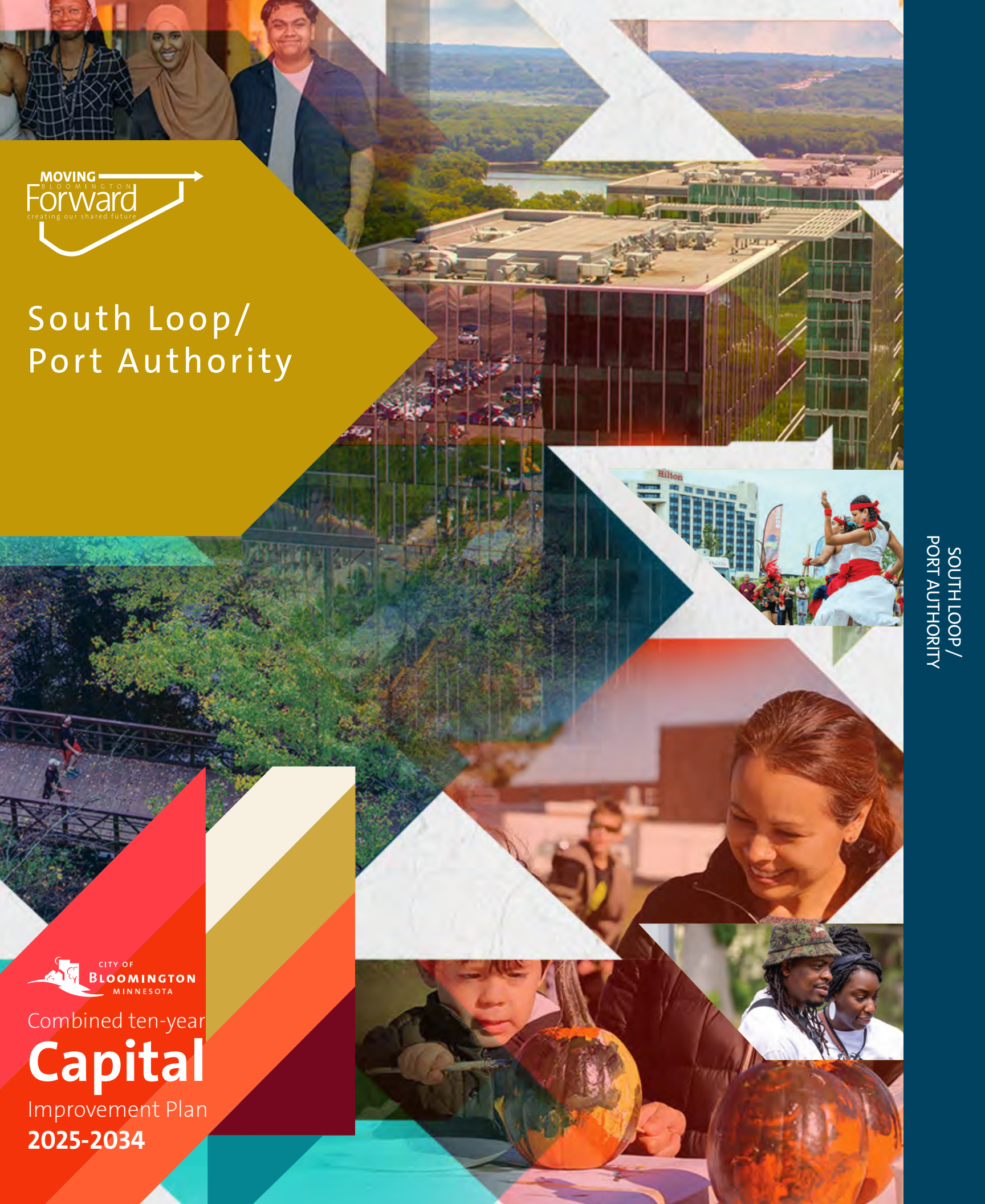
Total Project Cost	\$36,066,000	Contact	City Engineer
Department	Sewer, Water and Stormwater	Type	Economic-Renewal
Category	Stormwater	Priority	Tier 1
Status	Active	Useful Life	75 years

**Description**  
 Storm Sewer replacement, rehab, & renewal.

**Justification**  
 Improvements to storm sewer with Pavement Management Program. With consistent asset renewal the City is able to better conserve resources and improve drainage in conjunction with PMP projects. It reduces construction impacts on residents and businesses by tying the projects together in one comprehensive project and reduces both noise and air pollution that would have occurred had the projects been done separately while also improving surface drainage and improving treatment of stormwater runoff. The project reduces periodic inundation in certain locations and increases property values along streets in Bloomington.

Prior	Expenditures	2025	2026	2027	2028	2029	2030	2031	2032	2033	2034	Total
15,020,000	Maintenance	1,950,000	2,000,000	2,000,000	2,000,000	2,050,000	2,101,000	2,154,000	2,208,000	2,263,000	2,320,000	21,046,000
	<b>Total</b>	<b>1,950,000</b>	<b>2,000,000</b>	<b>2,000,000</b>	<b>2,000,000</b>	<b>2,050,000</b>	<b>2,101,000</b>	<b>2,154,000</b>	<b>2,208,000</b>	<b>2,263,000</b>	<b>2,320,000</b>	<b>21,046,000</b>

Prior	Funding Sources	2025	2026	2027	2028	2029	2030	2031	2032	2033	2034	Total
15,020,000	6200 Storm Water Utility	1,950,000	2,000,000	2,000,000	2,000,000	2,050,000	2,101,000	2,154,000	2,208,000	2,263,000	2,320,000	21,046,000
	<b>Total</b>	<b>1,950,000</b>	<b>2,000,000</b>	<b>2,000,000</b>	<b>2,000,000</b>	<b>2,050,000</b>	<b>2,101,000</b>	<b>2,154,000</b>	<b>2,208,000</b>	<b>2,263,000</b>	<b>2,320,000</b>	<b>21,046,000</b>



# South Loop/ Port Authority

SOUTH LOOP /  
PORT AUTHORITY



Combined ten-year  
**Capital**  
Improvement Plan  
**2025-2034**



2025 through 2034  
**Project by Category and Department**  
 Bloomington, MN  
**Projects by Category And Department**

Department Category	Project #	Priority	2025	2026	2027	2028	2029	2030	2031	2032	2033	2034	Total
<b>South Loop/Port Authority</b>													
<u>Creative Placemaking</u>													
South Loop - Creative Placemaking	SL-15-002	1	161,622	167,055	172,474	177,863	183,210	188,706	194,367	200,198	206,204	212,390	1,864,089
City-wide - Creative Placemaking	SL-24-002	1	100,000	100,000	100,000	100,000	100,000	100,000	100,000	100,000	100,000	100,000	1,000,000
<b>Creative Placemaking Total</b>			<b>261,622</b>	<b>267,055</b>	<b>272,474</b>	<b>277,863</b>	<b>283,210</b>	<b>288,706</b>	<b>294,367</b>	<b>300,198</b>	<b>306,204</b>	<b>312,390</b>	<b>2,864,089</b>
<u>Roads and Streets</u>													
24th Avenue Corridor	SL-16-005	3								5,880,000			5,880,000
I-494/24th Avenue (dual right turn)	SL-16-006	2			110,000	550,000							660,000
I-494/34th Avenue (DDI)	SL-16-007	2				1,650,000							1,650,000
Lindau Lane at IKEA Way and 22nd Avenue	SL-16-010	2				164,000							164,000
American Blvd at International Dr & Metro Dr East	SL-16-011	3							1,485,000				1,485,000
East Old Shakopee Road/28th Avenue	SL-16-012	3						2,056,000					2,056,000
82nd Street - Winstead Way to 30th Ave	SL-24-001	3								1,000,000			1,000,000
<b>Roads and Streets Total</b>			<b>0</b>	<b>0</b>	<b>110,000</b>	<b>2,364,000</b>	<b>0</b>	<b>2,056,000</b>	<b>1,485,000</b>	<b>6,880,000</b>	<b>0</b>	<b>0</b>	<b>12,895,000</b>
<u>South Loop General Imp.</u>													
South Loop District Dynamic Message Signs (DMS)	SL-20-001	3						790,000					790,000
<b>South Loop General Imp. Total</b>			<b>0</b>	<b>0</b>	<b>0</b>	<b>0</b>	<b>0</b>	<b>790,000</b>	<b>0</b>	<b>0</b>	<b>0</b>	<b>0</b>	<b>790,000</b>

Department Category	Project #	Priority	2025	2026	2027	2028	2029	2030	2031	2032	2033	2034	Total
<u>Traffic Signals</u>													
33rd Ave at EOSR Signal	SL-07-004	3							81,000	432,000			513,000
30th Ave at EOSR Signal	SL-16-003	3							800,000				800,000
Additional Intersection Signal Improvements	SL-16-009	1		45,000			45,000			45,000			135,000
American Boulevard/30th Avenue (Signal)	SL-16-013	3							1,050,000				1,050,000
Lindau Ln & 24th Av Channelize Dbl Rt Turn Signal	SL-25-001	2				100,000							100,000
	<b>Traffic Signals Total</b>		<b>0</b>	<b>45,000</b>	<b>0</b>	<b>100,000</b>	<b>45,000</b>	<b>0</b>	<b>1,931,000</b>	<b>477,000</b>	<b>0</b>	<b>0</b>	<b>2,598,000</b>
<u>Trails</u>													
Trail Heads and Connections	SL-07-003	2			465,000								465,000
South Loop Pedestrian Wayfinding	SL-16-002	3						82,500					82,500
East Old Shakopee Rd & Am Blvd Multi-Use Trail Con	SL-25-002	3									2,640,000		2,640,000
	<b>Trails Total</b>		<b>0</b>	<b>0</b>	<b>465,000</b>	<b>0</b>	<b>0</b>	<b>82,500</b>	<b>0</b>	<b>0</b>	<b>2,640,000</b>	<b>0</b>	<b>3,187,500</b>
	<b>South Loop/Port Authority Total</b>		<b>261,622</b>	<b>312,055</b>	<b>847,474</b>	<b>2,741,863</b>	<b>328,210</b>	<b>3,217,206</b>	<b>3,710,367</b>	<b>7,657,198</b>	<b>2,946,204</b>	<b>312,390</b>	<b>22,334,589</b>
	<b>GRAND TOTAL</b>		<b>261,622</b>	<b>312,055</b>	<b>847,474</b>	<b>2,741,863</b>	<b>328,210</b>	<b>3,217,206</b>	<b>3,710,367</b>	<b>7,657,198</b>	<b>2,946,204</b>	<b>312,390</b>	<b>22,334,589</b>

# Project Details

## Bloomington, MN

**Project #** SL-07-003  
**Project Name** Trail Heads and Connections

<b>Total Project Cost</b>	\$465,000	<b>Contact</b>	City Engineer
<b>Department</b>	South Loop/Port Authority	<b>Type</b>	Environmental-Infrastructure
<b>Category</b>	Trails	<b>Priority</b>	Tier 2
<b>Status</b>	Active	<b>Useful Life</b>	20 years

### Description

Trail connection from East Old Shakopee Road to Wildlife Refuge per South Loop District Plan and negotiations with Refuge Manager. Project cost inflated to year of construction. (3 kiosks and connecting trails). Ike's Creek Trailhead. Other trailhead improvements. This initially included the 2024-301 BCS to Bass Ponds Trail Project, which would also include a ped crossing at 31st/Old Shakopee Rd, but may be moved to a new location from BCS to the north connecting to MN Valley National Wildlife Refuge Trail. The entire amount for this work would be considered and STI cost (Sustainability Tracking Info).

### Justification

To provide safer trail access to Wildlife Refuge so that residents and business employees can make healthy choices for physical fitness and possible commuting routes. The connection are included in the South Loop District Plan and could encourage further development within the area by having this amenity. The construction year is subject to change. An 8% increase in the estimate was added when the 2023-2032 CIP updates were made. Program year was moved back to 2025 with 2024-2033 CIP update and cost was increased by additional 10% along with adding cost for a future ped crossing at 31st/Old Shakopee Rd (RRFB or HAWK) signal. Program year was moved back to 2027 with 2025-2034 CIP along with a 10% increase in cost.

<b>Expenditures</b>	<b>2025</b>	<b>2026</b>	<b>2027</b>	<b>2028</b>	<b>2029</b>	<b>2030</b>	<b>2031</b>	<b>2032</b>	<b>2033</b>	<b>2034</b>	<b>Total</b>
Construction	0	0	352,000	0	0	0	0	0	0	0	352,000
Design	0	0	100,000	0	0	0	0	0	0	0	100,000
ROW/Acquisition	0	0	13,000	0	0	0	0	0	0	0	13,000
<b>Total</b>	<b>0</b>	<b>0</b>	<b>465,000</b>	<b>0</b>	<b>0</b>	<b>0</b>	<b>0</b>	<b>0</b>	<b>0</b>	<b>0</b>	<b>465,000</b>

<b>Funding Sources</b>	<b>2025</b>	<b>2026</b>	<b>2027</b>	<b>2028</b>	<b>2029</b>	<b>2030</b>	<b>2031</b>	<b>2032</b>	<b>2033</b>	<b>2034</b>	<b>Total</b>
4300 South Loop Development	0	0	465,000	0	0	0	0	0	0	0	465,000
<b>Total</b>	<b>0</b>	<b>0</b>	<b>465,000</b>	<b>0</b>	<b>0</b>	<b>0</b>	<b>0</b>	<b>0</b>	<b>0</b>	<b>0</b>	<b>465,000</b>

**Project Details**

Bloomington, MN

Project # SL-07-004  
 Project Name 33rd Ave at EOSR Signal

Total Project Cost	\$513,000	Contact	City Engineer
Department	South Loop/Port Authority	Type	Economic-Infrastructure
Category	Traffic Signals	Priority	Tier 3
Status	Active	Useful Life	20 years

**Description**

Construct traffic signal at 33rd Avenue and East Old Shakopee Road once warranted.

**Justification**

The 2022 Alternative Urban Areawide Review (AUAR) South Loop Traffic Study identified that this intersection is expected to be near capacity by 2040. The intersection control will be necessary as development continues to grow in the area to provide for safety and ease of motor vehicle movement and encourage safer pedestrian crossing to future trail connections on the south side of Old Shakopee Road. 8% cost increase was added in the 2023-2032 CIP update to account for inflation. Program year was moved back to 2032 with 2024-2033 CIP update based on a 2022 traffic count not meeting signal warrants.

Expenditures	2025	2026	2027	2028	2029	2030	2031	2032	2033	2034	Total
Construction	0	0	0	0	0	0	0	432,000	0	0	432,000
Design	0	0	0	0	0	0	81,000	0	0	0	81,000
<b>Total</b>	<b>0</b>	<b>0</b>	<b>0</b>	<b>0</b>	<b>0</b>	<b>0</b>	<b>81,000</b>	<b>432,000</b>	<b>0</b>	<b>0</b>	<b>513,000</b>

Funding Sources	2025	2026	2027	2028	2029	2030	2031	2032	2033	2034	Total
4300 South Loop Development	0	0	0	0	0	0	81,000	432,000	0	0	513,000
<b>Total</b>	<b>0</b>	<b>0</b>	<b>0</b>	<b>0</b>	<b>0</b>	<b>0</b>	<b>81,000</b>	<b>432,000</b>	<b>0</b>	<b>0</b>	<b>513,000</b>



**Project Details**

Bloomington, MN

Project # SL-15-002  
 Project Name South Loop - Creative Placemaking

Total Project Cost	\$3,836,030	Department	South Loop/Port Authority
Type	Social & Cultural-Renewal	Category	Creative Placemaking
Priority	Tier 1	Status	Active
Useful Life	20 years		

**Description**  
 South Loop Creative Placemaking

**Justification**  
 Creative Placemaking engages artists and other creative people in building vibrant, distinctive and sustainable communities. It bolsters local economies while making physical, place-based improvements and leveraging the distinctive character and cultural resources of a place.

Prior	Expenditures	2025	2026	2027	2028	2029	2030	2031	2032	2033	2034	Total
1,971,941	Artist Contract	161,622	167,055	172,474	177,863	183,210	188,706	194,367	200,198	206,204	212,390	1,864,089
	<b>Total</b>	<b>161,622</b>	<b>167,055</b>	<b>172,474</b>	<b>177,863</b>	<b>183,210</b>	<b>188,706</b>	<b>194,367</b>	<b>200,198</b>	<b>206,204</b>	<b>212,390</b>	<b>1,864,089</b>

Prior	Funding Sources	2025	2026	2027	2028	2029	2030	2031	2032	2033	2034	Total
1,971,941	4300 South Loop Development	161,622	167,055	172,474	177,863	183,210	188,706	194,367	200,198	206,204	212,390	1,864,089
	<b>Total</b>	<b>161,622</b>	<b>167,055</b>	<b>172,474</b>	<b>177,863</b>	<b>183,210</b>	<b>188,706</b>	<b>194,367</b>	<b>200,198</b>	<b>206,204</b>	<b>212,390</b>	<b>1,864,089</b>

**Project Details**

Bloomington, MN

Project # SL-16-002  
 Project Name South Loop Pedestrian Wayfinding

Total Project Cost	\$82,500	Contact	City Engineer
Department	South Loop/Port Authority	Type	Economic-Infrastructure
Category	Trails	Priority	Tier 3
Status	Active	Useful Life	20 years

**Description**

Static informational signs for pedestrian use. A 10% cost increase was added in the 2023-2032 CIP update to account for inflation.

**Justification**

To provide guidance for pedestrians on how to navigate to various locations in the South Loop, improving safety and accessibility to the area.

<b>Expenditures</b>	<b>2025</b>	<b>2026</b>	<b>2027</b>	<b>2028</b>	<b>2029</b>	<b>2030</b>	<b>2031</b>	<b>2032</b>	<b>2033</b>	<b>2034</b>	<b>Total</b>
Design and Construction	0	0	0	0	0	82,500	0	0	0	0	82,500
<b>Total</b>	<b>0</b>	<b>0</b>	<b>0</b>	<b>0</b>	<b>0</b>	<b>82,500</b>	<b>0</b>	<b>0</b>	<b>0</b>	<b>0</b>	<b>82,500</b>

<b>Funding Sources</b>	<b>2025</b>	<b>2026</b>	<b>2027</b>	<b>2028</b>	<b>2029</b>	<b>2030</b>	<b>2031</b>	<b>2032</b>	<b>2033</b>	<b>2034</b>	<b>Total</b>
4300 South Loop Development	0	0	0	0	0	82,500	0	0	0	0	82,500
<b>Total</b>	<b>0</b>	<b>0</b>	<b>0</b>	<b>0</b>	<b>0</b>	<b>82,500</b>	<b>0</b>	<b>0</b>	<b>0</b>	<b>0</b>	<b>82,500</b>

2025 thru 2034

## Project Details

Bloomington, MN

**Project #** SL-16-003  
**Project Name** 30th Ave at EOSR Signal

<b>Total Project Cost</b>	\$800,000	<b>Contact</b>	City Engineer
<b>Department</b>	South Loop/Port Authority	<b>Type</b>	Economic-Infrastructure
<b>Category</b>	Traffic Signals	<b>Priority</b>	Tier 3
<b>Status</b>	Active	<b>Useful Life</b>	20 years

### Description

Install a traffic signal at 30th Avenue and East Old Shakopee Road once warranted.

### Justification

The 2022 Alternative Urban Areawide Review (AUAR) South Loop Traffic Study identified that this intersection is expected to be near capacity by 2040. The 2021 BCS Mixed Use Development traffic study estimated 10% of BCS traffic would be utilizing this intersection. Cost estimated in 2027 dollars plus an extra \$5K per signal pole based on MnDOT's new standards and then inflated 3% per year to 2031. Program year was moved back from 2027 to 2031 with 2025-2034 CIP update.

<b>Expenditures</b>	<b>2025</b>	<b>2026</b>	<b>2027</b>	<b>2028</b>	<b>2029</b>	<b>2030</b>	<b>2031</b>	<b>2032</b>	<b>2033</b>	<b>2034</b>	<b>Total</b>
Design and Construction	0	0	0	0	0	0	800,000	0	0	0	800,000
<b>Total</b>	<b>0</b>	<b>0</b>	<b>0</b>	<b>0</b>	<b>0</b>	<b>0</b>	<b>800,000</b>	<b>0</b>	<b>0</b>	<b>0</b>	<b>800,000</b>

<b>Funding Sources</b>	<b>2025</b>	<b>2026</b>	<b>2027</b>	<b>2028</b>	<b>2029</b>	<b>2030</b>	<b>2031</b>	<b>2032</b>	<b>2033</b>	<b>2034</b>	<b>Total</b>
4300 South Loop Development	0	0	0	0	0	0	800,000	0	0	0	800,000
<b>Total</b>	<b>0</b>	<b>0</b>	<b>0</b>	<b>0</b>	<b>0</b>	<b>0</b>	<b>800,000</b>	<b>0</b>	<b>0</b>	<b>0</b>	<b>800,000</b>

# Project Details

## Bloomington, MN

**Project #** SL-16-005  
**Project Name** 24th Avenue Corridor

<b>Total Project Cost</b>	\$5,880,000	<b>Contact</b>	City Engineer
<b>Department</b>	South Loop/Port Authority	<b>Type</b>	Economic-Renewal
<b>Category</b>	Roads and Streets	<b>Priority</b>	Tier 3
<b>Status</b>	Active	<b>Useful Life</b>	20 years

### Description

Develop a concept layout to better utilize the existing roadway width and corridor continuity. Concept may include restriping/median work, removal of channelized right-turns, removal of add-in lanes, access control, pedestrian refuge islands, sidewalks & east side trails, etc. (1494 to 82nd Ave). 10% cost increase was added in the 2023-2032 CIP update to account for inflation. This was moved out to 2032 with the 2025-2034 CIP update and cost was increased by 3% per year. This will have an STI(Sustainable Tracking Info) cost component, assume \$500,000.

### Justification

The 2022 Alternative Urban Areawide Review (AUAR) South Loop Traffic Study identified an improvement needed to address the existing unbalanced lane utilization on 24th Avenue and better use the existing road width. This improvement is also listed as Priority 7 of the South Loop Roadway Infrastructure Improvement Study.

<b>Expenditures</b>	<b>2025</b>	<b>2026</b>	<b>2027</b>	<b>2028</b>	<b>2029</b>	<b>2030</b>	<b>2031</b>	<b>2032</b>	<b>2033</b>	<b>2034</b>	<b>Total</b>
Design and Construction	0	0	0	0	0	0	0	5,880,000	0	0	<b>5,880,000</b>
<b>Total</b>	<b>0</b>	<b>0</b>	<b>0</b>	<b>0</b>	<b>0</b>	<b>0</b>	<b>0</b>	<b>5,880,000</b>	<b>0</b>	<b>0</b>	<b>5,880,000</b>

<b>Funding Sources</b>	<b>2025</b>	<b>2026</b>	<b>2027</b>	<b>2028</b>	<b>2029</b>	<b>2030</b>	<b>2031</b>	<b>2032</b>	<b>2033</b>	<b>2034</b>	<b>Total</b>
4300 South Loop Development	0	0	0	0	0	0	0	5,880,000	0	0	<b>5,880,000</b>
<b>Total</b>	<b>0</b>	<b>0</b>	<b>0</b>	<b>0</b>	<b>0</b>	<b>0</b>	<b>0</b>	<b>5,880,000</b>	<b>0</b>	<b>0</b>	<b>5,880,000</b>

**Project Details**

**Bloomington, MN**

**Project #** SL-16-006  
**Project Name** I-494/24th Avenue (dual right turn)

<b>Total Project Cost</b>	\$660,000	<b>Contact</b>	City Engineer
<b>Department</b>	South Loop/Port Authority	<b>Type</b>	Economic-Renewal
<b>Category</b>	Roads and Streets	<b>Priority</b>	Tier 2
<b>Status</b>	Active	<b>Useful Life</b>	20 years

**Description**

Construct dual northbound right turn lanes onto eastbound I-494 ramps. This improvement also consists of restriping at the eastbound left-turn lanes at the American Boulevard/24th Avenue intersection to "cat track" into the easternmost northbound through lanes. Signal timing improvements and ramp signalization are also included. The timing of this project should align with 24th Ave corridor improvements. 10% cost increase was added in the 2023-2032 CIP update to account for inflation.

**Justification**

The 2022 Alternative Urban Areawide Review (AUAR) South Loop Traffic Study identified an improvement needed to address the existing unbalanced lane utilization on 24th Avenue in advance of I-494 along with improving the access to eastbound I-494. This is Priority 1 from the South Loop Roadway Infrastructure Improvement Study.

<b>Expenditures</b>	<b>2025</b>	<b>2026</b>	<b>2027</b>	<b>2028</b>	<b>2029</b>	<b>2030</b>	<b>2031</b>	<b>2032</b>	<b>2033</b>	<b>2034</b>	<b>Total</b>
Design and Construction	0	0	110,000	550,000	0	0	0	0	0	0	<b>660,000</b>
<b>Total</b>	<b>0</b>	<b>0</b>	<b>110,000</b>	<b>550,000</b>	<b>0</b>	<b>0</b>	<b>0</b>	<b>0</b>	<b>0</b>	<b>0</b>	<b>660,000</b>

<b>Funding Sources</b>	<b>2025</b>	<b>2026</b>	<b>2027</b>	<b>2028</b>	<b>2029</b>	<b>2030</b>	<b>2031</b>	<b>2032</b>	<b>2033</b>	<b>2034</b>	<b>Total</b>
4300 South Loop Development	0	0	110,000	550,000	0	0	0	0	0	0	<b>660,000</b>
<b>Total</b>	<b>0</b>	<b>0</b>	<b>110,000</b>	<b>550,000</b>	<b>0</b>	<b>0</b>	<b>0</b>	<b>0</b>	<b>0</b>	<b>0</b>	<b>660,000</b>

**Project Details**

**Bloomington, MN**

**Project #** SL-16-007  
**Project Name** I-494/34th Avenue (DDI)

<b>Total Project Cost</b>	\$1,650,000	<b>Contact</b>	City Engineer
<b>Department</b>	South Loop/Port Authority	<b>Type</b>	Economic-Renewal
<b>Category</b>	Roads and Streets	<b>Priority</b>	Tier 2
<b>Status</b>	Active	<b>Useful Life</b>	20 years

**Description**

Construct dual northbound right turn lanes onto eastbound I-494 ramps. This improvement also consists of an extended dual eastbound left-turn lanes at the American Blvd/34th Ave intersection to “cat track” into the easternmost northbound through lanes. Eliminate the eastbound free right at American Blvd/34th Avenue by either adding a yield sign to this movement or bringing the turn lane into the intersection at 90 degrees. Signal timing improvements and ramp signalization are also included. Evaluate American Blvd east of 34th Avenue for off-street multi-modal facility and/or on-street bike lanes. 10% cost increase was added in the 2023-2032 CIP update to account for inflation.

**Justification**

The 2022 Alternative Urban Areawide Review (AUAR) South Loop Traffic Study identified an improvement needed to address the existing unbalanced lane utilization that exists upstream at the I-494/34th Avenue resulting from motorists positioning themselves in advance of the interchange. This is Priority 2 from the South Loop Roadway Infrastructure Improvement Study.

<b>Expenditures</b>	<b>2025</b>	<b>2026</b>	<b>2027</b>	<b>2028</b>	<b>2029</b>	<b>2030</b>	<b>2031</b>	<b>2032</b>	<b>2033</b>	<b>2034</b>	<b>Total</b>
Design and Construction	0	0	0	1,650,000	0	0	0	0	0	0	1,650,000
<b>Total</b>	<b>0</b>	<b>0</b>	<b>0</b>	<b>1,650,000</b>	<b>0</b>	<b>0</b>	<b>0</b>	<b>0</b>	<b>0</b>	<b>0</b>	<b>1,650,000</b>

<b>Funding Sources</b>	<b>2025</b>	<b>2026</b>	<b>2027</b>	<b>2028</b>	<b>2029</b>	<b>2030</b>	<b>2031</b>	<b>2032</b>	<b>2033</b>	<b>2034</b>	<b>Total</b>
4300 South Loop Development	0	0	0	1,650,000	0	0	0	0	0	0	1,650,000
<b>Total</b>	<b>0</b>	<b>0</b>	<b>0</b>	<b>1,650,000</b>	<b>0</b>	<b>0</b>	<b>0</b>	<b>0</b>	<b>0</b>	<b>0</b>	<b>1,650,000</b>

# Project Details

Bloomington, MN

**Project #** SL-16-009  
**Project Name** Additional Intersection Signal Improvements

<b>Total Project Cost</b>	\$226,300	<b>Contact</b>	City Engineer
<b>Department</b>	South Loop/Port Authority	<b>Type</b>	Economic-Renewal
<b>Category</b>	Traffic Signals	<b>Priority</b>	Tier 1
<b>Status</b>	Active	<b>Useful Life</b>	20 years

**Description**

Signal timing improvements on a three year cycle are expected to be needed at 15 South Loop intersections to accommodate traffic forecasts.

**Justification**

The 2022 Alternative Urban Areawide Review (AUAR) South Loop Traffic Study identified that signal timing improvements will be needed at fifteen various intersections in order to maintain traffic flow. This is Priority 4 from the South Loop Roadway Infrastructure Improvement Study.

Prior	Expenditures	2025	2026	2027	2028	2029	2030	2031	2032	2033	2034	Total
91,300	Design and Construction	0	45,000	0	0	45,000	0	0	45,000	0	0	135,000
	<b>Total</b>	<b>0</b>	<b>45,000</b>	<b>0</b>	<b>0</b>	<b>45,000</b>	<b>0</b>	<b>0</b>	<b>45,000</b>	<b>0</b>	<b>0</b>	<b>135,000</b>

Prior	Funding Sources	2025	2026	2027	2028	2029	2030	2031	2032	2033	2034	Total
91,300	4300 South Loop Development	0	45,000	0	0	45,000	0	0	45,000	0	0	135,000
	<b>Total</b>	<b>0</b>	<b>45,000</b>	<b>0</b>	<b>0</b>	<b>45,000</b>	<b>0</b>	<b>0</b>	<b>45,000</b>	<b>0</b>	<b>0</b>	<b>135,000</b>

# Project Details

## Bloomington, MN

**Project #** SL-16-010  
**Project Name** Lindau Lane at IKEA Way and 22nd Avenue

<b>Total Project Cost</b>	\$164,000	<b>Contact</b>	City Engineer
<b>Department</b>	South Loop/Port Authority	<b>Type</b>	Economic-Renewal
<b>Category</b>	Roads and Streets	<b>Priority</b>	Tier 2
<b>Status</b>	Active	<b>Useful Life</b>	20 years

### Description

Modify "cat-tracking" northbound left and southbound right at Lindau Lane/IKEA Way into the two south lanes. Add "cat-tracking" southbound right at Lindau Lane/22nd Avenue. This improvement also includes updated signal cycle lengths/splits and modification to wayfinding signage.

### Justification

The 2022 Alternative Urban Areawide Review (AUAR) South Loop Traffic Study identified a need to address the future unbalanced lane utilization exiting IKEA Way and 22nd Avenue to Lindau Lane once Mall of America Phases 2B and 2C are constructed. This is Priority 5 from the South Loop Roadway Infrastructure Study (pg. E-4 and 58). The construction year for this project will be dependent on redevelopment in the area. An 8% cost increase was added in the 2023-2032 CIP update to account for inflation. Program year was moved from 2025 to 2028 with the 2025-2034 CIP to align with the Mall of America Phase 2B estimated timeline.

<b>Expenditures</b>	<b>2025</b>	<b>2026</b>	<b>2027</b>	<b>2028</b>	<b>2029</b>	<b>2030</b>	<b>2031</b>	<b>2032</b>	<b>2033</b>	<b>2034</b>	<b>Total</b>
Design and Construction	0	0	0	164,000	0	0	0	0	0	0	164,000
<b>Total</b>	<b>0</b>	<b>0</b>	<b>0</b>	<b>164,000</b>	<b>0</b>	<b>0</b>	<b>0</b>	<b>0</b>	<b>0</b>	<b>0</b>	<b>164,000</b>

<b>Funding Sources</b>	<b>2025</b>	<b>2026</b>	<b>2027</b>	<b>2028</b>	<b>2029</b>	<b>2030</b>	<b>2031</b>	<b>2032</b>	<b>2033</b>	<b>2034</b>	<b>Total</b>
4300 South Loop Development	0	0	0	164,000	0	0	0	0	0	0	164,000
<b>Total</b>	<b>0</b>	<b>0</b>	<b>0</b>	<b>164,000</b>	<b>0</b>	<b>0</b>	<b>0</b>	<b>0</b>	<b>0</b>	<b>0</b>	<b>164,000</b>



**Project Details**

**Bloomington, MN**

**Project #** SL-16-011  
**Project Name** American Blvd at International Dr & Metro Dr East

<b>Total Project Cost</b>	\$1,485,000	<b>Contact</b>	City Engineer
<b>Department</b>	South Loop/Port Authority	<b>Type</b>	Economic-Renewal
<b>Category</b>	Roads and Streets	<b>Priority</b>	Tier 3
<b>Status</b>	Active	<b>Useful Life</b>	20 years

**Description**  
 Modify the American Boulevard/International Drive intersection into three-quarter access and construct a roundabout or traffic signal at the American Boulevard/Metro Drive East intersection. 10% cost increase was added in the 2023-2032 CIP update to account for inflation.

**Justification**  
 The 2022 Alternative Urban Areawide Review (AUAR) South Loop Traffic Study identified an improvement to address the difficulty northbound and southbound vehicles at these two locations are expected to have finding acceptable gaps in traffic on American Blvd under the 2025 traffic conditions. Another traffic study was completed in 2021 (American Blvd/33rd Ave Intersection Analysis Review) and based on that study this project was moved out to 2031 due to the slower pace of redevelopment

<b>Expenditures</b>	<b>2025</b>	<b>2026</b>	<b>2027</b>	<b>2028</b>	<b>2029</b>	<b>2030</b>	<b>2031</b>	<b>2032</b>	<b>2033</b>	<b>2034</b>	<b>Total</b>
Design and Construction	0	0	0	0	0	0	1,485,000	0	0	0	<b>1,485,000</b>
<b>Total</b>	<b>0</b>	<b>0</b>	<b>0</b>	<b>0</b>	<b>0</b>	<b>0</b>	<b>1,485,000</b>	<b>0</b>	<b>0</b>	<b>0</b>	<b>1,485,000</b>

<b>Funding Sources</b>	<b>2025</b>	<b>2026</b>	<b>2027</b>	<b>2028</b>	<b>2029</b>	<b>2030</b>	<b>2031</b>	<b>2032</b>	<b>2033</b>	<b>2034</b>	<b>Total</b>
4300 South Loop Development	0	0	0	0	0	0	1,485,000	0	0	0	<b>1,485,000</b>
<b>Total</b>	<b>0</b>	<b>0</b>	<b>0</b>	<b>0</b>	<b>0</b>	<b>0</b>	<b>1,485,000</b>	<b>0</b>	<b>0</b>	<b>0</b>	<b>1,485,000</b>

**Project Details**

**Bloomington, MN**

**Project #** SL-16-012  
**Project Name** East Old Shakopee Road/28th Avenue

<b>Total Project Cost</b>	\$2,056,000	<b>Contact</b>	City Engineer
<b>Department</b>	South Loop/Port Authority	<b>Type</b>	Economic-Renewal
<b>Category</b>	Roads and Streets	<b>Priority</b>	Tier 3
<b>Status</b>	Active	<b>Useful Life</b>	20 years

**Description**

Develop concepts for two traffic control options (signal and multi-lane roundabout). Assume no south approach under year 2025 conditions, but design intersection for a future south approach. (Both traffic controls will be tested under year 2040 conditions to determine if both options provide sufficient capacity with year 2040 forecasts). Costs are for roundabout option and are estimated in 2025 dollars. 8% cost increase was added in the 2023-2032 CIP update to account for inflation. Moved to 2030 with 2024-2033 CIP update and increased ROW and Construction costs by additional 10%.

**Justification**

The 2022 Alternative Urban Areawide Review (AUAR) South Loop Traffic Study identified improvements to address the difficulty that turning vehicles will find in the 2025 build conditions. The program year for this improvement depends on future development. This is Priority 9 from the South Loop Roadway Improvements Study

<b>Expenditures</b>	<b>2025</b>	<b>2026</b>	<b>2027</b>	<b>2028</b>	<b>2029</b>	<b>2030</b>	<b>2031</b>	<b>2032</b>	<b>2033</b>	<b>2034</b>	<b>Total</b>
Design and Construction	0	0	0	0	0	1,842,000	0	0	0	0	<b>1,842,000</b>
ROW/Acquisition	0	0	0	0	0	214,000	0	0	0	0	<b>214,000</b>
<b>Total</b>	<b>0</b>	<b>0</b>	<b>0</b>	<b>0</b>	<b>0</b>	<b>2,056,000</b>	<b>0</b>	<b>0</b>	<b>0</b>	<b>0</b>	<b>2,056,000</b>

<b>Funding Sources</b>	<b>2025</b>	<b>2026</b>	<b>2027</b>	<b>2028</b>	<b>2029</b>	<b>2030</b>	<b>2031</b>	<b>2032</b>	<b>2033</b>	<b>2034</b>	<b>Total</b>
4300 South Loop Development	0	0	0	0	0	2,056,000	0	0	0	0	<b>2,056,000</b>
<b>Total</b>	<b>0</b>	<b>0</b>	<b>0</b>	<b>0</b>	<b>0</b>	<b>2,056,000</b>	<b>0</b>	<b>0</b>	<b>0</b>	<b>0</b>	<b>2,056,000</b>

**Project Details**

Bloomington, MN

**Project #** SL-16-013  
**Project Name** American Boulevard/30th Avenue (Signal)

<b>Total Project Cost</b>	\$1,050,000	<b>Contact</b>	City Engineer
<b>Department</b>	South Loop/Port Authority	<b>Type</b>	Economic-Renewal
<b>Category</b>	Traffic Signals	<b>Priority</b>	Tier 3
<b>Status</b>	Active	<b>Useful Life</b>	20 years

**Description**

Install a traffic signal at 30th Avenue and American Blvd once warranted.

**Justification**

Needed traffic improvement as Bloomington Central Station develops. The 2021 BCS Mixed Use Development traffic study indicated the signal will be near capacity after Phase 4 of BCS is constructed, assumed to be by 2040. The northbound left turns are expected to have difficulty finding acceptable gaps in traffic on American Blvd in a similar time frame. This is Priority 12 from the South Loop Roadway Improvements Study. Costs are in 2031 dollars. A 10% cost increase was added in the 2023-2032 CIP update to account for inflation.

<b>Expenditures</b>	<b>2025</b>	<b>2026</b>	<b>2027</b>	<b>2028</b>	<b>2029</b>	<b>2030</b>	<b>2031</b>	<b>2032</b>	<b>2033</b>	<b>2034</b>	<b>Total</b>
Design and Construction	0	0	0	0	0	0	1,050,000	0	0	0	1,050,000
<b>Total</b>	<b>0</b>	<b>0</b>	<b>0</b>	<b>0</b>	<b>0</b>	<b>0</b>	<b>1,050,000</b>	<b>0</b>	<b>0</b>	<b>0</b>	<b>1,050,000</b>

<b>Funding Sources</b>	<b>2025</b>	<b>2026</b>	<b>2027</b>	<b>2028</b>	<b>2029</b>	<b>2030</b>	<b>2031</b>	<b>2032</b>	<b>2033</b>	<b>2034</b>	<b>Total</b>
4300 South Loop Development	0	0	0	0	0	0	1,050,000	0	0	0	1,050,000
<b>Total</b>	<b>0</b>	<b>0</b>	<b>0</b>	<b>0</b>	<b>0</b>	<b>0</b>	<b>1,050,000</b>	<b>0</b>	<b>0</b>	<b>0</b>	<b>1,050,000</b>

**Project Details**

Bloomington, MN

Project # SL-20-001  
 Project Name South Loop District Dynamic Message Signs (DMS)

Total Project Cost	\$790,000	Contact	City Engineer
Department	South Loop/Port Authority	Type	Economic-Infrastructure
Category	South Loop General Imp.	Priority	Tier 3
Status	Active	Useful Life	10 years

**Description**  
 Replacement of thirteen dynamic message signs on local roads within South Loop and the seven city owned freeway DMS signs. Costs are in 2030 dollars and a 10% cost increase was added in the 2023-2032 CIP update to account for inflation.

**Justification**  
 Seven Freeway DMS signs were installed in 2011. Thirteen Local Road DMS signs were installed in 2015. (Signs typically last 15 years.) MnDOT will replace 1 DMS sign with the 2024-2027 494 project (494 EB at Portland)

<b>Expenditures</b>	<b>2025</b>	<b>2026</b>	<b>2027</b>	<b>2028</b>	<b>2029</b>	<b>2030</b>	<b>2031</b>	<b>2032</b>	<b>2033</b>	<b>2034</b>	<b>Total</b>
Construction	0	0	0	0	0	790,000	0	0	0	0	790,000
<b>Total</b>	<b>0</b>	<b>0</b>	<b>0</b>	<b>0</b>	<b>0</b>	<b>790,000</b>	<b>0</b>	<b>0</b>	<b>0</b>	<b>0</b>	<b>790,000</b>

<b>Funding Sources</b>	<b>2025</b>	<b>2026</b>	<b>2027</b>	<b>2028</b>	<b>2029</b>	<b>2030</b>	<b>2031</b>	<b>2032</b>	<b>2033</b>	<b>2034</b>	<b>Total</b>
4300 South Loop Development	0	0	0	0	0	790,000	0	0	0	0	790,000
<b>Total</b>	<b>0</b>	<b>0</b>	<b>0</b>	<b>0</b>	<b>0</b>	<b>790,000</b>	<b>0</b>	<b>0</b>	<b>0</b>	<b>0</b>	<b>790,000</b>

### Project Details

#### Bloomington, MN

**Project #** SL-24-001  
**Project Name** 82nd Street - Winstead Way to 30th Ave

<b>Total Project Cost</b>	\$1,000,000	<b>Contact</b>	City Engineer
<b>Department</b>	South Loop/Port Authority	<b>Type</b>	Economic-Infrastructure
<b>Category</b>	Roads and Streets	<b>Priority</b>	Tier 3
<b>Status</b>	Active	<b>Useful Life</b>	70 years

**Description**

Extend 82nd Street from Winstead Way to 30th Ave. The pedestrian improvements would be considered an STI cost at approximately \$65,000.

**Justification**

This project would extend 82nd Street from Winstead Way to 30th Ave, which is currently a driveway access for the 28th Ave Park and Ride. This connection would allow for improved vehicle and pedestrian access in the area, along with improving fire and life safety. There were no changes made with the 2025-2034 CIP update.

<b>Expenditures</b>	<b>2025</b>	<b>2026</b>	<b>2027</b>	<b>2028</b>	<b>2029</b>	<b>2030</b>	<b>2031</b>	<b>2032</b>	<b>2033</b>	<b>2034</b>	<b>Total</b>
Construction	0	0	0	0	0	0	0	1,000,000	0	0	1,000,000
<b>Total</b>	<b>0</b>	<b>0</b>	<b>0</b>	<b>0</b>	<b>0</b>	<b>0</b>	<b>0</b>	<b>1,000,000</b>	<b>0</b>	<b>0</b>	<b>1,000,000</b>

<b>Funding Sources</b>	<b>2025</b>	<b>2026</b>	<b>2027</b>	<b>2028</b>	<b>2029</b>	<b>2030</b>	<b>2031</b>	<b>2032</b>	<b>2033</b>	<b>2034</b>	<b>Total</b>
4300 South Loop Development	0	0	0	0	0	0	0	1,000,000	0	0	1,000,000
<b>Total</b>	<b>0</b>	<b>0</b>	<b>0</b>	<b>0</b>	<b>0</b>	<b>0</b>	<b>0</b>	<b>1,000,000</b>	<b>0</b>	<b>0</b>	<b>1,000,000</b>

**Project Details**

Bloomington, MN

Project # SL-24-002  
 Project Name City-wide - Creative Placemaking

Total Project Cost	\$1,100,000	Department	South Loop/Port Authority
Type	Social & Cultural-Infrastructure	Category	Creative Placemaking
Priority	Tier 1	Status	Active
Useful Life	20 years		

**Description**  
 City-wide Creative Placemaking

**Justification**  
 Creative Placemaking engages artists and other creative people in building vibrant, distinctive and sustainable communities. It bolsters local economies while making physical, place-based improvements and leveraging the distinctive character and cultural resources of a place.

Prior	Expenditures	2025	2026	2027	2028	2029	2030	2031	2032	2033	2034	Total
100,000	Artist Contract	100,000	100,000	100,000	100,000	100,000	100,000	100,000	100,000	100,000	100,000	1,000,000
	<b>Total</b>	<b>100,000</b>	<b>100,000</b>	<b>100,000</b>	<b>100,000</b>	<b>100,000</b>	<b>100,000</b>	<b>100,000</b>	<b>100,000</b>	<b>100,000</b>	<b>100,000</b>	<b>1,000,000</b>

Prior	Funding Sources	2025	2026	2027	2028	2029	2030	2031	2032	2033	2034	Total
100,000	2350 Creative Placemaking	100,000	100,000	100,000	100,000	100,000	100,000	100,000	100,000	100,000	100,000	1,000,000
	<b>Total</b>	<b>100,000</b>	<b>100,000</b>	<b>100,000</b>	<b>100,000</b>	<b>100,000</b>	<b>100,000</b>	<b>100,000</b>	<b>100,000</b>	<b>100,000</b>	<b>100,000</b>	<b>1,000,000</b>

**Project Details**

Bloomington, MN

Project # SL-25-001  
 Project Name Lindau Ln & 24th Av Channelize Dbl Rt Turn Signal

Total Project Cost	\$100,000	Contact	City Engineer
Department	South Loop/Port Authority	Type	Environmental-Infrastructure
Category	Traffic Signals	Priority	Tier 2
Status	Active	Useful Life	20 years

**Description**

Construct a traffic signal, pedestrian hybrid beacon, or RRFB for the southbound channelized double right turn lane at the intersection of Lindau Lane and 24th Avenue. STI = \$100,000

**Justification**

PROWAG has new requirements for double channelized right turn lanes that require signalization. The program year was picked so that this improvement can be implemented prior to the opening of the MOA Phase IIB waterpark.

<b>Expenditures</b>	<b>2025</b>	<b>2026</b>	<b>2027</b>	<b>2028</b>	<b>2029</b>	<b>2030</b>	<b>2031</b>	<b>2032</b>	<b>2033</b>	<b>2034</b>	<b>Total</b>
Design and Construction	0	0	0	100,000	0	0	0	0	0	0	100,000
<b>Total</b>	<b>0</b>	<b>0</b>	<b>0</b>	<b>100,000</b>	<b>0</b>	<b>0</b>	<b>0</b>	<b>0</b>	<b>0</b>	<b>0</b>	<b>100,000</b>

<b>Funding Sources</b>	<b>2025</b>	<b>2026</b>	<b>2027</b>	<b>2028</b>	<b>2029</b>	<b>2030</b>	<b>2031</b>	<b>2032</b>	<b>2033</b>	<b>2034</b>	<b>Total</b>
4300 South Loop Development	0	0	0	100,000	0	0	0	0	0	0	100,000
<b>Total</b>	<b>0</b>	<b>0</b>	<b>0</b>	<b>100,000</b>	<b>0</b>	<b>0</b>	<b>0</b>	<b>0</b>	<b>0</b>	<b>0</b>	<b>100,000</b>

# Project Details

## Bloomington, MN

**Project #** SL-25-002  
**Project Name** East Old Shakopee Rd & Am Blvd Multi-Use Trail Con

<b>Total Project Cost</b>	\$2,640,000	<b>Contact</b>	City Engineer
<b>Department</b>	South Loop/Port Authority	<b>Type</b>	Economic-Infrastructure
<b>Category</b>	Trails	<b>Priority</b>	Tier 3
<b>Status</b>	Active	<b>Useful Life</b>	30 years

### Description

Multi-use trail installation on East Old Shakopee Rd from 24th Avenue to 34th Avenue and American Blvd from 34th Avenue to East Terminus (Mn Valley Wildlife Refuge).  
 STI = \$2,640,000

### Justification

To provide a safe trail connection within the South Loop District and surrounding Mn Valley Wildlife Refuge trails so that residents and employees can make healthy choices for physical fitness and possible commuting routes. The construction year is subject to change and may be incorporated into multiple infrastructure projects that would occur in the area and be driven by development.

<b>Expenditures</b>	<b>2025</b>	<b>2026</b>	<b>2027</b>	<b>2028</b>	<b>2029</b>	<b>2030</b>	<b>2031</b>	<b>2032</b>	<b>2033</b>	<b>2034</b>	<b>Total</b>
Design and Construction	0	0	0	0	0	0	0	0	2,640,000	0	2,640,000
<b>Total</b>	<b>0</b>	<b>0</b>	<b>0</b>	<b>0</b>	<b>0</b>	<b>0</b>	<b>0</b>	<b>0</b>	<b>2,640,000</b>	<b>0</b>	<b>2,640,000</b>

<b>Funding Sources</b>	<b>2025</b>	<b>2026</b>	<b>2027</b>	<b>2028</b>	<b>2029</b>	<b>2030</b>	<b>2031</b>	<b>2032</b>	<b>2033</b>	<b>2034</b>	<b>Total</b>
4300 South Loop Development	0	0	0	0	0	0	0	0	2,640,000	0	2,640,000
<b>Total</b>	<b>0</b>	<b>0</b>	<b>0</b>	<b>0</b>	<b>0</b>	<b>0</b>	<b>0</b>	<b>0</b>	<b>2,640,000</b>	<b>0</b>	<b>2,640,000</b>





# Surface transportation



Combined ten-year  
**Capital**  
Improvement Plan  
**2025-2034**

SURFACE  
TRANSPORTATION



2025 through 2034  
**Project by Category and Department**  
 Bloomington, MN  
**Projects by Category And Department**

Department Category	Project #	Priority	2025	2026	2027	2028	2029	2030	2031	2032	2033	2034	Total
<b>Surface Transportation</b>													
<u>Bridges</u>													
84th Street Pedestrian Bridge Replacement	ST-12-004	1	257,400	2,602,600									2,860,000
Pedestrian Bridge Over Normandale Blvd at 84th St.	ST-19-013	3								6,200,000			6,200,000
106th Street Vehicle Bridge Preservation Project	ST-24-003	1	25,200	90,000									115,200
American Boulevard Culvert Replacement	ST-24-004	3							252,000	900,000			1,152,000
494 Project - Nicollet RR Bridge	ST-24-005	2			50,000								50,000
	<b>Bridges Total</b>		<b>282,600</b>	<b>2,692,600</b>	<b>50,000</b>	<b>0</b>	<b>0</b>	<b>0</b>	<b>252,000</b>	<b>7,100,000</b>	<b>0</b>	<b>0</b>	<b>10,377,200</b>
<u>Retaining Walls</u>													
90th Street Retaining Walls	ST-25-003	1	1,210,000										1,210,000
	<b>Retaining Walls Total</b>		<b>1,210,000</b>	<b>0</b>	<b>0</b>	<b>0</b>	<b>0</b>	<b>0</b>	<b>0</b>	<b>0</b>	<b>0</b>	<b>0</b>	<b>1,210,000</b>
<u>Roads and Streets</u>													
Signal & Traffic Mgmt Improvements	ST-13-001	1	324,376	356,813	367,517	378,543	389,899	401,596	413,644	426,053	438,835	452,000	3,949,276
Old Shakopee Rd & Old Cedar Av Intersection Improv	ST-17-003	2			797,500	988,750	3,434,780						5,221,030
Am Blvd/Normandale Lake Blvd Intersection Imp.	ST-19-006	3							382,000				382,000

<b>Department Category</b>	<b>Project #</b>	<b>Priority</b>	<b>2025</b>	<b>2026</b>	<b>2027</b>	<b>2028</b>	<b>2029</b>	<b>2030</b>	<b>2031</b>	<b>2032</b>	<b>2033</b>	<b>2034</b>	<b>Total</b>
American Blvd EB to Penn Ave SB Right Turn Lane	ST-19-008	3						600,000					<b>600,000</b>
Penn Ave NB to American Blvd WB Left Turn Lane	ST-19-009	3						3,360,000					<b>3,360,000</b>
Lyndale RR Crossing Improvement Near 95th Street	ST-19-011	1	190,300										<b>190,300</b>
Normandale at 102nd Street - Right Turn Lane	ST-20-005	1	324,000										<b>324,000</b>
Nicollet Avenue Reconstruction	ST-20-006	1			3,046,050	2,610,900	2,610,900	435,150					<b>8,703,000</b>
98th Street and Lyndale Avenue Reconstruction	ST-24-002	3								572,000	2,200,000		<b>2,772,000</b>
494 Proj-82nd St Bridge & 35W grade Modifications	ST-24-006	2			1,000,000								<b>1,000,000</b>
494 Project - E-ZPass (35W to TH77)	ST-24-007	2			50,000								<b>50,000</b>
494 Project - E-ZPass (Hwy 169 to Hwy 100)	ST-24-008	2			50,000								<b>50,000</b>
102nd Street France to Normandale	ST-24-009	3							3,377,500				<b>3,377,500</b>
Chicago Avenue Pedestrian Improvements	ST-24-010	3						1,257,500					<b>1,257,500</b>
82nd Street Roadway and Pedestrian Improvements	ST-24-011	3							1,750,000				<b>1,750,000</b>
12th Avenue Pedestrian Enhancements	ST-24-012	1	60,000									3,290,000	<b>3,350,000</b>
Old Shakopee Road (CSAH 1) @98th St Intersection	ST-24-021	2			640,000	4,860,000							<b>5,500,000</b>
98th Street Trail Project (Grand to Logan Avenues)	ST-24-022	3								562,800	1,780,000		<b>2,342,800</b>
School Zone Speed Limits	ST-25-002	2			336,550								<b>336,550</b>
98th Street @ 35W Interchange Reconfiguration Proj	ST-25-004	1	125,000	175,000	675,000	3,769,000							<b>4,744,000</b>

Department Category	Project #	Priority	2025	2026	2027	2028	2029	2030	2031	2032	2033	2034	Total
Hillcrest W. 93rd St. School Area Safety Project	ST-25-005	3						168,600					168,600
Bloomington Pedestrian Crossing Safety Improvement	ST-25-006	2				771,900							771,900
Overlay of City Streets	ST-99-003	1	4,590,000	4,202,400	4,328,472	4,458,326	4,592,075	4,729,838	4,871,733	5,017,885	5,168,421	5,323,474	47,282,624
Subdivision Streets (undesignated)	ST-99-009	1	100,000	100,000	100,000	100,000	100,000	100,000	100,000	100,000	100,000	100,000	1,000,000
PMP-Street Reconstruction	ST-99-010	1	8,947,213	9,394,575	9,864,304	10,357,519	10,875,396	11,419,166	11,990,125	12,589,631	13,219,112	13,880,067	112,537,108
<b>Roads and Streets Total</b>			<b>14,660,889</b>	<b>14,228,788</b>	<b>21,255,393</b>	<b>28,294,938</b>	<b>22,003,050</b>	<b>22,853,850</b>	<b>22,503,002</b>	<b>19,268,369</b>	<b>22,906,368</b>	<b>23,045,541</b>	<b>211,020,188</b>
<u>Sidewalk/Bikeway</u>													
Portland Avenue Corridor Bikeway	ST-15-005	3									4,957,700		4,957,700
Xerxes Avenue Corridor Bikeway	ST-15-006	2					1,699,500						1,699,500
35W Parallel Route Bikeway	ST-15-007	2				789,000							789,000
West Bush Lake Road Trail (SW Gap)	ST-16-003	3									560,000		560,000
East Bush Lake Rd Multi-Modal Connection	ST-16-009	2				569,000							569,000
Nine Mile Creek Regional Trail	ST-18-003	3									1,495,659		1,495,659
PMP ROW Trail Program	ST-18-004	1	5,256,821	4,446,821	480,000	100,000	1,862,500	480,000					12,626,142
Valley View Schools Area SRTS Improvements	ST-23-001	1	630,000										630,000
OSR (CSAH 1) RR Xing @Hampshire Ped Imp Cost Share	ST-24-014	1	20,000										20,000
Moir/Central Park Connectivity Improvements	ST-24-015	1		300,000									300,000
Parkers Picnic Area Connectivity Improvements	ST-24-016	1		350,000									350,000
Dwan Golf Course Area Connectivity Improvements	ST-24-017	2			30,000								30,000
Brookside Park Connectivity Improvements	ST-24-018	3							230,000				230,000

Department Category	Project #	Priority	2025	2026	2027	2028	2029	2030	2031	2032	2033	2034	Total
Poplar Bridge Park Connectivity Improvements	ST-24-019	3						130,000					130,000
Smith Park Connectivity Improvements	ST-24-020	3								250,000			250,000
Roundabout Pedestrian Signals	ST-25-001	2			400,000								400,000
	<b>Sidewalk/Bikeway Total</b>		<b>5,906,821</b>	<b>5,096,821</b>	<b>910,000</b>	<b>1,458,000</b>	<b>3,562,000</b>	<b>610,000</b>	<b>230,000</b>	<b>250,000</b>	<b>7,013,359</b>	<b>0</b>	<b>25,037,001</b>
	<b>Surface Transportation Total</b>		<b>22,060,310</b>	<b>22,018,209</b>	<b>22,215,393</b>	<b>29,752,938</b>	<b>25,565,050</b>	<b>23,463,850</b>	<b>22,985,002</b>	<b>26,618,369</b>	<b>29,919,727</b>	<b>23,045,541</b>	<b>247,644,389</b>
	<b>GRAND TOTAL</b>		<b>22,060,310</b>	<b>22,018,209</b>	<b>22,215,393</b>	<b>29,752,938</b>	<b>25,565,050</b>	<b>23,463,850</b>	<b>22,985,002</b>	<b>26,618,369</b>	<b>29,919,727</b>	<b>23,045,541</b>	<b>247,644,389</b>

# Project Details

## Bloomington, MN

**Project #** ST-12-004  
**Project Name** 84th Street Pedestrian Bridge Replacement

<b>Total Project Cost</b>	\$2,860,000	<b>Contact</b>	City Engineer
<b>Department</b>	Surface Transportation	<b>Type</b>	Improvement
<b>Category</b>	Bridges	<b>Priority</b>	Tier 1
<b>Status</b>	Active	<b>Useful Life</b>	30 years

### Description

Replace the pedestrian bridge over 84th Street between Normandale Lake Blvd and Norman Center Drive. Reconstruct the retaining walls that support the bridge abutments. This project will also include lighting improvements adjacent to the bridge. Depending on the condition of the pedestrian bridge when this project occurs, it may only require re-decking, bridge abutment and retaining wall replacement. 10% cost increase was added in the 2023-2032 CIP update to account for inflation. No additional edits were made with the 2025-2034 CIP update.

### Justification

This heavily used bridge provides a safe access over 84th Street to recreational opportunities at Normandale Lake Park. The Normandale Lake District plan identifies this as future project to improve pedestrian safety and walkability.

<b>Expenditures</b>	<b>2025</b>	<b>2026</b>	<b>2027</b>	<b>2028</b>	<b>2029</b>	<b>2030</b>	<b>2031</b>	<b>2032</b>	<b>2033</b>	<b>2034</b>	<b>Total</b>
Design	257,400	2,602,600	0	0	0	0	0	0	0	0	2,860,000
<b>Total</b>	<b>257,400</b>	<b>2,602,600</b>	<b>0</b>	<b>0</b>	<b>0</b>	<b>0</b>	<b>0</b>	<b>0</b>	<b>0</b>	<b>0</b>	<b>2,860,000</b>

<b>Funding Sources</b>	<b>2025</b>	<b>2026</b>	<b>2027</b>	<b>2028</b>	<b>2029</b>	<b>2030</b>	<b>2031</b>	<b>2032</b>	<b>2033</b>	<b>2034</b>	<b>Total</b>
Tax Abatement	257,400	2,602,600	0	0	0	0	0	0	0	0	2,860,000
<b>Total</b>	<b>257,400</b>	<b>2,602,600</b>	<b>0</b>	<b>0</b>	<b>0</b>	<b>0</b>	<b>0</b>	<b>0</b>	<b>0</b>	<b>0</b>	<b>2,860,000</b>

2025 thru 2034

## Project Details

Bloomington, MN

Project # ST-13-001  
 Project Name Signal & Traffic Mgmt Improvements

Total Project Cost	\$7,185,224	Contact	City Engineer
Department	Surface Transportation	Type	Economic-Renewal
Category	Roads and Streets	Priority	Tier 1
Status	Active	Useful Life	20 years

### Description

Maintenance and upgrade to Municipal State Aid Signals and Traffic Management devices as part of pavement management work

### Justification

Many signals, equipment, and devices have reached their expected lifespan & require upgrades to remain in compliance with state and national standards. This budget allows work to be done as part of pavement management projects, when costs to perform work are much lower. Estimate based on the assumption of 2 impacted signals per Pavement Management Program year.

Prior	Expenditures	2025	2026	2027	2028	2029	2030	2031	2032	2033	2034	Total
3,235,948	Construction	324,376	356,813	367,517	378,543	389,899	401,596	413,644	426,053	438,835	452,000	3,949,276
	<b>Total</b>	<b>324,376</b>	<b>356,813</b>	<b>367,517</b>	<b>378,543</b>	<b>389,899</b>	<b>401,596</b>	<b>413,644</b>	<b>426,053</b>	<b>438,835</b>	<b>452,000</b>	<b>3,949,276</b>

Prior	Funding Sources	2025	2026	2027	2028	2029	2030	2031	2032	2033	2034	Total
3,235,948	4130 State Aid-Local	324,376	356,813	367,517	378,543	389,899	401,596	413,644	426,053	438,835	452,000	3,949,276
	<b>Total</b>	<b>324,376</b>	<b>356,813</b>	<b>367,517</b>	<b>378,543</b>	<b>389,899</b>	<b>401,596</b>	<b>413,644</b>	<b>426,053</b>	<b>438,835</b>	<b>452,000</b>	<b>3,949,276</b>



# Project Details

## Bloomington, MN

**Project #** ST-15-005  
**Project Name** Portland Avenue Corridor Bikeway

<b>Total Project Cost</b>	\$4,957,700	<b>Contact</b>	City Engineer
<b>Department</b>	Surface Transportation	<b>Type</b>	Improvement
<b>Category</b>	Sidewalk/Bikeway	<b>Priority</b>	Tier 3
<b>Status</b>	Active	<b>Useful Life</b>	70 years

### Description

The Portland Avenue Corridor Bikeway project will create an on-road north-south corridor through the City on Portland Avenue that will connect to the south at 102nd Street (which will have convenient access to the 35W Minnesota River Crossing) and to the north to the existing on-road bike facility that continues through Richfield and into Minneapolis, including cycle track between American Blvd and 77th St/Bridge. Study completed in 2017 and approved for the segment from Old Shakopee Road to 81st Street. Study, plan and cost estimate are needed for the segment from A.B. to I-494. This project includes roadway, on-road bikeway and sidewalk reconstruction to implement long-term plan developed in the 2017 study. Portland Avenue is a HC roadway (CSAH 35)..

STI=\$2,500,000

### Justification

Provides north/south connectivity for non-motorized traffic as shown in the 2016 Alternative Transportation Plan and 2023 Active Transportation Action Plan. Connects to bikeway through Richfield and Minneapolis. Improves pedestrian facilities, as well. This project cost estimate reflects the long term option from the Portland Avenue Multimodal Corridor Study that includes road construction with concrete. This planning level cost estimate is based on 2017 dollars. Included a PMP Trails funding source in July 2021 after the Franchise Fee Update at Council. Added a 10% adjustment for inflation in 2023-2032 CIP.

<b>Expenditures</b>	<b>2025</b>	<b>2026</b>	<b>2027</b>	<b>2028</b>	<b>2029</b>	<b>2030</b>	<b>2031</b>	<b>2032</b>	<b>2033</b>	<b>2034</b>	<b>Total</b>
Construction	0	0	0	0	0	0	0	0	4,957,700	0	<b>4,957,700</b>
<b>Total</b>	<b>0</b>	<b>0</b>	<b>0</b>	<b>0</b>	<b>0</b>	<b>0</b>	<b>0</b>	<b>0</b>	<b>4,957,700</b>	<b>0</b>	<b>4,957,700</b>

<b>Funding Sources</b>	<b>2025</b>	<b>2026</b>	<b>2027</b>	<b>2028</b>	<b>2029</b>	<b>2030</b>	<b>2031</b>	<b>2032</b>	<b>2033</b>	<b>2034</b>	<b>Total</b>
Grant Funds	0	0	0	0	0	0	0	0	4,042,700	0	<b>4,042,700</b>
4115 PMP Trails (ROW)	0	0	0	0	0	0	0	0	915,000	0	<b>915,000</b>
<b>Total</b>	<b>0</b>	<b>0</b>	<b>0</b>	<b>0</b>	<b>0</b>	<b>0</b>	<b>0</b>	<b>0</b>	<b>4,957,700</b>	<b>0</b>	<b>4,957,700</b>

# Project Details

## Bloomington, MN

**Project #** ST-15-006  
**Project Name** Xerxes Avenue Corridor Bikeway

<b>Total Project Cost</b>	\$1,699,500	<b>Contact</b>	City Engineer
<b>Department</b>	Surface Transportation	<b>Type</b>	Improvement
<b>Category</b>	Sidewalk/Bikeway	<b>Priority</b>	Tier 2
<b>Status</b>	Active	<b>Useful Life</b>	30 years

### Description

The Xerxes Avenue Corridor Bikeway will fill the gaps in the existing network by providing an on-road or off-road connection on the segments between American Boulevard at Xerxes Avenue and W 84th Street at Xerxes Avenue and between W 90th Street at Xerxes and W 98th Street at Xerxes. The Xerxes Avenue Corridor Bikeway is building on the progress of prior work to provide two connections to the existing 86th Street Corridor, Edina to the north and Old Shakopee Road Corridor to the south, providing a north-south corridor through the City.

### Justification

Total length is 4.2 miles as shown in the 2016 Alternative Transportation Plan and 2023 Active Transportation Action Plan. On-road is 3.0 miles (\$300,000) and off-road is 1.2 miles (\$816,000). Included a PMP Trails funding source in July 2021 after the Franchise Fee Update at Council. Added a 10% inflation adjustment to 2023-2031 CIP.

<b>Expenditures</b>	<b>2025</b>	<b>2026</b>	<b>2027</b>	<b>2028</b>	<b>2029</b>	<b>2030</b>	<b>2031</b>	<b>2032</b>	<b>2033</b>	<b>2034</b>	<b>Total</b>
Construction	0	0	0	0	1,699,500	0	0	0	0	0	1,699,500
<b>Total</b>	<b>0</b>	<b>0</b>	<b>0</b>	<b>0</b>	<b>1,699,500</b>	<b>0</b>	<b>0</b>	<b>0</b>	<b>0</b>	<b>0</b>	<b>1,699,500</b>

<b>Funding Sources</b>	<b>2025</b>	<b>2026</b>	<b>2027</b>	<b>2028</b>	<b>2029</b>	<b>2030</b>	<b>2031</b>	<b>2032</b>	<b>2033</b>	<b>2034</b>	<b>Total</b>
Grant Funds	0	0	0	0	883,500	0	0	0	0	0	883,500
Municipal State Aid (MSA)	0	0	0	0	500,000	0	0	0	0	0	500,000
4115 PMP Trails (ROW)	0	0	0	0	316,000	0	0	0	0	0	316,000
<b>Total</b>	<b>0</b>	<b>0</b>	<b>0</b>	<b>0</b>	<b>1,699,500</b>	<b>0</b>	<b>0</b>	<b>0</b>	<b>0</b>	<b>0</b>	<b>1,699,500</b>

**Project Details**

Bloomington, MN

Project # ST-15-007  
 Project Name 35W Parallel Route Bikeway

Total Project Cost	\$789,000	Contact	City Engineer
Department	Surface Transportation	Type	Improvement
Category	Sidewalk/Bikeway	Priority	Tier 2
Status	Active	Useful Life	25 years

**Description**

The 35W parallel route project will create a north-south corridor through the City using mostly surface streets that will connect to the south at the new 35W Minnesota River Crossing with Bike/ped facilities to the north end of the City at the Orange Line Transit Station at Knox and American Boulevard.

STI = \$789,000

**Justification**

Provides N/S connectivity through the City and region as shown in the 2016 Alternative Transportation Plan and 2023 Active Transportation Action Plan. Tier 1 Corridor in Met Council Regional Non-Motorized Transportation Plan. Also provides a plan framework for the final configuration of turned back frontage roads from MNDOT that occurred in 2024. Costs were originally based on the 2016 ATP estimate and inflated to 2028 dollars. Included a PMP Trails funding source in July 2021 after the Franchise Fee Update at Council.

<b>Expenditures</b>	<b>2025</b>	<b>2026</b>	<b>2027</b>	<b>2028</b>	<b>2029</b>	<b>2030</b>	<b>2031</b>	<b>2032</b>	<b>2033</b>	<b>2034</b>	<b>Total</b>
Construction	0	0	0	789,000	0	0	0	0	0	0	789,000
<b>Total</b>	<b>0</b>	<b>0</b>	<b>0</b>	<b>789,000</b>	<b>0</b>	<b>0</b>	<b>0</b>	<b>0</b>	<b>0</b>	<b>0</b>	<b>789,000</b>

<b>Funding Sources</b>	<b>2025</b>	<b>2026</b>	<b>2027</b>	<b>2028</b>	<b>2029</b>	<b>2030</b>	<b>2031</b>	<b>2032</b>	<b>2033</b>	<b>2034</b>	<b>Total</b>
Grant Funds	0	0	0	441,000	0	0	0	0	0	0	441,000
4115 PMP Trails (ROW)	0	0	0	248,000	0	0	0	0	0	0	248,000
4130 State Aid-Local	0	0	0	100,000	0	0	0	0	0	0	100,000
<b>Total</b>	<b>0</b>	<b>0</b>	<b>0</b>	<b>789,000</b>	<b>0</b>	<b>0</b>	<b>0</b>	<b>0</b>	<b>0</b>	<b>0</b>	<b>789,000</b>

**Project Details**

Bloomington, MN

Project # ST-16-003  
 Project Name West Bush Lake Road Trail (SW Gap)

Total Project Cost	\$560,000	Contact	City Engineer
Department	Surface Transportation	Type	Improvement
Category	Sidewalk/Bikeway	Priority	Tier 3
Status	Active	Useful Life	30 years

**Description**

Construct an off-road bituminous trail in park and along roadway to make connection from existing park trail terminus (near Wyoming) to the trail beginning at Veness, approximately 3,000 feet.

**Justification**

Completes a missing gap in the sidewalk/bikeway network in this area in both the park trail and ROW facility network. The project will provide improved pedestrian and bike safety. Identified in Alternative Transportation Plan 2016 and 2023 Active Transportation Action Plan. Cost estimate in 2031 dollars with a 10% inflation adjustment applied in 2023-2032 CIP

<b>Expenditures</b>	<b>2025</b>	<b>2026</b>	<b>2027</b>	<b>2028</b>	<b>2029</b>	<b>2030</b>	<b>2031</b>	<b>2032</b>	<b>2033</b>	<b>2034</b>	<b>Total</b>
Design and Construction	0	0	0	0	0	0	0	0	560,000	0	560,000
<b>Total</b>	<b>0</b>	<b>0</b>	<b>0</b>	<b>0</b>	<b>0</b>	<b>0</b>	<b>0</b>	<b>0</b>	<b>560,000</b>	<b>0</b>	<b>560,000</b>

<b>Funding Sources</b>	<b>2025</b>	<b>2026</b>	<b>2027</b>	<b>2028</b>	<b>2029</b>	<b>2030</b>	<b>2031</b>	<b>2032</b>	<b>2033</b>	<b>2034</b>	<b>Total</b>
Grant Funds	0	0	0	0	0	0	0	0	448,000	0	448,000
Municipal State Aid (MSA)	0	0	0	0	0	0	0	0	112,000	0	112,000
<b>Total</b>	<b>0</b>	<b>0</b>	<b>0</b>	<b>0</b>	<b>0</b>	<b>0</b>	<b>0</b>	<b>0</b>	<b>560,000</b>	<b>0</b>	<b>560,000</b>

2025 thru 2034

## Project Details

Bloomington, MN

**Project #** ST-16-009  
**Project Name** East Bush Lake Rd Multi-Modal Connection

<b>Total Project Cost</b>	\$569,000	<b>Contact</b>	City Engineer
<b>Department</b>	Surface Transportation	<b>Type</b>	Economic-Infrastructure
<b>Category</b>	Sidewalk/Bikeway	<b>Priority</b>	Tier 2
<b>Status</b>	Active	<b>Useful Life</b>	30 years

### Description

The EBLR multi-modal trail connection runs from W. 84th Street to W. 78th St. in Edina. This will be a multi-agency \$3,223,000 project led by Three Rivers Park District and includes the City of Bloomington and City of Edina, along with Hennepin County. The project also includes a \$1,821,000 federal grant.

STI = \$3,223,000 / \$569,000

### Justification

A study was completed in 2018, led by Three Rivers Park District, to determine the best route and a preliminary design to connect Hyland Trail in Bloomington to Nine Mile Creek Regional Trail in Edina. This study is part of the Three Rivers Park District C.P. Rail Regional Trail Master Plan identified in the 2016 ATP update as 'Hyland Trail'. It is anticipated that a 2024 federal fund grant application will be submitted by Three Rivers Parks District (for FY 28/29). Reference: TRPD CP Rail Regional Trail Master Plan August 31, 2018. Project is in the Normandale Lake District 2017 NLD Plan Update. Included a PMP Trails funding source in July 2021 after the Franchise Fee Update at Council. Added a 10% inflation adjustment in 2023-2032 CIP.

<b>Expenditures</b>	<b>2025</b>	<b>2026</b>	<b>2027</b>	<b>2028</b>	<b>2029</b>	<b>2030</b>	<b>2031</b>	<b>2032</b>	<b>2033</b>	<b>2034</b>	<b>Total</b>
Design and Construction	0	0	0	569,000	0	0	0	0	0	0	569,000
<b>Total</b>	<b>0</b>	<b>0</b>	<b>0</b>	<b>569,000</b>	<b>0</b>	<b>0</b>	<b>0</b>	<b>0</b>	<b>0</b>	<b>0</b>	<b>569,000</b>

<b>Funding Sources</b>	<b>2025</b>	<b>2026</b>	<b>2027</b>	<b>2028</b>	<b>2029</b>	<b>2030</b>	<b>2031</b>	<b>2032</b>	<b>2033</b>	<b>2034</b>	<b>Total</b>
Tax Abatement	0	0	0	339,000	0	0	0	0	0	0	339,000
4115 PMP Trails (ROW)	0	0	0	230,000	0	0	0	0	0	0	230,000
<b>Total</b>	<b>0</b>	<b>0</b>	<b>0</b>	<b>569,000</b>	<b>0</b>	<b>0</b>	<b>0</b>	<b>0</b>	<b>0</b>	<b>0</b>	<b>569,000</b>

## Project Details

### Bloomington, MN

**Project #** ST-17-003  
**Project Name** Old Shakopee Rd & Old Cedar Av Intersection Improv

<b>Total Project Cost</b>	\$6,021,030	<b>Contact</b>	City Engineer
<b>Department</b>	Surface Transportation	<b>Type</b>	Environmental-Renewal
<b>Category</b>	Roads and Streets	<b>Priority</b>	Tier 2
<b>Status</b>	Active	<b>Useful Life</b>	50 years

#### Description

Intersection and roadway reconstruction project to improve safety and capacity. This is a jointly owned Hennepin County and City intersection with safety and capacity concerns and aging infrastructure.

#### Justification

This intersection poses safety and capacity concerns in it's current configuration and also includes aging infrastructure. ROW acquisition along with possible building demolition will need to be completed to allow for corrections in the configuration of the intersection. Federal grants are being pursued to aid in the funding for this project.

Prior	Expenditures	2025	2026	2027	2028	2029	2030	2031	2032	2033	2034	Total
800,000	Design and Construction	0	0	0	0	3,434,780	0	0	0	0	0	3,434,780
	ROW/Acquisition	0	0	797,500	988,750	0	0	0	0	0	0	1,786,250
	<b>Total</b>	<b>0</b>	<b>0</b>	<b>797,500</b>	<b>988,750</b>	<b>3,434,780</b>	<b>0</b>	<b>0</b>	<b>0</b>	<b>0</b>	<b>0</b>	<b>5,221,030</b>

Prior	Funding Sources	2025	2026	2027	2028	2029	2030	2031	2032	2033	2034	Total
800,000	Grant Funds	0	0	0	0	2,747,824	0	0	0	0	0	2,747,824
	Municipal State Aid (MSA)	0	0	72,500	722,500	343,478	0	0	0	0	0	1,138,478
	Hennepin County	0	0	650,000	0	343,478	0	0	0	0	0	993,478
	4130 State Aid-Local	0	0	0	191,250	0	0	0	0	0	0	191,250
	4140 State Aid - ROW Acquisition	0	0	75,000	75,000	0	0	0	0	0	0	150,000
	<b>Total</b>	<b>0</b>	<b>0</b>	<b>797,500</b>	<b>988,750</b>	<b>3,434,780</b>	<b>0</b>	<b>0</b>	<b>0</b>	<b>0</b>	<b>0</b>	<b>5,221,030</b>

# Project Details

## Bloomington, MN

**Project #** ST-18-003  
**Project Name** Nine Mile Creek Regional Trail

<b>Total Project Cost</b>	\$1,495,659	<b>Contact</b>	City Engineer
<b>Department</b>	Surface Transportation	<b>Type</b>	Environmental-Infrastructure
<b>Category</b>	Sidewalk/Bikeway	<b>Priority</b>	Tier 3
<b>Status</b>	Active	<b>Useful Life</b>	30 years

### Description

The east end of the Three Rivers Park District Nine Mile Creek Regional trail will enter into Bloomington via Airport Lane and 24th Avenue, and run east adjacent to American Blvd to the MN River Valley. The trail will extend over 15 miles when complete, connecting through Hopkins, Edina, Richfield, and Bloomington. Users will be able to go from the LRT Regional Trail in Hopkins to the MN River Bluffs in Bloomington.

### Justification

Cost estimate based on 2016 ATP update, using 1.4 mile estimated length and \$680,000 per mile for off-road trail construction. Applied a 2% annual increase to adjust to 2031 dollars. Added a 10% inflation adjustment in 2023-2032 CIP. Resumed 2% increase in 2024. Three Rivers Park District has prepared a Master Plan (2013) for this trail and it is addressed in teh Three Rivers InterCity Trail Master Plan (2012). Changed to PMP Trails funding source in July 2021 after the Franchise Fee Update at Council.

<b>Expenditures</b>	<b>2025</b>	<b>2026</b>	<b>2027</b>	<b>2028</b>	<b>2029</b>	<b>2030</b>	<b>2031</b>	<b>2032</b>	<b>2033</b>	<b>2034</b>	<b>Total</b>
Construction	0	0	0	0	0	0	0	0	1,495,659	0	1,495,659
<b>Total</b>	<b>0</b>	<b>0</b>	<b>0</b>	<b>0</b>	<b>0</b>	<b>0</b>	<b>0</b>	<b>0</b>	<b>1,495,659</b>	<b>0</b>	<b>1,495,659</b>

<b>Funding Sources</b>	<b>2025</b>	<b>2026</b>	<b>2027</b>	<b>2028</b>	<b>2029</b>	<b>2030</b>	<b>2031</b>	<b>2032</b>	<b>2033</b>	<b>2034</b>	<b>Total</b>
4115 PMP Trails (ROW)	0	0	0	0	0	0	0	0	952,000	0	952,000
Grant Funds	0	0	0	0	0	0	0	0	543,659	0	543,659
<b>Total</b>	<b>0</b>	<b>0</b>	<b>0</b>	<b>0</b>	<b>0</b>	<b>0</b>	<b>0</b>	<b>0</b>	<b>1,495,659</b>	<b>0</b>	<b>1,495,659</b>

2025 thru 2034

## Project Details

Bloomington, MN

---

**Project #** ST-18-004  
**Project Name** PMP ROW Trail Program

---

<b>Total Project Cost</b>	\$21,395,062	<b>Contact</b>	City Engineer
<b>Department</b>	Surface Transportation	<b>Type</b>	Improvement
<b>Category</b>	Sidewalk/Bikeway	<b>Priority</b>	Tier 1
<b>Status</b>	Active	<b>Useful Life</b>	30 years

---

### Description

2025/2026: ROW Acquisition in 2025 and Build Normandale Blvd 94th St to West Old Shakopee Road (both sides) - will continue to apply for federal grants

2027: 0.5 mile sidewalk replacement

2028: ROW Acquisition Year

2029: Old Shakopee Rd (Bloomington Ferry Rd - Nesbitt Ave)

2030: 0.5 mile sidewalk replacement

Will continue to apply for Federal & County Grants when available. FY 2029 include \$40,000 Hennepin County funding for possible bikeway grants. This is using estimates that were completed in Spring 2023 during the Franchise Fee update process that was approved in May 2023 along with updated estimates in Winter 2024. Franchise fees will be reviewed and updated every two years. The Normandale Blvd estimate was updated post 2023 Franchise Fee update in Spring 2024 and construction years were moved to 2025/26. ROW estimate was also updated for Normandale Blvd in 2024.

---

### Justification

Pavement has reached its useful life and the trails would be constructed to current standards. All trails that are currently in the red PCI range (0-35) would be reconstructed by 2029 with this plan. It is no longer cost effective to only maintain (patch) these trails. This program aligns with the Active Transportation Action Plan and will continue to be updated to align with the new plan. Other CIP items may also utilize Franchise fees as discussed in the update at Council in May 2023 (including Nicollet Ave, Portland Ave, Xerxes Ave corridor bikeway, Nine Mile Creek Regional Trail, EBLR Multi-Modal connection and 35W parallel route bikeway)



<b>Prior</b>	<b>Expenditures</b>	<b>2025</b>	<b>2026</b>	<b>2027</b>	<b>2028</b>	<b>2029</b>	<b>2030</b>	<b>2031</b>	<b>2032</b>	<b>2033</b>	<b>2034</b>	<b>Total</b>
8,768,920	Design and Construction	4,446,821	4,446,821	480,000	0	1,862,500	480,000	0	0	0	0	<b>11,716,142</b>
	ROW/Acquisition	810,000	0	0	100,000	0	0	0	0	0	0	<b>910,000</b>
	<b>Total</b>	<b>5,256,821</b>	<b>4,446,821</b>	<b>480,000</b>	<b>100,000</b>	<b>1,862,500</b>	<b>480,000</b>	<b>0</b>	<b>0</b>	<b>0</b>	<b>0</b>	<b>12,626,142</b>

<b>Prior</b>	<b>Funding Sources</b>	<b>2025</b>	<b>2026</b>	<b>2027</b>	<b>2028</b>	<b>2029</b>	<b>2030</b>	<b>2031</b>	<b>2032</b>	<b>2033</b>	<b>2034</b>	<b>Total</b>
8,768,920	4115 PMP Trails (ROW)	4,556,821	4,446,821	480,000	100,000	1,822,500	480,000	0	0	0	0	<b>11,886,142</b>
	Hennepin County	500,000	0	0	0	40,000	0	0	0	0	0	<b>540,000</b>
	4130 State Aid-Local	200,000	0	0	0	0	0	0	0	0	0	<b>200,000</b>
	<b>Total</b>	<b>5,256,821</b>	<b>4,446,821</b>	<b>480,000</b>	<b>100,000</b>	<b>1,862,500</b>	<b>480,000</b>	<b>0</b>	<b>0</b>	<b>0</b>	<b>0</b>	<b>12,626,142</b>

# Project Details

## Bloomington, MN

**Project #** ST-19-006  
**Project Name** Am Blvd/Normandale Lake Blvd Intersection Imp.

<b>Total Project Cost</b>	\$382,000	<b>Contact</b>	City Engineer
<b>Department</b>	Surface Transportation	<b>Type</b>	Economic-Renewal
<b>Category</b>	Roads and Streets	<b>Priority</b>	Tier 3
<b>Status</b>	Active	<b>Useful Life</b>	20 years

### Description

American Blvd/Normandale Lake Blvd Intersection Improvements including: install signal construct northbound right turn lane.

### Justification

At the point that the traffic volumes justify it, installation of the signal and right turn lanes will improve the safety of the intersection by reducing accidents. It will also help pedestrians cross the intersection safely. The improvement is outlined in the Normandale Lake District plan as a future project. Project cost estimated with 2017 NLD plan update. 10% cost increase was added in the 2023-2032 CIP update to account for inflation. Program year was moved back to 2030 with 2024-2033 update and added additional 10% cost increase.

<b>Expenditures</b>	<b>2025</b>	<b>2026</b>	<b>2027</b>	<b>2028</b>	<b>2029</b>	<b>2030</b>	<b>2031</b>	<b>2032</b>	<b>2033</b>	<b>2034</b>	<b>Total</b>
Design and Construction	0	0	0	0	0	382,000	0	0	0	0	382,000
<b>Total</b>	<b>0</b>	<b>0</b>	<b>0</b>	<b>0</b>	<b>0</b>	<b>382,000</b>	<b>0</b>	<b>0</b>	<b>0</b>	<b>0</b>	<b>382,000</b>

<b>Funding Sources</b>	<b>2025</b>	<b>2026</b>	<b>2027</b>	<b>2028</b>	<b>2029</b>	<b>2030</b>	<b>2031</b>	<b>2032</b>	<b>2033</b>	<b>2034</b>	<b>Total</b>
Tax Abatement	0	0	0	0	0	382,000	0	0	0	0	382,000
<b>Total</b>	<b>0</b>	<b>0</b>	<b>0</b>	<b>0</b>	<b>0</b>	<b>382,000</b>	<b>0</b>	<b>0</b>	<b>0</b>	<b>0</b>	<b>382,000</b>

# Project Details

## Bloomington, MN

**Project #** ST-19-008  
**Project Name** American Blvd EB to Penn Ave SB Right Turn Lane

<b>Total Project Cost</b>	\$600,000	<b>Contact</b>	City Engineer
<b>Department</b>	Surface Transportation	<b>Type</b>	Economic-Renewal
<b>Category</b>	Roads and Streets	<b>Priority</b>	Tier 3
<b>Status</b>	Active	<b>Useful Life</b>	60 years

**Description**

Add right turn lane for eastbound approach to be done as a part of redevelopment.

**Justification**

Maintain capacity at intersection per Penn/American district plan. The right turn lane will have a positive impact on safety by helping to decrease the rear end accidents due to slowing and turning vehicles. A 20% cost increase was added with the 2023-2032 CIP update to account for the change in construction year and inflation. Moved construction year in 2025-2034 CIP update.

<b>Expenditures</b>	<b>2025</b>	<b>2026</b>	<b>2027</b>	<b>2028</b>	<b>2029</b>	<b>2030</b>	<b>2031</b>	<b>2032</b>	<b>2033</b>	<b>2034</b>	<b>Total</b>
Design and Construction	0	0	0	0	0	600,000	0	0	0	0	600,000
<b>Total</b>	<b>0</b>	<b>0</b>	<b>0</b>	<b>0</b>	<b>0</b>	<b>600,000</b>	<b>0</b>	<b>0</b>	<b>0</b>	<b>0</b>	<b>600,000</b>

<b>Funding Sources</b>	<b>2025</b>	<b>2026</b>	<b>2027</b>	<b>2028</b>	<b>2029</b>	<b>2030</b>	<b>2031</b>	<b>2032</b>	<b>2033</b>	<b>2034</b>	<b>Total</b>
4130 State Aid-Local	0	0	0	0	0	600,000	0	0	0	0	600,000
<b>Total</b>	<b>0</b>	<b>0</b>	<b>0</b>	<b>0</b>	<b>0</b>	<b>600,000</b>	<b>0</b>	<b>0</b>	<b>0</b>	<b>0</b>	<b>600,000</b>

# Project Details

## Bloomington, MN

**Project #** ST-19-009  
**Project Name** Penn Ave NB to American Blvd WB Left Turn Lane

<b>Total Project Cost</b>	\$3,360,000	<b>Contact</b>	City Engineer
<b>Department</b>	Surface Transportation	<b>Type</b>	Economic-Renewal
<b>Category</b>	Roads and Streets	<b>Priority</b>	Tier 3
<b>Status</b>	Active	<b>Useful Life</b>	60 years

### Description

Add second left turn lane for northbound approach of Penn Avenue. This would depend on redevelopment in the area.

### Justification

Maintain capacity at intersection, per Penn American District plan. The left turn lane will have a positive impact on safety by helping to decrease the rear end accidents due to slowing and turning vehicles. It will also help decrease the congestion. A 20% cost increase was added with the 2023-2032 CIP update to account for the change in construction year and inflation. Moved construction year in the 2025-2034 update.

<b>Expenditures</b>	<b>2025</b>	<b>2026</b>	<b>2027</b>	<b>2028</b>	<b>2029</b>	<b>2030</b>	<b>2031</b>	<b>2032</b>	<b>2033</b>	<b>2034</b>	<b>Total</b>
Design and Construction	0	0	0	0	0	3,360,000	0	0	0	0	<b>3,360,000</b>
<b>Total</b>	<b>0</b>	<b>0</b>	<b>0</b>	<b>0</b>	<b>0</b>	<b>3,360,000</b>	<b>0</b>	<b>0</b>	<b>0</b>	<b>0</b>	<b>3,360,000</b>

<b>Funding Sources</b>	<b>2025</b>	<b>2026</b>	<b>2027</b>	<b>2028</b>	<b>2029</b>	<b>2030</b>	<b>2031</b>	<b>2032</b>	<b>2033</b>	<b>2034</b>	<b>Total</b>
4130 State Aid-Local	0	0	0	0	0	1,280,000	0	0	0	0	<b>1,280,000</b>
Hennepin County	0	0	0	0	0	1,280,000	0	0	0	0	<b>1,280,000</b>
Grant Funds	0	0	0	0	0	800,000	0	0	0	0	<b>800,000</b>
<b>Total</b>	<b>0</b>	<b>0</b>	<b>0</b>	<b>0</b>	<b>0</b>	<b>3,360,000</b>	<b>0</b>	<b>0</b>	<b>0</b>	<b>0</b>	<b>3,360,000</b>

**Project Details**

Bloomington, MN

Project # ST-19-011  
 Project Name Lyndale RR Crossing Improvement Near 95th Street

Total Project Cost	\$375,100	Contact	City Engineer
Department	Surface Transportation	Type	Economic-Renewal
Category	Roads and Streets	Priority	Tier 1
Status	Active	Useful Life	20 years

**Description**

Reconstruction of the Lyndale Railroad Crossing at 95th street. Cost includes material. Labor provided by Railroad. Project year could change depending on railroad staff availability

**Justification**

To improve safety of surface crossing.

Prior	Expenditures	2025	2026	2027	2028	2029	2030	2031	2032	2033	2034	Total
184,800	Construction	190,300	0	0	0	0	0	0	0	0	0	190,300
	<b>Total</b>	<b>190,300</b>	<b>0</b>	<b>0</b>	<b>0</b>	<b>0</b>	<b>0</b>	<b>0</b>	<b>0</b>	<b>0</b>	<b>0</b>	<b>190,300</b>

Prior	Funding Sources	2025	2026	2027	2028	2029	2030	2031	2032	2033	2034	Total
184,800	Municipal State Aid (MSA)	190,300	0	0	0	0	0	0	0	0	0	190,300
	<b>Total</b>	<b>190,300</b>	<b>0</b>	<b>0</b>	<b>0</b>	<b>0</b>	<b>0</b>	<b>0</b>	<b>0</b>	<b>0</b>	<b>0</b>	<b>190,300</b>

**Project Details**

Bloomington, MN

**Project #** ST-19-013  
**Project Name** Pedestrian Bridge Over Normandale Blvd at 84th St.

<b>Total Project Cost</b>	\$6,200,000	<b>Department</b>	Surface Transportation
<b>Type</b>	Environmental-Infrastructure	<b>Category</b>	Bridges
<b>Priority</b>	Tier 3	<b>Status</b>	Active
<b>Useful Life</b>	30 years		

**Description**

Pedestrian bridge over Normandale Blvd at 84th Street. The exact location of this pedestrian bridge in relation to 84th Street is yet to be determined. The entire cost would be considered an STI cost item.

**Justification**

Normandale Lake District plan identifies this as future project to improve pedestrian safety and walkability. Project cost estimated with 2017 NLD plan update. A 10% cost increase was added with the 2023-2032 CIP update to account for inflation.

Moved out to 2032 with 2025-2034 CIP update and increased cost by 3% per year.

<b>Expenditures</b>	<b>2025</b>	<b>2026</b>	<b>2027</b>	<b>2028</b>	<b>2029</b>	<b>2030</b>	<b>2031</b>	<b>2032</b>	<b>2033</b>	<b>2034</b>	<b>Total</b>
Design and Construction	0	0	0	0	0	0	0	6,200,000	0	0	6,200,000
<b>Total</b>	<b>0</b>	<b>0</b>	<b>0</b>	<b>0</b>	<b>0</b>	<b>0</b>	<b>0</b>	<b>6,200,000</b>	<b>0</b>	<b>0</b>	<b>6,200,000</b>

<b>Funding Sources</b>	<b>2025</b>	<b>2026</b>	<b>2027</b>	<b>2028</b>	<b>2029</b>	<b>2030</b>	<b>2031</b>	<b>2032</b>	<b>2033</b>	<b>2034</b>	<b>Total</b>
Tax Abatement	0	0	0	0	0	0	0	6,200,000	0	0	6,200,000
<b>Total</b>	<b>0</b>	<b>0</b>	<b>0</b>	<b>0</b>	<b>0</b>	<b>0</b>	<b>0</b>	<b>6,200,000</b>	<b>0</b>	<b>0</b>	<b>6,200,000</b>

**Project Details**

Bloomington, MN

**Project #** ST-20-005  
**Project Name** Normandale at 102nd Street - Right Turn Lane

<b>Total Project Cost</b> \$324,000	<b>Contact</b> City Engineer
<b>Department</b> Surface Transportation	<b>Type</b> Economic-Infrastructure
<b>Category</b> Roads and Streets	<b>Priority</b> Tier 1
<b>Status</b> Active	<b>Useful Life</b> 30 years

**Description**  
 Add westbound to northbound right turn lane at intersection, including signal and intersection modifications. This work will be coordinated with the Normandale Blvd PMP Trails project and therefore the year may change depending on the timing of that project.

**Justification**  
 By alleviating congestion and reducing delay this project has positive safety improvements and reduces air pollution. A 8% cost increase was added with the 2023-2032 CIP update to account for the change in construction year and inflation. Construction year was left as 2025 given the anticipated bid year although it is likely not to be built until 2026 as part of the Normandale Blvd PMP Trails Project.

<b>Expenditures</b>	<b>2025</b>	<b>2026</b>	<b>2027</b>	<b>2028</b>	<b>2029</b>	<b>2030</b>	<b>2031</b>	<b>2032</b>	<b>2033</b>	<b>2034</b>	<b>Total</b>
Design and Construction	324,000	0	0	0	0	0	0	0	0	0	324,000
<b>Total</b>	<b>324,000</b>	<b>0</b>	<b>0</b>	<b>0</b>	<b>0</b>	<b>0</b>	<b>0</b>	<b>0</b>	<b>0</b>	<b>0</b>	<b>324,000</b>

<b>Funding Sources</b>	<b>2025</b>	<b>2026</b>	<b>2027</b>	<b>2028</b>	<b>2029</b>	<b>2030</b>	<b>2031</b>	<b>2032</b>	<b>2033</b>	<b>2034</b>	<b>Total</b>
Municipal State Aid (MSA)	324,000	0	0	0	0	0	0	0	0	0	324,000
<b>Total</b>	<b>324,000</b>	<b>0</b>	<b>0</b>	<b>0</b>	<b>0</b>	<b>0</b>	<b>0</b>	<b>0</b>	<b>0</b>	<b>0</b>	<b>324,000</b>

2025 thru 2034

## Project Details

Bloomington, MN

**Project #** ST-20-006  
**Project Name** Nicollet Avenue Reconstruction

<b>Total Project Cost</b>	\$8,703,000	<b>Contact</b>	City Engineer
<b>Department</b>	Surface Transportation	<b>Type</b>	Economic-Infrastructure
<b>Category</b>	Roads and Streets	<b>Priority</b>	Tier 1
<b>Status</b>	Active	<b>Useful Life</b>	70 years

### Description

Nicollet Avenue (CSAH52) is degrading and in need of a full reconstruction that will provide a new roadway surface in addition to upgraded (ADA compliant) pedestrian sidewalks. The project is split into two phases--Phase 1 will construct the segment from American Boulevard to 89th Street in 2027 while Phase 2 will construct from north of 91st Street to Old Shakopee Road in 2028. Multimodal strategies such as pedestrian crossing enhancements (curb extensions, raised medians and crossing beacons), bikeway accommodations, and streetscaping features will also be considered in an effort to benefit multimodal users. Hennepin County will be the contracting agency for the \$37,608,000 project and is considering combining Phase 1 and 2 into one large project. This project will most likely have a large STI component that will be determined when the project is further scoped. A STI cost of \$4.4M can be assumed at this time.

### Justification

The existing road was last reconstructed in 1962 and is nearing the end of its useful life and warrants replacement. Hennepin County provided the draft capital budget estimates for this project and applied the 2019 cost participation policy to estimate city vs. county funding responsibilities. The 2020 cost participation policy has been adopted by Hennepin County but was not yet applied to this project. It is not anticipated to change the magnitude of the numbers. The Phase 1 and Phase 2 cost estimates have been updated using the anticipated cost estimate and financial obligations that were sent by Hennepin County staff in April 2024, which spreads Bloomington cost share from 2027-2030. Included a PMP Trails funding source in July 2021 after the Franchise Fee Update at Council and updated that amount after the Franchise Fee Update in March 2023. Franchise fees are updated every two years.

<b>Expenditures</b>	<b>2025</b>	<b>2026</b>	<b>2027</b>	<b>2028</b>	<b>2029</b>	<b>2030</b>	<b>2031</b>	<b>2032</b>	<b>2033</b>	<b>2034</b>	<b>Total</b>
Design and Construction	0	0	3,046,050	2,610,900	2,610,900	435,150	0	0	0	0	<b>8,703,000</b>
<b>Total</b>	<b>0</b>	<b>0</b>	<b>3,046,050</b>	<b>2,610,900</b>	<b>2,610,900</b>	<b>435,150</b>	<b>0</b>	<b>0</b>	<b>0</b>	<b>0</b>	<b>8,703,000</b>

<b>Funding Sources</b>	<b>2025</b>	<b>2026</b>	<b>2027</b>	<b>2028</b>	<b>2029</b>	<b>2030</b>	<b>2031</b>	<b>2032</b>	<b>2033</b>	<b>2034</b>	<b>Total</b>
4115 PMP Trails (ROW)	0	0	2,208,000	1,208,000	1,000,000	0	0	0	0	0	<b>4,416,000</b>
Municipal State Aid (MSA)	0	0	838,050	1,402,900	1,610,900	435,150	0	0	0	0	<b>4,287,000</b>
<b>Total</b>	<b>0</b>	<b>0</b>	<b>3,046,050</b>	<b>2,610,900</b>	<b>2,610,900</b>	<b>435,150</b>	<b>0</b>	<b>0</b>	<b>0</b>	<b>0</b>	<b>8,703,000</b>



# Project Details

## Bloomington, MN

**Project #** ST-23-001  
**Project Name** Valley View Schools Area SRTS Improvements

<b>Total Project Cost</b>	\$630,000	<b>Contact</b>	City Engineer
<b>Department</b>	Surface Transportation	<b>Type</b>	Pedestrian Crossings
<b>Category</b>	Sidewalk/Bikeway	<b>Priority</b>	Tier 1
<b>Status</b>	Active	<b>Useful Life</b>	30 years

### Description

Safe Routes to School pedestrian and bike safety improvements within the walking boundary of Valley View Elementary and Middle Schools. The improvements will include sidewalk on the north side of 88th Street between Nicollet and Portland Avenues, pedestrian crossing safety enhancements at Portland and Bischoff, and improved ped connection from VVMS to the Portland Avenue pedestrian crossing.

### Justification

Safe Routes to School funding awarded through 2022 Met Council Regional Solicitation for FY 2025. Cost estimate prepared in 2022 dollars.

<b>Expenditures</b>	<b>2025</b>	<b>2026</b>	<b>2027</b>	<b>2028</b>	<b>2029</b>	<b>2030</b>	<b>2031</b>	<b>2032</b>	<b>2033</b>	<b>2034</b>	<b>Total</b>
Construction	500,000	0	0	0	0	0	0	0	0	0	500,000
Design2	111,500	0	0	0	0	0	0	0	0	0	111,500
ROW/Acquisition	18,500	0	0	0	0	0	0	0	0	0	18,500
<b>Total</b>	<b>630,000</b>	<b>0</b>	<b>0</b>	<b>0</b>	<b>0</b>	<b>0</b>	<b>0</b>	<b>0</b>	<b>0</b>	<b>0</b>	<b>630,000</b>

<b>Funding Sources</b>	<b>2025</b>	<b>2026</b>	<b>2027</b>	<b>2028</b>	<b>2029</b>	<b>2030</b>	<b>2031</b>	<b>2032</b>	<b>2033</b>	<b>2034</b>	<b>Total</b>
Grant Funds	398,000	0	0	0	0	0	0	0	0	0	398,000
Municipal State Aid (MSA)	232,000	0	0	0	0	0	0	0	0	0	232,000
<b>Total</b>	<b>630,000</b>	<b>0</b>	<b>0</b>	<b>0</b>	<b>0</b>	<b>0</b>	<b>0</b>	<b>0</b>	<b>0</b>	<b>0</b>	<b>630,000</b>

### Project Details

#### Bloomington, MN

**Project #** ST-24-002  
**Project Name** 98th Street and Lyndale Avenue Reconstruction

<b>Total Project Cost</b>	\$2,772,000	<b>Contact</b>	City Engineer
<b>Department</b>	Surface Transportation	<b>Type</b>	Economic-Renewal
<b>Category</b>	Roads and Streets	<b>Priority</b>	Tier 3
<b>Status</b>	Active	<b>Useful Life</b>	20 years

**Description**

Reconstruct the intersection of 98th Street and Lyndale Avenue per study recommendations

**Justification**

The 98th Street Corridor and Interchange study identified a need to improve conditions for non-motorized users at this intersection, while also maintaining capacity now and into the future. The proposed project removes the free right turn lanes and right-sizes the intersection per the study recommendations. No changes were made with the 2025-2034 CIP Update.

<b>Expenditures</b>	<b>2025</b>	<b>2026</b>	<b>2027</b>	<b>2028</b>	<b>2029</b>	<b>2030</b>	<b>2031</b>	<b>2032</b>	<b>2033</b>	<b>2034</b>	<b>Total</b>
Design and Construction	0	0	0	0	0	0	0	572,000	2,200,000	0	<b>2,772,000</b>
<b>Total</b>	<b>0</b>	<b>0</b>	<b>0</b>	<b>0</b>	<b>0</b>	<b>0</b>	<b>0</b>	<b>572,000</b>	<b>2,200,000</b>	<b>0</b>	<b>2,772,000</b>

<b>Funding Sources</b>	<b>2025</b>	<b>2026</b>	<b>2027</b>	<b>2028</b>	<b>2029</b>	<b>2030</b>	<b>2031</b>	<b>2032</b>	<b>2033</b>	<b>2034</b>	<b>Total</b>
Municipal State Aid (MSA)	0	0	0	0	0	0	0	286,000	1,700,000	0	<b>1,986,000</b>
Hennepin County	0	0	0	0	0	0	0	286,000	500,000	0	<b>786,000</b>
<b>Total</b>	<b>0</b>	<b>0</b>	<b>0</b>	<b>0</b>	<b>0</b>	<b>0</b>	<b>0</b>	<b>572,000</b>	<b>2,200,000</b>	<b>0</b>	<b>2,772,000</b>

**Project Details**

Bloomington, MN

Project # ST-24-003  
 Project Name 106th Street Vehicle Bridge Preservation Project

Total Project Cost	\$115,200	Contact	City Engineer
Department	Surface Transportation	Type	Economic-Renewal
Category	Bridges	Priority	Tier 1
Status	Active	Useful Life	20 years

**Description**  
 Painting of portions of the steel bridge girders.

**Justification**  
 Since the beams were last painted in 2009, the paint systyem has shown normal deterioration and rust is now starting to form on the north girder. Mn/DOT recommends spot painting to prevent further section loss of girders.

<b>Expenditures</b>	<b>2025</b>	<b>2026</b>	<b>2027</b>	<b>2028</b>	<b>2029</b>	<b>2030</b>	<b>2031</b>	<b>2032</b>	<b>2033</b>	<b>2034</b>	<b>Total</b>
Construction	0	90,000	0	0	0	0	0	0	0	0	90,000
Design	25,200	0	0	0	0	0	0	0	0	0	25,200
<b>Total</b>	<b>25,200</b>	<b>90,000</b>	<b>0</b>	<b>0</b>	<b>0</b>	<b>0</b>	<b>0</b>	<b>0</b>	<b>0</b>	<b>0</b>	<b>115,200</b>

<b>Funding Sources</b>	<b>2025</b>	<b>2026</b>	<b>2027</b>	<b>2028</b>	<b>2029</b>	<b>2030</b>	<b>2031</b>	<b>2032</b>	<b>2033</b>	<b>2034</b>	<b>Total</b>
Municipal State Aid (MSA)	25,200	90,000	0	0	0	0	0	0	0	0	115,200
<b>Total</b>	<b>25,200</b>	<b>90,000</b>	<b>0</b>	<b>0</b>	<b>0</b>	<b>0</b>	<b>0</b>	<b>0</b>	<b>0</b>	<b>0</b>	<b>115,200</b>

**Project Details**

Bloomington, MN

Project # ST-24-004  
 Project Name American Boulevard Culvert Replacement

Total Project Cost	\$1,152,000	Contact	City Engineer
Department	Surface Transportation	Type	Economic-Renewal
Category	Bridges	Priority	Tier 3
Status	Active	Useful Life	75 years

**Description**

Replacement of two 1960's-era metal culverts and streambank repairs. This work is at the American Boulevard crossing of Nine Mile Creek. American Blvd. was milled and overlaid in 2022.

**Justification**

Many culverts and storm sewer installed during the 1960's were made of corrugated metal pipe (CMP.) CMP have an expected lifespan of 50 - 75 years. Due to their size, the culverts are classified as a bridge and must be inspected every two years. When the 84th Street culverts were replaced with a concrete arch structure, the inspection frequency was changed to every four years, which will decrease staff time needed for future inspections. See MN Rules Chapter 8810 and Bridge State Aid (<http://www.dot.state.mn.us/stateaid/bridge/resources.html>) for eligibility requirements.

<b>Expenditures</b>	<b>2025</b>	<b>2026</b>	<b>2027</b>	<b>2028</b>	<b>2029</b>	<b>2030</b>	<b>2031</b>	<b>2032</b>	<b>2033</b>	<b>2034</b>	<b>Total</b>
Construction	0	0	0	0	0	0	0	900,000	0	0	900,000
Design	0	0	0	0	0	0	252,000	0	0	0	252,000
<b>Total</b>	<b>0</b>	<b>0</b>	<b>0</b>	<b>0</b>	<b>0</b>	<b>0</b>	<b>252,000</b>	<b>900,000</b>	<b>0</b>	<b>0</b>	<b>1,152,000</b>

<b>Funding Sources</b>	<b>2025</b>	<b>2026</b>	<b>2027</b>	<b>2028</b>	<b>2029</b>	<b>2030</b>	<b>2031</b>	<b>2032</b>	<b>2033</b>	<b>2034</b>	<b>Total</b>
Municipal State Aid (MSA)	0	0	0	0	0	0	252,000	900,000	0	0	1,152,000
<b>Total</b>	<b>0</b>	<b>0</b>	<b>0</b>	<b>0</b>	<b>0</b>	<b>0</b>	<b>252,000</b>	<b>900,000</b>	<b>0</b>	<b>0</b>	<b>1,152,000</b>

# Project Details

## Bloomington, MN

**Project #** ST-24-005  
**Project Name** 494 Project - Nicollet RR Bridge

<b>Total Project Cost</b>	\$50,000	<b>Contact</b>	City Engineer
<b>Department</b>	Surface Transportation	<b>Type</b>	Economic-Infrastructure
<b>Category</b>	Bridges	<b>Priority</b>	Tier 2
<b>Status</b>	Active	<b>Useful Life</b>	75 years

### Description

This is a MnDOT led project with city cost share. Part of the I-494: Airport to Highway 169 Vision, identified in the 494 Vision Implementation Plan as Element 6/Project 2. Total project construct cost estimated in 2022 to be \$19M. MnDOT is submitting a funding request to the USDOT's Multimodal Projects Discretionary Grant Program in 2023.

### Justification

Interstate and local system improvements to meet the public safety and capacity needs. Local cost share policies with other agencies will be applied. Local cost share elements of this project could potentially include: ADA improvements on this site and near siding relocation, drainage, aesthetics.

<b>Expenditures</b>	<b>2025</b>	<b>2026</b>	<b>2027</b>	<b>2028</b>	<b>2029</b>	<b>2030</b>	<b>2031</b>	<b>2032</b>	<b>2033</b>	<b>2034</b>	<b>Total</b>
Construction	0	0	50,000	0	0	0	0	0	0	0	50,000
<b>Total</b>	<b>0</b>	<b>0</b>	<b>50,000</b>	<b>0</b>	<b>0</b>	<b>0</b>	<b>0</b>	<b>0</b>	<b>0</b>	<b>0</b>	<b>50,000</b>

<b>Funding Sources</b>	<b>2025</b>	<b>2026</b>	<b>2027</b>	<b>2028</b>	<b>2029</b>	<b>2030</b>	<b>2031</b>	<b>2032</b>	<b>2033</b>	<b>2034</b>	<b>Total</b>
Municipal State Aid (MSA)	0	0	50,000	0	0	0	0	0	0	0	50,000
<b>Total</b>	<b>0</b>	<b>0</b>	<b>50,000</b>	<b>0</b>	<b>0</b>	<b>0</b>	<b>0</b>	<b>0</b>	<b>0</b>	<b>0</b>	<b>50,000</b>

# Project Details

## Bloomington, MN

**Project #** ST-24-006  
**Project Name** 494 Proj-82nd St Bridge & 35W grade Modifications

<b>Total Project Cost</b>	\$1,000,000	<b>Contact</b>	City Engineer
<b>Department</b>	Surface Transportation	<b>Type</b>	Economic-Infrastructure
<b>Category</b>	Roads and Streets	<b>Priority</b>	Tier 2
<b>Status</b>	Active	<b>Useful Life</b>	75 years

### Description

This is a MnDOT led project with city cost share. Part of the I-494: Airport to Highway 169 Vision, identified in the 494 Vision Implementation Plan as Element 5, part of project 4. Total project construct cost estimated in 2022 to be \$50M. MnDOT has submitted funding requests for INFRA and RAISE to the USDOT's Discretionary Grant Program.

### Justification

Interstate and local system improvements to meet the public safety and capacity needs. Local cost share policies with other agencies will be applied. Local cost share elements of this project could potentially include: bridge components/width, sidewalk and ADA improvements on 82nd Street, drainage and aesthetics.

<b>Expenditures</b>	<b>2025</b>	<b>2026</b>	<b>2027</b>	<b>2028</b>	<b>2029</b>	<b>2030</b>	<b>2031</b>	<b>2032</b>	<b>2033</b>	<b>2034</b>	<b>Total</b>
Construction	0	0	1,000,000	0	0	0	0	0	0	0	1,000,000
<b>Total</b>	<b>0</b>	<b>0</b>	<b>1,000,000</b>	<b>0</b>	<b>0</b>	<b>0</b>	<b>0</b>	<b>0</b>	<b>0</b>	<b>0</b>	<b>1,000,000</b>

<b>Funding Sources</b>	<b>2025</b>	<b>2026</b>	<b>2027</b>	<b>2028</b>	<b>2029</b>	<b>2030</b>	<b>2031</b>	<b>2032</b>	<b>2033</b>	<b>2034</b>	<b>Total</b>
Municipal State Aid (MSA)	0	0	1,000,000	0	0	0	0	0	0	0	1,000,000
<b>Total</b>	<b>0</b>	<b>0</b>	<b>1,000,000</b>	<b>0</b>	<b>0</b>	<b>0</b>	<b>0</b>	<b>0</b>	<b>0</b>	<b>0</b>	<b>1,000,000</b>

**Project Details**

Bloomington, MN

Project # ST-24-007  
 Project Name 494 Project - E-ZPass (35W to TH77)

Total Project Cost	\$50,000	Contact	City Engineer
Department	Surface Transportation	Type	Economic-Infrastructure
Category	Roads and Streets	Priority	Tier 2
Status	Active	Useful Life	50 years

**Description**

This is a MnDOT led project with city cost share. Part of the I-494: Airport to Highway 169 Vision, identified in the 494 Vision Implementation Plan as Elements 8 and 9, Project 3. Total project construct cost estimated in 2022 to be \$140M. MnDOT has submitted funding requests for INFRA and RAISE to the USDOT's Discretionary Grant Program.

**Justification**

Interstate and local system improvements to meet the public safety and capacity needs. Local cost share policies with other agencies will be applied. Local cost share elements of this project could potentially include: drainage, ADA improvements.

<b>Expenditures</b>	<b>2025</b>	<b>2026</b>	<b>2027</b>	<b>2028</b>	<b>2029</b>	<b>2030</b>	<b>2031</b>	<b>2032</b>	<b>2033</b>	<b>2034</b>	<b>Total</b>
Construction	0	0	50,000	0	0	0	0	0	0	0	50,000
<b>Total</b>	<b>0</b>	<b>0</b>	<b>50,000</b>	<b>0</b>	<b>0</b>	<b>0</b>	<b>0</b>	<b>0</b>	<b>0</b>	<b>0</b>	<b>50,000</b>

<b>Funding Sources</b>	<b>2025</b>	<b>2026</b>	<b>2027</b>	<b>2028</b>	<b>2029</b>	<b>2030</b>	<b>2031</b>	<b>2032</b>	<b>2033</b>	<b>2034</b>	<b>Total</b>
Municipal State Aid (MSA)	0	0	50,000	0	0	0	0	0	0	0	50,000
<b>Total</b>	<b>0</b>	<b>0</b>	<b>50,000</b>	<b>0</b>	<b>0</b>	<b>0</b>	<b>0</b>	<b>0</b>	<b>0</b>	<b>0</b>	<b>50,000</b>

# Project Details

## Bloomington, MN

**Project #** ST-24-008  
**Project Name** 494 Project - E-ZPass (Hwy 169 to Hwy 100)

<b>Total Project Cost</b>	\$50,000	<b>Contact</b>	City Engineer
<b>Department</b>	Surface Transportation	<b>Type</b>	Environmental-Infrastructure
<b>Category</b>	Roads and Streets	<b>Priority</b>	Tier 2
<b>Status</b>	Active	<b>Useful Life</b>	50 years

### Description

This is a MnDOT led project with city cost share. Part of the I-494: Airport to Highway 169 Vision. Identified in the 494 Vision Implementation Plan as Elements 1 and 2, part of Project 4. Total project construction cost estimated in 2022 to be \$100M. MnDOT has submitted funding requests for both the INFRA and a RAISE Discretionary Grant Programs.

### Justification

Interstate and local system improvements to meet the public safety and capacity needs. Local cost share policies with other agencies will be applied. Local cost share elements of this project will likely include: ADA upgrades, aesthetics.

<b>Expenditures</b>	<b>2025</b>	<b>2026</b>	<b>2027</b>	<b>2028</b>	<b>2029</b>	<b>2030</b>	<b>2031</b>	<b>2032</b>	<b>2033</b>	<b>2034</b>	<b>Total</b>
Construction	0	0	50,000	0	0	0	0	0	0	0	50,000
<b>Total</b>	<b>0</b>	<b>0</b>	<b>50,000</b>	<b>0</b>	<b>0</b>	<b>0</b>	<b>0</b>	<b>0</b>	<b>0</b>	<b>0</b>	<b>50,000</b>

<b>Funding Sources</b>	<b>2025</b>	<b>2026</b>	<b>2027</b>	<b>2028</b>	<b>2029</b>	<b>2030</b>	<b>2031</b>	<b>2032</b>	<b>2033</b>	<b>2034</b>	<b>Total</b>
Municipal State Aid (MSA)	0	0	50,000	0	0	0	0	0	0	0	50,000
<b>Total</b>	<b>0</b>	<b>0</b>	<b>50,000</b>	<b>0</b>	<b>0</b>	<b>0</b>	<b>0</b>	<b>0</b>	<b>0</b>	<b>0</b>	<b>50,000</b>



**Project Details**

**Bloomington, MN**

**Project #** ST-24-009  
**Project Name** 102nd Street France to Normandale

<b>Total Project Cost</b> \$3,377,500	<b>Contact</b> City Engineer
<b>Department</b> Surface Transportation	<b>Type</b> Economic-Infrastructure
<b>Category</b> Roads and Streets	<b>Priority</b> Tier 3
<b>Status</b> Active	<b>Useful Life</b> 50 years

**Description**

The ATAP has helped to identify and prioritize 102nd Street for pedestrian and bicycle upgrades to fill in critical gaps in the active transportation system and improve safe routes to school connections. The detailed scope of this work will be determined, but will likely include right-sizing the cross-section of 102nd Street between France and Normandale Boulevard, addressing signalized intersections on each end of the corridor and eliminating channelized right turns, addressing access/egress at Jefferson HS, addressing pedestrian crossing safety along the corridor and addressing driver speeds on the corridor adject to the Olson/Jefferson school campus.

STI = \$2,067,500

**Justification**

The ATAP has helped to identify and prioritize 102nd Street for pedestrian and bicycle upgrades to fill in critical gaps in the active transportation system and the SRTS network. [estimate assumes: 4-3 lane conversion w 1 mile overlay, 1 signal replacement and elimination of channelized right, trail (1 mile), sidewalk widening (1/2 mile), 2 ped crossing enhancement with ped refuge island and 3 unit RRFB, 1 wayfinding blade sign]

<b>Expenditures</b>	<b>2025</b>	<b>2026</b>	<b>2027</b>	<b>2028</b>	<b>2029</b>	<b>2030</b>	<b>2031</b>	<b>2032</b>	<b>2033</b>	<b>2034</b>	<b>Total</b>
Design and Construction	0	0	0	0	0	0	3,377,500	0	0	0	3,377,500
<b>Total</b>	<b>0</b>	<b>0</b>	<b>0</b>	<b>0</b>	<b>0</b>	<b>0</b>	<b>3,377,500</b>	<b>0</b>	<b>0</b>	<b>0</b>	<b>3,377,500</b>

<b>Funding Sources</b>	<b>2025</b>	<b>2026</b>	<b>2027</b>	<b>2028</b>	<b>2029</b>	<b>2030</b>	<b>2031</b>	<b>2032</b>	<b>2033</b>	<b>2034</b>	<b>Total</b>
Municipal State Aid (MSA)	0	0	0	0	0	0	1,810,000	0	0	0	1,810,000
4115 PMP Trails (ROW)	0	0	0	0	0	0	1,567,500	0	0	0	1,567,500
<b>Total</b>	<b>0</b>	<b>0</b>	<b>0</b>	<b>0</b>	<b>0</b>	<b>0</b>	<b>3,377,500</b>	<b>0</b>	<b>0</b>	<b>0</b>	<b>3,377,500</b>

**Project Details**

**Bloomington, MN**

**Project #** ST-24-010  
**Project Name** Chicago Avenue Pedestrian Improvements

<b>Total Project Cost</b>	\$1,257,500	<b>Contact</b>	City Engineer
<b>Department</b>	Surface Transportation	<b>Type</b>	Economic-Infrastructure
<b>Category</b>	Roads and Streets	<b>Priority</b>	Tier 3
<b>Status</b>	Active	<b>Useful Life</b>	50 years

**Description**

Pedestrian improvements proposed for improved access and safety for pedestrians approaching and utilizing the new pedestrian bridge over 494 at Chicago Avenue. Pedestrian safety improvements include reconstruction of the intersection at American Bouelvard and Chicago Avenue to right size the roadways of Chicago and American Boulevard (including eliminating underused vehicle lanes and channelized right turns), signal modifications, sidewalk and ADA upgrades, pedestrian wayfinding

STI: \$1,007,500

**Justification**

The new pedestrian bridge over I-494 is being constructed with the MnDOT 494 Project 1 (2023-2026) and will improve pedestrian connectivity in this area. [estimate based on signal replacement, remove channelized rights, realigns some curb lines on American Boulevard and Chicago, sidewalk replacement/widening, and wayfinding]

<b>Expenditures</b>	<b>2025</b>	<b>2026</b>	<b>2027</b>	<b>2028</b>	<b>2029</b>	<b>2030</b>	<b>2031</b>	<b>2032</b>	<b>2033</b>	<b>2034</b>	<b>Total</b>
Design and Construction	0	0	0	0	0	1,257,500	0	0	0	0	1,257,500
<b>Total</b>	<b>0</b>	<b>0</b>	<b>0</b>	<b>0</b>	<b>0</b>	<b>1,257,500</b>	<b>0</b>	<b>0</b>	<b>0</b>	<b>0</b>	<b>1,257,500</b>

<b>Funding Sources</b>	<b>2025</b>	<b>2026</b>	<b>2027</b>	<b>2028</b>	<b>2029</b>	<b>2030</b>	<b>2031</b>	<b>2032</b>	<b>2033</b>	<b>2034</b>	<b>Total</b>
Municipal State Aid (MSA)	0	0	0	0	0	1,257,500	0	0	0	0	1,257,500
<b>Total</b>	<b>0</b>	<b>0</b>	<b>0</b>	<b>0</b>	<b>0</b>	<b>1,257,500</b>	<b>0</b>	<b>0</b>	<b>0</b>	<b>0</b>	<b>1,257,500</b>

## Project Details

### Bloomington, MN

**Project #** ST-24-011  
**Project Name** 82nd Street Roadway and Pedestrian Improvements

<b>Total Project Cost</b>	\$1,750,000	<b>Contact</b>	City Engineer
<b>Department</b>	Surface Transportation	<b>Type</b>	Economic-Infrastructure
<b>Category</b>	Roads and Streets	<b>Priority</b>	Tier 3
<b>Status</b>	Active	<b>Useful Life</b>	50 years

#### Description

82nd Street between East Bloomington Freeway and Lyndale Avenue. Following the 494 project, traffic patterns on this roadway will change. This project will modify the roadway to meet the needs of the new traffic patterns and improve pedestrian crossing safety. Scope to be determined but concept includes right-sizing 82nd Street after 494 Project 1 (including eliminating auxiliary lanes and changing lane configuration), adding bike lanes to 82nd Street, modifications to signalized intersection at Lyndale, and an enhanced pedestrian crosswalk between Lyndale and East Bloomington Freeway to improve access to Bryant Park. The bike lane addition and enhanced ped facilities (\$600,000) would be considered an STI cost.

#### Justification

Following the MnDOT 494 Project 1, traffic patterns on this roadway will change and roadway design can match the new/modeled traffic needs. The ATAP identified a need for improved pedestrian crossing safety across 82nd Street (to access transit and the neighborhood Bryant Park) and on-road bike network connectivity to the Penn-American District via 82nd Street. [estimate assumes: signal replacement, curb realignment, 0.7 mile overlay and striping changes, enhanced crosswalk with ped refuge and RRFB, wayfinding, some sidewalk widening] No updates were made with the 2025-2034 CIP Update.

<b>Expenditures</b>	<b>2025</b>	<b>2026</b>	<b>2027</b>	<b>2028</b>	<b>2029</b>	<b>2030</b>	<b>2031</b>	<b>2032</b>	<b>2033</b>	<b>2034</b>	<b>Total</b>
Design and Construction	0	0	0	0	0	0	1,750,000	0	0	0	1,750,000
<b>Total</b>	<b>0</b>	<b>0</b>	<b>0</b>	<b>0</b>	<b>0</b>	<b>0</b>	<b>1,750,000</b>	<b>0</b>	<b>0</b>	<b>0</b>	<b>1,750,000</b>

<b>Funding Sources</b>	<b>2025</b>	<b>2026</b>	<b>2027</b>	<b>2028</b>	<b>2029</b>	<b>2030</b>	<b>2031</b>	<b>2032</b>	<b>2033</b>	<b>2034</b>	<b>Total</b>
Municipal State Aid (MSA)	0	0	0	0	0	0	1,150,000	0	0	0	1,150,000
4115 PMP Trails (ROW)	0	0	0	0	0	0	600,000	0	0	0	600,000
<b>Total</b>	<b>0</b>	<b>0</b>	<b>0</b>	<b>0</b>	<b>0</b>	<b>0</b>	<b>1,750,000</b>	<b>0</b>	<b>0</b>	<b>0</b>	<b>1,750,000</b>

## Project Details

### Bloomington, MN

**Project #** ST-24-012  
**Project Name** 12th Avenue Pedestrian Enhancements

<b>Total Project Cost</b>	\$3,350,000	<b>Contact</b>	City Engineer
<b>Department</b>	Surface Transportation	<b>Type</b>	Economic-Infrastructure
<b>Category</b>	Roads and Streets	<b>Priority</b>	Tier 1
<b>Status</b>	Active	<b>Useful Life</b>	50 years

#### Description

The ATAP has helped to identify and prioritize 12th Avenue for pedestrian and bicycle upgrades. The full scope to be determined but concept includes constructing sidewalk to infill the sidewalk gaps and upgrade sidewalk widths between American Boulevard and 82nd Street, adding sidewalk from 82nd Street to Old Shakopee Road, right sizing the roadway cross section, and enhancing crosswalk safety across 12th Avenue at multiple locations to improve connectivity and access to transit, parks, and other destinations along this corridor. STI = \$60K in 2025 and \$3,160,000 in 2034 or later.

#### Justification

The ATAP identified and prioritized pedestrian and bike connectivity and infrastructure on 12th Avenue to meet the active transportation needs of the residents in this area. [estimate assumes: 2 miles of trail, 3 enhanced crosswalks with RRFB, 2 ped refuge islands, 3 sets of curb bump outs for traffic calming, 2 wayfinding signs, sidewalk gap infill] .

2025 PMP includes 2 block segment of 12th avenue. Establish curb based on future sidewalk and construct 2 blocks of sidewalk.

<b>Expenditures</b>	<b>2025</b>	<b>2026</b>	<b>2027</b>	<b>2028</b>	<b>2029</b>	<b>2030</b>	<b>2031</b>	<b>2032</b>	<b>2033</b>	<b>2034</b>	<b>Total</b>
Design and Construction	60,000	0	0	0	0	0	0	0	0	3,290,000	<b>3,350,000</b>
<b>Total</b>	<b>60,000</b>	<b>0</b>	<b>0</b>	<b>0</b>	<b>0</b>	<b>0</b>	<b>0</b>	<b>0</b>	<b>0</b>	<b>3,290,000</b>	<b>3,350,000</b>

<b>Funding Sources</b>	<b>2025</b>	<b>2026</b>	<b>2027</b>	<b>2028</b>	<b>2029</b>	<b>2030</b>	<b>2031</b>	<b>2032</b>	<b>2033</b>	<b>2034</b>	<b>Total</b>
4115 PMP Trails (ROW)	0	0	0	0	0	0	0	0	0	3,160,000	<b>3,160,000</b>
4130 State Aid-Local	60,000	0	0	0	0	0	0	0	0	130,000	<b>190,000</b>
<b>Total</b>	<b>60,000</b>	<b>0</b>	<b>0</b>	<b>0</b>	<b>0</b>	<b>0</b>	<b>0</b>	<b>0</b>	<b>0</b>	<b>3,290,000</b>	<b>3,350,000</b>

### Project Details

#### Bloomington, MN

Project # ST-24-014  
 Project Name OSR (CSAH 1) RR Xing @Hampshire Ped Imp Cost Share

Total Project Cost	\$20,000	Contact	City Engineer
Department	Surface Transportation	Type	Economic-Infrastructure
Category	Sidewalk/Bikeway	Priority	Tier 1
Status	Active	Useful Life	30 years

#### Description

This is a Hennepin County led project for the RR Xing improvements on Old Shakopee Road (CSAH 1) just east of Hampshire Avenue. The City is responsible for the maintenance of the sidewalk adjacent to Old Shakopee Road and will have a cost share in the replacement of the sidewalk directly adjacent to the tracks in compliance with Hennepin County's Cost Participation Policy. This work is tentatively scheduled in Hennepin County's CIP for 2025.

#### Justification

Railroad crossing improvements to meet public safety needs along with sidewalk replacement adjacent to the crossing to meet American with Disabilities Act (ADA) requirements.

Expenditures	2025	2026	2027	2028	2029	2030	2031	2032	2033	2034	Total
Construction	20,000	0	0	0	0	0	0	0	0	0	20,000
<b>Total</b>	<b>20,000</b>	<b>0</b>	<b>0</b>	<b>0</b>	<b>0</b>	<b>0</b>	<b>0</b>	<b>0</b>	<b>0</b>	<b>0</b>	<b>20,000</b>

Funding Sources	2025	2026	2027	2028	2029	2030	2031	2032	2033	2034	Total
4130 State Aid-Local	20,000	0	0	0	0	0	0	0	0	0	20,000
<b>Total</b>	<b>20,000</b>	<b>0</b>	<b>0</b>	<b>0</b>	<b>0</b>	<b>0</b>	<b>0</b>	<b>0</b>	<b>0</b>	<b>0</b>	<b>20,000</b>

2025 thru 2034

## Project Details

Bloomington, MN

**Project #** ST-24-015  
**Project Name** Moir/Central Park Connectivity Improvements

<b>Total Project Cost</b>	\$300,000	<b>Contact</b>	City Engineer
<b>Department</b>	Surface Transportation	<b>Type</b>	Economic-Infrastructure
<b>Category</b>	Sidewalk/Bikeway	<b>Priority</b>	Tier 1
<b>Status</b>	Active	<b>Useful Life</b>	30 years

### Description

Sidewalk connections and ADA pedestrian ramp improvements adjacent to Moir and Central Park in coordination with Park Master Plan improvements and the Nine Mile Creek Corridor Renewal Project. This entire cost (\$300,000) would be considered an STI (Sustainability Tracking Info) cost.

### Justification

The Nine Mile Creek Corridor Renewal project, which is one of the three Bloomington Forward projects that were approved for Local Option Sales Tax in November 2023, started planning and design in 2024. This includes improvements at Moir and Central Park. Engineering staff will be looking at the connectivity of these parks to the neighborhoods with possible sidewalk connections and ADA pedestrian ramp improvements to improve accessibility to the parks. One possible location would be a sidewalk connection along Morgan Ave from 106th St to Moir park. Data will be gathered to find the best location and feedback will be gathered as part of outreach and engagement in 2024 and 2025. Some of this work may be included with the Nine Mile Creek Corridor Renewal Project.

<b>Expenditures</b>	<b>2025</b>	<b>2026</b>	<b>2027</b>	<b>2028</b>	<b>2029</b>	<b>2030</b>	<b>2031</b>	<b>2032</b>	<b>2033</b>	<b>2034</b>	<b>Total</b>
Construction	0	300,000	0	0	0	0	0	0	0	0	300,000
<b>Total</b>	<b>0</b>	<b>300,000</b>	<b>0</b>	<b>0</b>	<b>0</b>	<b>0</b>	<b>0</b>	<b>0</b>	<b>0</b>	<b>0</b>	<b>300,000</b>

<b>Funding Sources</b>	<b>2025</b>	<b>2026</b>	<b>2027</b>	<b>2028</b>	<b>2029</b>	<b>2030</b>	<b>2031</b>	<b>2032</b>	<b>2033</b>	<b>2034</b>	<b>Total</b>
4125 PMP Trails (Parks)	0	300,000	0	0	0	0	0	0	0	0	300,000
<b>Total</b>	<b>0</b>	<b>300,000</b>	<b>0</b>	<b>0</b>	<b>0</b>	<b>0</b>	<b>0</b>	<b>0</b>	<b>0</b>	<b>0</b>	<b>300,000</b>

**Project Details**

Bloomington, MN

Project # ST-24-016  
 Project Name Parkers Picnic Area Connectivity Improvements

Total Project Cost	\$350,000	Contact	City Engineer
Department	Surface Transportation	Type	Economic-Infrastructure
Category	Sidewalk/Bikeway	Priority	Tier 1
Status	Active	Useful Life	30 years

**Description**

Sidewalk connections and ADA pedestrian ramp improvements adjacent to Parkers Picnic Area in coordination with Park Master Plan improvements. The entire cost (\$350,000) would be considered an STI cost.

**Justification**

Park and Rec staff are anticipating bike park and site amenity improvements to the Parker's Picnic Area as part of the Park Master Plan. Engineering staff will be looking at the connectivity to this area with possible sidewalk connections and ADA pedestrian ramp improvements to improve accessibility to the area. One possible location would be a sidewalk connection along the Xcel Energy Corridor from Oakland Ave to Columbus Rd. Cost estimate was completed using current sidewalk cost/mile, also counting for inflation to 2026. No changes were made with 2025-2034 CIP Update.

<b>Expenditures</b>	<b>2025</b>	<b>2026</b>	<b>2027</b>	<b>2028</b>	<b>2029</b>	<b>2030</b>	<b>2031</b>	<b>2032</b>	<b>2033</b>	<b>2034</b>	<b>Total</b>
Construction	0	350,000	0	0	0	0	0	0	0	0	350,000
<b>Total</b>	<b>0</b>	<b>350,000</b>	<b>0</b>	<b>0</b>	<b>0</b>	<b>0</b>	<b>0</b>	<b>0</b>	<b>0</b>	<b>0</b>	<b>350,000</b>

<b>Funding Sources</b>	<b>2025</b>	<b>2026</b>	<b>2027</b>	<b>2028</b>	<b>2029</b>	<b>2030</b>	<b>2031</b>	<b>2032</b>	<b>2033</b>	<b>2034</b>	<b>Total</b>
4125 PMP Trails (Parks)	0	350,000	0	0	0	0	0	0	0	0	350,000
<b>Total</b>	<b>0</b>	<b>350,000</b>	<b>0</b>	<b>0</b>	<b>0</b>	<b>0</b>	<b>0</b>	<b>0</b>	<b>0</b>	<b>0</b>	<b>350,000</b>

# Project Details

## Bloomington, MN

**Project #** ST-24-017  
**Project Name** Dwan Golf Course Area Connectivity Improvements

<b>Total Project Cost</b>	\$30,000	<b>Contact</b>	City Engineer
<b>Department</b>	Surface Transportation	<b>Type</b>	Economic-Infrastructure
<b>Category</b>	Sidewalk/Bikeway	<b>Priority</b>	Tier 2
<b>Status</b>	Active	<b>Useful Life</b>	30 years

**Description**

ADA improvements adjacent to Dwan golf course in coordination with Park Master Plan improvements. The STI cost would be \$30,000

**Justification**

Park and Rec staff are anticipating renovations to the Dwan golf course in 2027 . Engineering staff will be looking at the connectivity to this area with ADA pedestrian ramp improvements to improve accessibility to the area. Cost estimate was completed using current ADA pedestrian ramp prices, also counting for inflation to 2027. No changes were made with 2025-2034 CIP Update.

<b>Expenditures</b>	<b>2025</b>	<b>2026</b>	<b>2027</b>	<b>2028</b>	<b>2029</b>	<b>2030</b>	<b>2031</b>	<b>2032</b>	<b>2033</b>	<b>2034</b>	<b>Total</b>
Construction	0	0	30,000	0	0	0	0	0	0	0	30,000
<b>Total</b>	<b>0</b>	<b>0</b>	<b>30,000</b>	<b>0</b>	<b>0</b>	<b>0</b>	<b>0</b>	<b>0</b>	<b>0</b>	<b>0</b>	<b>30,000</b>

<b>Funding Sources</b>	<b>2025</b>	<b>2026</b>	<b>2027</b>	<b>2028</b>	<b>2029</b>	<b>2030</b>	<b>2031</b>	<b>2032</b>	<b>2033</b>	<b>2034</b>	<b>Total</b>
4125 PMP Trails (Parks)	0	0	30,000	0	0	0	0	0	0	0	30,000
<b>Total</b>	<b>0</b>	<b>0</b>	<b>30,000</b>	<b>0</b>	<b>0</b>	<b>0</b>	<b>0</b>	<b>0</b>	<b>0</b>	<b>0</b>	<b>30,000</b>



# Project Details

## Bloomington, MN

**Project #** ST-24-018  
**Project Name** Brookside Park Connectivity Improvements

<b>Total Project Cost</b>	\$230,000	<b>Contact</b>	City Engineer
<b>Department</b>	Surface Transportation	<b>Type</b>	Economic-Infrastructure
<b>Category</b>	Sidewalk/Bikeway	<b>Priority</b>	Tier 3
<b>Status</b>	Active	<b>Useful Life</b>	30 years

### Description

Sidewalk connection to Brookside Park in coordination with Park Master Plan improvements. This entire cost (\$230,000) would be considered an STI cost.

### Justification

Park and Rec staff are anticipating completing renovations to Brookside Park as part of the Park Master Plan. Engineering staff will be looking at the connectivity to this park with possible sidewalk connections to improve accessibility to the area. One possible location would be a sidewalk connection along Abbott Ave from 98th St to the Brookside parking lot on Abbott Ave. Cost estimate was completed using current sidewalk cost/mile, also counting for inflation to 2031.

No changes were made with 2025-2034 CIP Update.

<b>Expenditures</b>	<b>2025</b>	<b>2026</b>	<b>2027</b>	<b>2028</b>	<b>2029</b>	<b>2030</b>	<b>2031</b>	<b>2032</b>	<b>2033</b>	<b>2034</b>	<b>Total</b>
Construction	0	0	0	0	0	0	230,000	0	0	0	230,000
<b>Total</b>	<b>0</b>	<b>0</b>	<b>0</b>	<b>0</b>	<b>0</b>	<b>0</b>	<b>230,000</b>	<b>0</b>	<b>0</b>	<b>0</b>	<b>230,000</b>

<b>Funding Sources</b>	<b>2025</b>	<b>2026</b>	<b>2027</b>	<b>2028</b>	<b>2029</b>	<b>2030</b>	<b>2031</b>	<b>2032</b>	<b>2033</b>	<b>2034</b>	<b>Total</b>
4125 PMP Trails (Parks)	0	0	0	0	0	0	230,000	0	0	0	230,000
<b>Total</b>	<b>0</b>	<b>0</b>	<b>0</b>	<b>0</b>	<b>0</b>	<b>0</b>	<b>230,000</b>	<b>0</b>	<b>0</b>	<b>0</b>	<b>230,000</b>

# Project Details

## Bloomington, MN

**Project #** ST-24-019  
**Project Name** Poplar Bridge Park Connectivity Improvements

<b>Total Project Cost</b>	\$130,000	<b>Contact</b>	City Engineer
<b>Department</b>	Surface Transportation	<b>Type</b>	Economic-Infrastructure
<b>Category</b>	Sidewalk/Bikeway	<b>Priority</b>	Tier 3
<b>Status</b>	Active	<b>Useful Life</b>	30 years

### Description

Sidewalk connection to Poplar Bridge Park in coordination with Park Master Plan improvements. This entire cost (\$130,000) would be considered an STI cost.

### Justification

Park and Rec staff are anticipating improvements to Poplar Bridge Park as part of the Park Master Plan. Engineering staff will be looking at the connectivity to this park with possible sidewalk connections to improve accessibility to the area. One possible location would be a sidewalk connection along Morris Ave from 84th St to the park driveway north of Morris Cir. Cost estimate was completed using current sidewalk cost/mile, also counting for inflation to 2030. No changes were made with 2025-2034 CIP Update.

<b>Expenditures</b>	<b>2025</b>	<b>2026</b>	<b>2027</b>	<b>2028</b>	<b>2029</b>	<b>2030</b>	<b>2031</b>	<b>2032</b>	<b>2033</b>	<b>2034</b>	<b>Total</b>
Construction	0	0	0	0	0	130,000	0	0	0	0	130,000
<b>Total</b>	<b>0</b>	<b>0</b>	<b>0</b>	<b>0</b>	<b>0</b>	<b>130,000</b>	<b>0</b>	<b>0</b>	<b>0</b>	<b>0</b>	<b>130,000</b>

<b>Funding Sources</b>	<b>2025</b>	<b>2026</b>	<b>2027</b>	<b>2028</b>	<b>2029</b>	<b>2030</b>	<b>2031</b>	<b>2032</b>	<b>2033</b>	<b>2034</b>	<b>Total</b>
4125 PMP Trails (Parks)	0	0	0	0	0	130,000	0	0	0	0	130,000
<b>Total</b>	<b>0</b>	<b>0</b>	<b>0</b>	<b>0</b>	<b>0</b>	<b>130,000</b>	<b>0</b>	<b>0</b>	<b>0</b>	<b>0</b>	<b>130,000</b>

# Project Details

## Bloomington, MN

**Project #** ST-24-020  
**Project Name** Smith Park Connectivity Improvements

<b>Total Project Cost</b> \$250,000	<b>Contact</b> City Engineer
<b>Department</b> Surface Transportation	<b>Type</b> Economic-Infrastructure
<b>Category</b> Sidewalk/Bikeway	<b>Priority</b> Tier 3
<b>Status</b> Active	<b>Useful Life</b> 30 years

### Description

Sidewalk connection to Smith Park in coordination with Park Master Plan improvements. Approximately \$210,000 of this cost would be considered an STI cost.

### Justification

Park and Rec staff are anticipating improvements to Smith Park as part of the Park Master Plan. Engineering staff will be looking at the connectivity to this park with possible sidewalk connections to improve accessibility to the area. One possible location would be improving/widening the existing sidewalk connection from American Blvd to 81st St within the Xcel Energy corridor. Cost estimate was completed using current trail cost/mile, also counting for inflation to 2032. Some park improvements were made to the park equipment in 2024 as part of the Park Master Plan. No additional changes were made with 2025-2034 CIP Update.

<b>Expenditures</b>	<b>2025</b>	<b>2026</b>	<b>2027</b>	<b>2028</b>	<b>2029</b>	<b>2030</b>	<b>2031</b>	<b>2032</b>	<b>2033</b>	<b>2034</b>	<b>Total</b>
Construction	0	0	0	0	0	0	0	250,000	0	0	250,000
<b>Total</b>	<b>0</b>	<b>0</b>	<b>0</b>	<b>0</b>	<b>0</b>	<b>0</b>	<b>0</b>	<b>250,000</b>	<b>0</b>	<b>0</b>	<b>250,000</b>

<b>Funding Sources</b>	<b>2025</b>	<b>2026</b>	<b>2027</b>	<b>2028</b>	<b>2029</b>	<b>2030</b>	<b>2031</b>	<b>2032</b>	<b>2033</b>	<b>2034</b>	<b>Total</b>
4125 PMP Trails (Parks)	0	0	0	0	0	0	0	250,000	0	0	250,000
<b>Total</b>	<b>0</b>	<b>0</b>	<b>0</b>	<b>0</b>	<b>0</b>	<b>0</b>	<b>0</b>	<b>250,000</b>	<b>0</b>	<b>0</b>	<b>250,000</b>

## Project Details

### Bloomington, MN

**Project #** ST-24-021  
**Project Name** Old Shakopee Road (CSAH 1) @98th St Intersection

<b>Total Project Cost</b>	\$5,500,000	<b>Contact</b>	City Engineer
<b>Department</b>	Surface Transportation	<b>Type</b>	Economic-Renewal
<b>Category</b>	Roads and Streets	<b>Priority</b>	Tier 2
<b>Status</b>	Active	<b>Useful Life</b>	20 years

#### Description

Improvement to existing intersection, railroad crossing and traffic signal to improve safety and non-motorized connections including a new signalized pedestrian crossing for 98th Street at Humboldt Avenue. The pedestrian crossing improvements at the railroad would be considered an STI cost item, which is approximately \$750,000.

#### Justification

The 98th Street Interchange and Corridor Study identified a number of improvements that are necessary to improve safety, maintain capacity and improve connectivity for non-motorized users along the 98th Street corridor (Lyndale to James Avenues). Changes at the OSR at 98th Street intersection include eliminating the uncontrolled eastbound right turn, re-aligning the existing east-west crosswalk, adding a new crosswalk over 98th Street at Humboldt, and improving the bike/pedestrian crossing of the railroad tracks. Moved back to 2027-2028 with the 2025-2034 CIP Update.

<b>Expenditures</b>	<b>2025</b>	<b>2026</b>	<b>2027</b>	<b>2028</b>	<b>2029</b>	<b>2030</b>	<b>2031</b>	<b>2032</b>	<b>2033</b>	<b>2034</b>	<b>Total</b>
ROW/Acquisition	0	0	100,000	4,860,000	0	0	0	0	0	0	4,960,000
Design and Construction	0	0	540,000	0	0	0	0	0	0	0	540,000
<b>Total</b>	<b>0</b>	<b>0</b>	<b>640,000</b>	<b>4,860,000</b>	<b>0</b>	<b>0</b>	<b>0</b>	<b>0</b>	<b>0</b>	<b>0</b>	<b>5,500,000</b>

<b>Funding Sources</b>	<b>2025</b>	<b>2026</b>	<b>2027</b>	<b>2028</b>	<b>2029</b>	<b>2030</b>	<b>2031</b>	<b>2032</b>	<b>2033</b>	<b>2034</b>	<b>Total</b>
Municipal State Aid (MSA)	0	0	0	4,020,000	0	0	0	0	0	0	4,020,000
4130 State Aid-Local	0	0	540,000	0	0	0	0	0	0	0	540,000
Hennepin County	0	0	0	500,000	0	0	0	0	0	0	500,000
Other Sources	0	0	100,000	340,000	0	0	0	0	0	0	440,000
<b>Total</b>	<b>0</b>	<b>0</b>	<b>640,000</b>	<b>4,860,000</b>	<b>0</b>	<b>0</b>	<b>0</b>	<b>0</b>	<b>0</b>	<b>0</b>	<b>5,500,000</b>

# Project Details

## Bloomington, MN

**Project #** ST-24-022  
**Project Name** 98th Street Trail Project (Grand to Logan Avenues)

<b>Total Project Cost</b>	\$2,342,800	<b>Contact</b>	City Engineer
<b>Department</b>	Surface Transportation	<b>Type</b>	Economic-Renewal
<b>Category</b>	Roads and Streets	<b>Priority</b>	Tier 3
<b>Status</b>	Active	<b>Useful Life</b>	20 years

**Description**  
 Construct multi-modal trail along 98th Street from Logan Avenue to Grand Avenue with an extension along Old Shakopee Road to Irving Avenue. The entire cost of this project would be considered an STI cost item.

**Justification**  
 The 98th Street Corridor and Interchange study identified a need for improved non-motorized connections along this busy corridor and interchange. Study work identified the southerly side of 98th Street as the most feasible option for a trail, including an extension along Old Shakopee Road. This trail may be constructed in phases as projects are completed along 98th Street as part of the corridor study.

<b>Expenditures</b>	<b>2025</b>	<b>2026</b>	<b>2027</b>	<b>2028</b>	<b>2029</b>	<b>2030</b>	<b>2031</b>	<b>2032</b>	<b>2033</b>	<b>2034</b>	<b>Total</b>
Design and Construction	0	0	0	0	0	0	0	462,800	1,780,000	0	<b>2,242,800</b>
ROW/Acquisition	0	0	0	0	0	0	0	100,000	0	0	<b>100,000</b>
<b>Total</b>	<b>0</b>	<b>0</b>	<b>0</b>	<b>0</b>	<b>0</b>	<b>0</b>	<b>0</b>	<b>562,800</b>	<b>1,780,000</b>	<b>0</b>	<b>2,342,800</b>

<b>Funding Sources</b>	<b>2025</b>	<b>2026</b>	<b>2027</b>	<b>2028</b>	<b>2029</b>	<b>2030</b>	<b>2031</b>	<b>2032</b>	<b>2033</b>	<b>2034</b>	<b>Total</b>
Grant Funds	0	0	0	0	0	0	0	0	1,680,000	0	<b>1,680,000</b>
Municipal State Aid (MSA)	0	0	0	0	0	0	0	362,800	100,000	0	<b>462,800</b>
Other Sources	0	0	0	0	0	0	0	200,000	0	0	<b>200,000</b>
<b>Total</b>	<b>0</b>	<b>0</b>	<b>0</b>	<b>0</b>	<b>0</b>	<b>0</b>	<b>0</b>	<b>562,800</b>	<b>1,780,000</b>	<b>0</b>	<b>2,342,800</b>

# Project Details

## Bloomington, MN

**Project #** ST-25-001  
**Project Name** Roundabout Pedestrian Signals

<b>Total Project Cost</b> \$400,000	<b>Contact</b> City Engineer
<b>Department</b> Surface Transportation	<b>Type</b> Economic-Infrastructure
<b>Category</b> Sidewalk/Bikeway	<b>Priority</b> Tier 2
<b>Status</b> Active	<b>Useful Life</b> 30 years

### Description

Pedestrian signal installations at roundabouts with existing multi-lane pedestrian crossings per new PROWAG guidance. This currently includes 1 signal system on the west leg of W 78th St/Washington Ave roundabout (SW quad of 169/494), 2 signal systems on the south side of Ensign Rd/Marsh Rd roundabout (SW quad of 169/494), 1 signal at the Marsh Rd roundabout (SE quad of 169/494) and 4 signals at Lindau Ln/Winstead Way roundabout. The City maintains all of the above mentioned signals. The cost estimate assumes \$35,000 for each signal with 3 assemblies and \$25,000 for each signal with 2 assemblies. It also assumes \$5,000 for each pedestrian ramp. The cost of the new signals would be considered an STI cost, which is a total cost of \$260,000.

### Justification

The Public Rights of Way Accessibility Guidelines (PROWAG) had updates adopted in 2023 that may require some infrastructure updates related to accessibility. One of those updates was that at roundabouts with multi-lane crossings, a pedestrian activated signal shall be provided for each segment of each crosswalk, including the splitter island. It is not clear on how soon these items need to be implemented per the new guidance, therefore the timing of this project is subject to change. This project would include all of the known crosswalks at roundabouts that would fall within the new guidelines requirements.

<b>Expenditures</b>	<b>2025</b>	<b>2026</b>	<b>2027</b>	<b>2028</b>	<b>2029</b>	<b>2030</b>	<b>2031</b>	<b>2032</b>	<b>2033</b>	<b>2034</b>	<b>Total</b>
Design and Construction	0	0	400,000	0	0	0	0	0	0	0	400,000
<b>Total</b>	<b>0</b>	<b>0</b>	<b>400,000</b>	<b>0</b>	<b>0</b>	<b>0</b>	<b>0</b>	<b>0</b>	<b>0</b>	<b>0</b>	<b>400,000</b>

<b>Funding Sources</b>	<b>2025</b>	<b>2026</b>	<b>2027</b>	<b>2028</b>	<b>2029</b>	<b>2030</b>	<b>2031</b>	<b>2032</b>	<b>2033</b>	<b>2034</b>	<b>Total</b>
4300 South Loop Development	0	0	220,000	0	0	0	0	0	0	0	220,000
Municipal State Aid (MSA)	0	0	180,000	0	0	0	0	0	0	0	180,000
<b>Total</b>	<b>0</b>	<b>0</b>	<b>400,000</b>	<b>0</b>	<b>0</b>	<b>0</b>	<b>0</b>	<b>0</b>	<b>0</b>	<b>0</b>	<b>400,000</b>

**Project Details**

Bloomington, MN

Project # ST-25-002  
 Project Name School Zone Speed Limits

Total Project Cost	\$336,550	Contact	City Engineer
Department	Surface Transportation	Type	Economic-Renewal
Category	Roads and Streets	Priority	Tier 2
Status	Active	Useful Life	20 years

**Description**

Plan and implement school zone speed limits around each of the schools in Bloomington.

**Justification**

In 2023 the City Council adopted a new Neighborhood Traffic Management Program and with that they approved the use of School Zone Speed Limits as a traffic calming tool around schools.

Expenditures	2025	2026	2027	2028	2029	2030	2031	2032	2033	2034	Total
Equipment	0	0	296,550	0	0	0	0	0	0	0	296,550
Design	0	0	40,000	0	0	0	0	0	0	0	40,000
<b>Total</b>	<b>0</b>	<b>0</b>	<b>336,550</b>	<b>0</b>	<b>0</b>	<b>0</b>	<b>0</b>	<b>0</b>	<b>0</b>	<b>0</b>	<b>336,550</b>

Funding Sources	2025	2026	2027	2028	2029	2030	2031	2032	2033	2034	Total
Grant Funds	0	0	336,550	0	0	0	0	0	0	0	336,550
<b>Total</b>	<b>0</b>	<b>0</b>	<b>336,550</b>	<b>0</b>	<b>0</b>	<b>0</b>	<b>0</b>	<b>0</b>	<b>0</b>	<b>0</b>	<b>336,550</b>

**Project Details**

Bloomington, MN

Project # ST-25-003  
 Project Name 90th Street Retaining Walls

Total Project Cost	\$1,210,000	Contact	City Engineer
Department	Surface Transportation	Type	Economic-Infrastructure
Category	Retaining Walls	Priority	Tier 1
Status	Active	Useful Life	75 years

**Description**

Replace the existing two tiered retaining wall on the south side of W 90th Street adjacent to 2708, 2706 and 2704 W 91st St Circle. Also, replace the existing timber retaining wall on the north side of W 90th St adjacent to 3110 W 90th Street.

**Justification**

These two retaining walls are at the end of there useful life and in need of replacement. This replacement will use new methods including large pre-fabricated blocks and/or soldier pile walls. The retaining wall directly to the east of 2704 W 91st St Circle, adjacent to 2611 and 2601 W 90th St was replaced in 2023. A consultant was hired in 2024 to design these walls.

<b>Expenditures</b>	<b>2025</b>	<b>2026</b>	<b>2027</b>	<b>2028</b>	<b>2029</b>	<b>2030</b>	<b>2031</b>	<b>2032</b>	<b>2033</b>	<b>2034</b>	<b>Total</b>
Design and Construction	1,210,000	0	0	0	0	0	0	0	0	0	1,210,000
<b>Total</b>	<b>1,210,000</b>	<b>0</b>	<b>0</b>	<b>0</b>	<b>0</b>	<b>0</b>	<b>0</b>	<b>0</b>	<b>0</b>	<b>0</b>	<b>1,210,000</b>

<b>Funding Sources</b>	<b>2025</b>	<b>2026</b>	<b>2027</b>	<b>2028</b>	<b>2029</b>	<b>2030</b>	<b>2031</b>	<b>2032</b>	<b>2033</b>	<b>2034</b>	<b>Total</b>
Municipal State Aid (MSA)	1,210,000	0	0	0	0	0	0	0	0	0	1,210,000
<b>Total</b>	<b>1,210,000</b>	<b>0</b>	<b>0</b>	<b>0</b>	<b>0</b>	<b>0</b>	<b>0</b>	<b>0</b>	<b>0</b>	<b>0</b>	<b>1,210,000</b>



2025 thru 2034

## Project Details

Bloomington, MN

**Project #** ST-25-004  
**Project Name** 98th Street @ 35W Interchange Reconfiguration Proj

<b>Total Project Cost</b>	\$4,744,000	<b>Contact</b>	City Engineer
<b>Department</b>	Surface Transportation	<b>Type</b>	Economic-Renewal
<b>Category</b>	Roads and Streets	<b>Priority</b>	Tier 1
<b>Status</b>	Active	<b>Useful Life</b>	20 years

### Description

Reconfigure and rebuild portions of the 98th Street at 35W Interchange. Project in includes rebuilding the intersections of 98th Street at Dupont Avenue and E. Bloomington Freeway, as well as removing the southbound to westbound free right turn lane and other channelization improvements. Reconstruction and widening of the the trail on the south side of 98th Street to 10 feet across the project. Addition of a 10' wide path to portions of the north side of the roadway, west of the existing bridge.

The total STI cost for Bike/Ped Improvements based on the current estimate is \$105,000.

### Justification

See **98th Street Interchange Study** prepared by Bolton & Menk and adopted by Council in 2023.

<b>Expenditures</b>	<b>2025</b>	<b>2026</b>	<b>2027</b>	<b>2028</b>	<b>2029</b>	<b>2030</b>	<b>2031</b>	<b>2032</b>	<b>2033</b>	<b>2034</b>	<b>Total</b>
Construction	0	0	0	3,469,000	0	0	0	0	0	0	3,469,000
Planning/Design/Engineering	75,000	75,000	475,000	150,000	0	0	0	0	0	0	775,000
ROW/Acquisition	50,000	100,000	200,000	150,000	0	0	0	0	0	0	500,000
<b>Total</b>	<b>125,000</b>	<b>175,000</b>	<b>675,000</b>	<b>3,769,000</b>	<b>0</b>	<b>0</b>	<b>0</b>	<b>0</b>	<b>0</b>	<b>0</b>	<b>4,744,000</b>

<b>Funding Sources</b>	<b>2025</b>	<b>2026</b>	<b>2027</b>	<b>2028</b>	<b>2029</b>	<b>2030</b>	<b>2031</b>	<b>2032</b>	<b>2033</b>	<b>2034</b>	<b>Total</b>
Grant Funds	0	0	0	3,455,040	0	0	0	0	0	0	3,455,040
Municipal State Aid (MSA)	0	125,000	358,333	84,960	0	0	0	0	0	0	568,293
MnDOT	0	25,000	158,333	126,000	0	0	0	0	0	0	309,333
Hennepin County	0	25,000	158,334	103,000	0	0	0	0	0	0	286,334
4130 State Aid-Local	125,000	0	0	0	0	0	0	0	0	0	125,000
<b>Total</b>	<b>125,000</b>	<b>175,000</b>	<b>675,000</b>	<b>3,769,000</b>	<b>0</b>	<b>0</b>	<b>0</b>	<b>0</b>	<b>0</b>	<b>0</b>	<b>4,744,000</b>

# Project Details

## Bloomington, MN

**Project #** ST-25-005  
**Project Name** Hillcrest W. 93rd St. School Area Safety Project

<b>Total Project Cost</b>	\$168,600	<b>Contact</b>	City Engineer
<b>Department</b>	Surface Transportation	<b>Type</b>	Economic-Renewal
<b>Category</b>	Roads and Streets	<b>Priority</b>	Tier 3
<b>Status</b>	Active	<b>Useful Life</b>	30 years

### Description

Conceptual traffic management project for W. 93rd St. between Penn Avenue to Hillcrest Elementary School. Concept includes the addition of bulbed curbs at Russell, Sherida and Upton Avenues. Conversion of Russell to all-way stop control, signage, striping and pedestrian improvements.

### Justification

West 93rd Street (Penn Avenue to Vincent Avenue) is the primary access into Hillcrest elementary school. This project is needed to improve safety at the intersection of Russell Avenue and to improve safety for pedestrians in the area.

<b>Expenditures</b>	<b>2025</b>	<b>2026</b>	<b>2027</b>	<b>2028</b>	<b>2029</b>	<b>2030</b>	<b>2031</b>	<b>2032</b>	<b>2033</b>	<b>2034</b>	<b>Total</b>
Design and Construction	0	0	0	0	0	168,600	0	0	0	0	168,600
<b>Total</b>	<b>0</b>	<b>0</b>	<b>0</b>	<b>0</b>	<b>0</b>	<b>168,600</b>	<b>0</b>	<b>0</b>	<b>0</b>	<b>0</b>	<b>168,600</b>

<b>Funding Sources</b>	<b>2025</b>	<b>2026</b>	<b>2027</b>	<b>2028</b>	<b>2029</b>	<b>2030</b>	<b>2031</b>	<b>2032</b>	<b>2033</b>	<b>2034</b>	<b>Total</b>
4115 PMP Trails (ROW)	0	0	0	0	0	168,600	0	0	0	0	168,600
<b>Total</b>	<b>0</b>	<b>0</b>	<b>0</b>	<b>0</b>	<b>0</b>	<b>168,600</b>	<b>0</b>	<b>0</b>	<b>0</b>	<b>0</b>	<b>168,600</b>

# Project Details

## Bloomington, MN

**Project #** ST-25-006  
**Project Name** Bloomington Pedestrian Crossing Safety Improvement

<b>Total Project Cost</b>	\$771,900	<b>Contact</b>	City Engineer
<b>Department</b>	Surface Transportation	<b>Type</b>	Economic-Infrastructure
<b>Category</b>	Roads and Streets	<b>Priority</b>	Tier 2
<b>Status</b>	Active	<b>Useful Life</b>	50 years

### Description

The project includes pedestrian safety improvements at six intersections or locations across the City. These pedestrian crossing safety improvements include pedestrian refuge islands, curb bump outs, pedestrian activated rectangular rapid flashing beacon warning systems, high visibility crosswalk markings, ADA upgrades, pedestrian ramps, signage, and lane reductions or bike lane additions.

STI = \$611,900

Locations: Auto Club Rd near Hampshire Crv, Highwood Dr at Pennsylvania Rd, Highwood Dr at 83rd St, Lyndale at 99th St, Penn Ave at 88th Street, 106th St between Penn and Nine Mile Cr

### Justification

Locations prioritized for proactive safety improvement treatments based on locations with pedestrian demand and roadway conditions (roadway configuration/speed/AADT) that would benefit with applied pedestrian crash countermeasures from the FHWA-SA-17-072

2024 HSIP Funding application - awarded funding

<b>Expenditures</b>	<b>2025</b>	<b>2026</b>	<b>2027</b>	<b>2028</b>	<b>2029</b>	<b>2030</b>	<b>2031</b>	<b>2032</b>	<b>2033</b>	<b>2034</b>	<b>Total</b>
Construction	0	0	0	611,900	0	0	0	0	0	0	611,900
Design	0	0	0	160,000	0	0	0	0	0	0	160,000
<b>Total</b>	<b>0</b>	<b>0</b>	<b>0</b>	<b>771,900</b>	<b>0</b>	<b>0</b>	<b>0</b>	<b>0</b>	<b>0</b>	<b>0</b>	<b>771,900</b>

<b>Funding Sources</b>	<b>2025</b>	<b>2026</b>	<b>2027</b>	<b>2028</b>	<b>2029</b>	<b>2030</b>	<b>2031</b>	<b>2032</b>	<b>2033</b>	<b>2034</b>	<b>Total</b>
Grant Funds	0	0	0	550,710	0	0	0	0	0	0	550,710
4130 State Aid-Local	0	0	0	221,190	0	0	0	0	0	0	221,190
<b>Total</b>	<b>0</b>	<b>0</b>	<b>0</b>	<b>771,900</b>	<b>0</b>	<b>0</b>	<b>0</b>	<b>0</b>	<b>0</b>	<b>0</b>	<b>771,900</b>

2025 thru 2034

## Project Details

Bloomington, MN

Project # ST-99-003  
 Project Name Overlay of City Streets

Total Project Cost	\$122,651,862	Contact	City Engineer
Department	Surface Transportation	Type	Economic-Renewal
Category	Roads and Streets	Priority	Tier 1
Status	Active	Useful Life	60 years

### Description

Pavement Management Program: Overlay of City streets in accordance with City Pavement Management Program Policy. A portion of the overlay fund is designated to be used for existing pathway overlay and maintenance. The program includes approximately 9 miles in 2025 and approximately 8 miles per year between 2026-2034. PMP Overlay projects also include bike and ped sustainability items, such as filling sidewalk gaps or adding bike lanes. It can be assumed that \$75-\$100K per year of the total project cost can be considered STI (Sustainable Tracking Info) items.

### Justification

Pavement Overlay is an integral component of the Pavement Management Program. Overlaying pavement on a maintenance schedule increases the life of the road and decreases cost for replacement over the life of the street by reducing future capital and operating costs. It preserves existing resources and is a sustainable construction method. The Infrastructure Replacement Fund is made up of a combination of Franchise Fees and Municipal Maintenance State Aid funds.

Prior	Expenditures	2025	2026	2027	2028	2029	2030	2031	2032	2033	2034	Total
75,369,238	Design and Construction	4,590,000	4,202,400	4,328,472	4,458,326	4,592,075	4,729,838	4,871,733	5,017,885	5,168,421	5,323,474	47,282,624
	<b>Total</b>	<b>4,590,000</b>	<b>4,202,400</b>	<b>4,328,472</b>	<b>4,458,326</b>	<b>4,592,075</b>	<b>4,729,838</b>	<b>4,871,733</b>	<b>5,017,885</b>	<b>5,168,421</b>	<b>5,323,474</b>	<b>47,282,624</b>

Prior	Funding Sources	2025	2026	2027	2028	2029	2030	2031	2032	2033	2034	Total
75,369,238	4110 Infrastructure Replacement	4,090,000	3,702,400	3,828,472	3,958,326	4,092,075	4,229,838	4,371,733	4,517,885	4,668,421	4,823,474	42,282,624
	Municipal State Aid (MSA)	500,000	500,000	500,000	500,000	500,000	500,000	500,000	500,000	500,000	500,000	5,000,000
	<b>Total</b>	<b>4,590,000</b>	<b>4,202,400</b>	<b>4,328,472</b>	<b>4,458,326</b>	<b>4,592,075</b>	<b>4,729,838</b>	<b>4,871,733</b>	<b>5,017,885</b>	<b>5,168,421</b>	<b>5,323,474</b>	<b>47,282,624</b>

**Project Details**

Bloomington, MN

**Project #** ST-99-009  
**Project Name** Subdivision Streets (undesignated)

<b>Total Project Cost</b> \$6,072,500	<b>Contact</b> City Engineer
<b>Department</b> Surface Transportation	<b>Type</b> Economic-Renewal
<b>Category</b> Roads and Streets	<b>Priority</b> Tier 1
<b>Status</b> Active	<b>Useful Life</b> 60 years

**Description**  
 Subdivision Streets (undesignated). These projects will be assessed.

**Justification**  
 New development often requires improvement of transportation infrastructure to facilitate their project that will have a positive impact on property values and improve the tax base. Future Project: 78th Street Median Modification anticipated to be included with the 2025-101 PMP Project (at Enclave \$75K).

Prior	Expenditures	2025	2026	2027	2028	2029	2030	2031	2032	2033	2034	Total
5,072,500	Design and Construction	100,000	100,000	100,000	100,000	100,000	100,000	100,000	100,000	100,000	100,000	1,000,000
	<b>Total</b>	<b>100,000</b>	<b>100,000</b>	<b>100,000</b>	<b>100,000</b>	<b>100,000</b>	<b>100,000</b>	<b>100,000</b>	<b>100,000</b>	<b>100,000</b>	<b>100,000</b>	<b>1,000,000</b>

Prior	Funding Sources	2025	2026	2027	2028	2029	2030	2031	2032	2033	2034	Total
5,072,500	PIR Bonds & Assessments	100,000	100,000	100,000	100,000	100,000	100,000	100,000	100,000	100,000	100,000	1,000,000
	<b>Total</b>	<b>100,000</b>	<b>100,000</b>	<b>100,000</b>	<b>100,000</b>	<b>100,000</b>	<b>100,000</b>	<b>100,000</b>	<b>100,000</b>	<b>100,000</b>	<b>100,000</b>	<b>1,000,000</b>

## Project Details

### Bloomington, MN

**Project #** ST-99-010  
**Project Name** PMP-Street Reconstruction

<b>Total Project Cost</b>	\$253,754,197	<b>Contact</b>	City Engineer
<b>Department</b>	Surface Transportation	<b>Type</b>	Economic-Renewal
<b>Category</b>	Roads and Streets	<b>Priority</b>	Tier 1
<b>Status</b>	Active	<b>Useful Life</b>	20 years

#### Description

Pavement Management Program (PMP): Street reconstruction, engineered pavement, curb and gutter, storm sewer and other utility work as needed per inspections, in accordance with the City Pavement Management Program. From 2025-2034 the program is to complete 3-4.5 miles per year . The PMP Recon mileage and costs will be studied in 2024. The PMP study was not complete when the 2025-2034 CIP was updated, therefore project costs were not updated with the 2025-2034 CIP update. PMP Recon projects also include bike and ped sustainability items, such as filling sidewalk gaps or adding bike lanes. It can be assumed that \$100-\$150K per year of the total project cost can be considered STI (Sustainable Tracking Info) items.

#### Justification

Street Reconstruction is another integral part of the Pavement Management Program to revitalize the street segments that have fallen to a low PCI range and it is no longer cost effective to only maintain the street segment. Street reconstruction starts the segment on the schedule of sealcoats and overlays following the Pavement Management Program. These projects improve public safety, pavement life, improve drainage and property values along streets in Bloomington, along with improving efficiency for City maintenance operations.

Prior	Expenditures	2025	2026	2027	2028	2029	2030	2031	2032	2033	2034	Total
141,217,089	Design and Construction	8,947,213	9,394,575	9,864,304	10,357,519	10,875,396	11,419,166	11,990,125	12,589,631	13,219,112	13,880,067	112,537,108
	<b>Total</b>	<b>8,947,213</b>	<b>9,394,575</b>	<b>9,864,304</b>	<b>10,357,519</b>	<b>10,875,396</b>	<b>11,419,166</b>	<b>11,990,125</b>	<b>12,589,631</b>	<b>13,219,112</b>	<b>13,880,067</b>	<b>112,537,108</b>

Prior	Funding Sources	2025	2026	2027	2028	2029	2030	2031	2032	2033	2034	Total
141,217,089	PIR Bonds & Assessments	8,447,213	8,894,575	9,364,304	9,857,519	10,375,396	10,919,166	11,490,125	12,089,631	12,719,112	13,380,067	107,537,108
	Municipal State Aid (MSA)	500,000	500,000	500,000	500,000	500,000	500,000	500,000	500,000	500,000	500,000	5,000,000
	<b>Total</b>	<b>8,947,213</b>	<b>9,394,575</b>	<b>9,864,304</b>	<b>10,357,519</b>	<b>10,875,396</b>	<b>11,419,166</b>	<b>11,990,125</b>	<b>12,589,631</b>	<b>13,219,112</b>	<b>13,880,067</b>	<b>112,537,108</b>